

2015

FP-15-09 Divorce Before vs. After Age 50

Ashley Spangler
Bowling Green State University

Susan L. Brown
Bowling Green State University, browns1@bgsu.edu

I-Fen Lin
Bowling Green State University, ifenlin@bgsu.edu

Anna Hammersmith
Bowling Green State University

Matthew Wright
Bowling Green State University

Follow this and additional works at: https://scholarworks.bgsu.edu/ncfmr_family_profiles



Part of the [Family, Life Course, and Society Commons](#)

Repository Citation

Spangler, Ashley; Brown, Susan L.; Lin, I-Fen; Hammersmith, Anna; and Wright, Matthew, "FP-15-09 Divorce Before vs. After Age 50" (2015). *National Center for Family and Marriage Research Family Profiles*. 74.
https://scholarworks.bgsu.edu/ncfmr_family_profiles/74

This Report is brought to you for free and open access by the Sociology at ScholarWorks@BGSU. It has been accepted for inclusion in National Center for Family and Marriage Research Family Profiles by an authorized administrator of ScholarWorks@BGSU.

Divorce Before vs. After Age 50

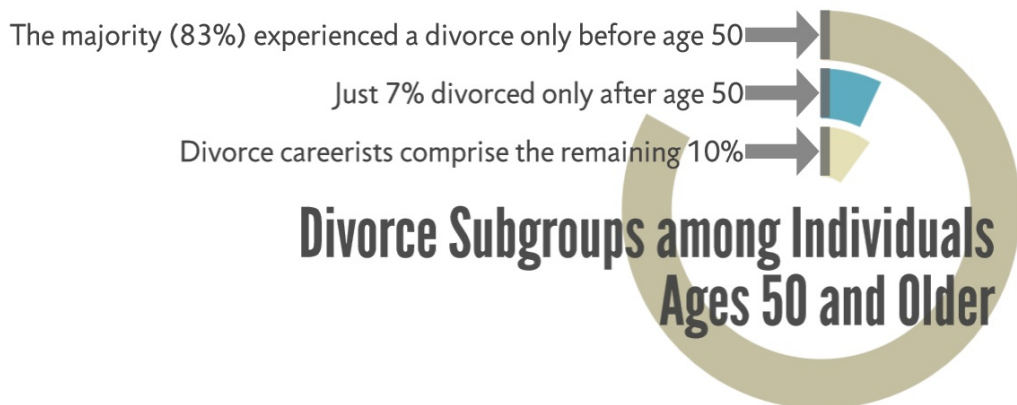


Ashley Spangler, Susan L. Brown, I-Fen Lin, Anna Hammersmith, Matthew Wright

Roughly one-half of marriages will end in divorce (Kennedy and Ruggles, 2014; Amato, 2010). Between 1990 and 2010, the divorce rate for people over age 50 doubled. Now, 1 in 4 individuals who gets divorced is aged 50 and older (Brown and Lin, 2012). We use data from the 2010 Health and Retirement Study to compare people ages 50 and older who divorce before versus after age 50 and also include individuals who experienced a divorce both prior to and following age 50, termed "divorce careerists."

59% of individuals who divorce after age 50 are "Careerists"

Divorce Careerist: Individual who experienced a divorce both prior to and following age 50.




Divorce Subgroups among Individuals Ages 50 and Older

Gender by Divorce Subgroup

The majority of older adults who only divorced before age 50 are women (53%)

Divorce Before 50



Older adults who only divorced after age 50 are disproportionately men (66%)

Divorce After 50



Divorce Careerists are more often men (52%) than women (48%)

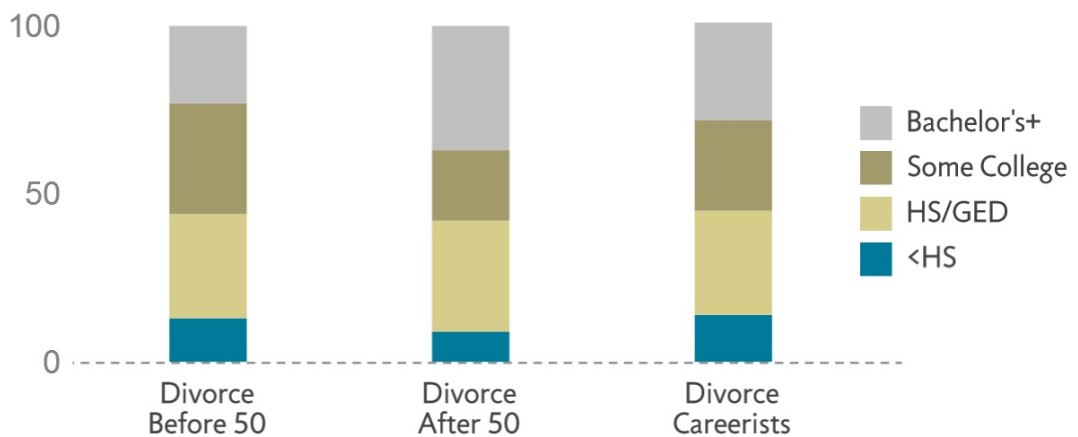
Divorce Careerists



Men Women

→ Educational Attainment Differs by Divorce Subgroup ←

- » Among those who only divorced before age 50, the largest share has some college education but no Bachelor's degree (33%). «
- » Those who only divorced after age 50 most often hold a Bachelor's degree (37%). «
- » Divorce careerists are most often only high school graduates (31%). «



*This research is supported by a grant to Susan L. Brown and I-Fen Lin from the National Institute on Aging (R15AG047588).

References:

Data: Health and Retirement Study, 2010

Amato, P. R. (2010). Research on divorce: Continuing trends and new developments. *Journal of Marriage and Family*, 72 (3), 650-666. DOI:10.1111/j.1741-3737.2010.00723.x

Brown, S. L. & Lin, I.-F. (2012). The gray divorce revolution: Rising divorce among middle-aged and older adults, 1990-2010. *Journals of Gerontology Series B: Psychological and Social Sciences*, 67(6), 731-741.

Kennedy, S. & Ruggles, S. (2014). Breaking up is hard to count: The rise of divorce in the United States, 1980-2010. *Demography*, 51, 587-598.

Montenegro, X. P. (2014). *The divorce experience: A study of divorce at midlife and beyond*. Washington, DC: AARP Public Policy Institute.

Suggested Citation:

Spangler, A., Brown, S. L., Lin, I.-F., Hammersmith, A., & Wright, M. (2015). Divorce Before Versus After Age 50: A National Portrait. (FP-15-09). National Center for Family & Marriage Research. Retrieved from: <http://www.bgsu.edu/ncfmr/resources/data/family-profiles/spangler-brown-lin-hammersmith-wright-divorce-age-50-fp-15-09.html>



BGSU

This project is supported with assistance from Bowling Green State University. From 2007 to 2013, support was also provided by the U.S. Department of Health and Human Services, Office of the Assistant Secretary for Planning and Evaluation. The opinions and conclusions expressed herein are solely those of the author(s) and should not be construed as representing the opinions or policy of any agency of the state or federal government.

National Center for Family & Marriage Research

Family Profiles: Original reports summarizing and analyzing nationally representative data with the goal to provide the latest analysis of U.S. families. These profiles examine topics related to the NCFMR's core research themes.

<http://www.bgsu.edu/ncfmr.html>



005 Williams Hall
Bowling Green State University
Bowling Green, OH 43403

☎ 419.372.3119
✉ ncfmr@bgsu.edu