

2017

## FP-17-14 Variation in Birth Spacing by Maternal Characteristics

Karen Benjamin Guzzo  
*Bowling Green State University, kguzzo@bgsu.edu*

Follow this and additional works at: [https://scholarworks.bgsu.edu/ncfmr\\_family\\_profiles](https://scholarworks.bgsu.edu/ncfmr_family_profiles)



Part of the [Family, Life Course, and Society Commons](#)

---

### Repository Citation

Guzzo, Karen Benjamin, "FP-17-14 Variation in Birth Spacing by Maternal Characteristics" (2017). *National Center for Family and Marriage Research Family Profiles*. 43.  
[https://scholarworks.bgsu.edu/ncfmr\\_family\\_profiles/43](https://scholarworks.bgsu.edu/ncfmr_family_profiles/43)

This Report is brought to you for free and open access by the Sociology at ScholarWorks@BGSU. It has been accepted for inclusion in National Center for Family and Marriage Research Family Profiles by an authorized administrator of ScholarWorks@BGSU.

# Variation in Birth Spacing by Maternal Characteristics



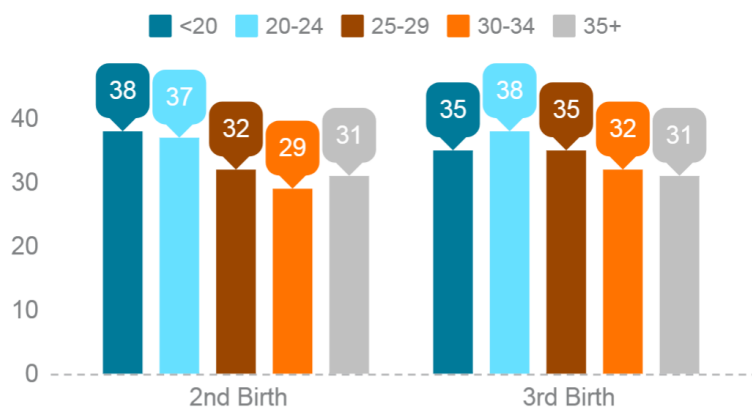
Karen Benjamin Guzzo

Most American parents have at least two children, and spacing between children's births is associated with maternal and child health (Conde-Agudelo, Rosas-Bermúdez, Castaño, and Norton, 2012). In this profile, we use the National Survey of Family Growth (NSFG) to examine spacing between births (the number of months between two consecutive births) among American mothers aged 15-44 in 2013. We present median spacing for second and third births by mother's age, race-ethnicity, and completed education. This profile is a companion piece to FP-17-13, Variation in Birth Spacing by Family Context.

## Birth Spacing by Mother's Age at Prior Birth

- The median spacing between first and second births was lowest for mothers aged 30-34 (29 months) at their first birth and highest for mothers who had their first birth as a teenager (38 months).
- For third births, the number of months since last birth was lowest for mothers aged 35 or older (31 months) at their second birth and highest for mothers aged 20-24 (28 months) at their second birth.

Figure 1. Median Spacing for Second and Third Births by Age at Prior Birth

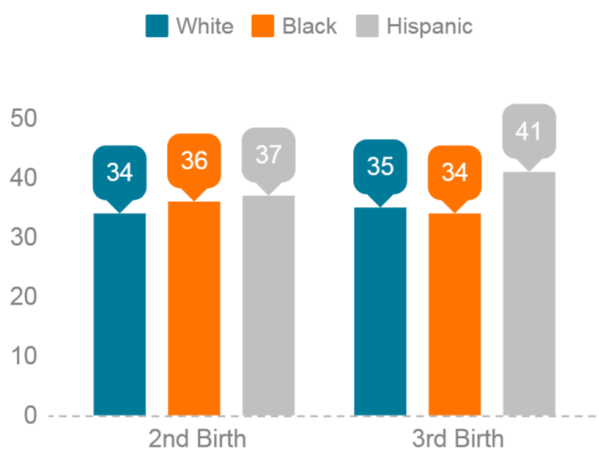


Source: National Survey of Family Growth, 2011-2013, 2013-2015

## Birth Spacing by Race and Ethnicity

- For second births, White women had the shortest median spacing, at 34 months.
  - Black and Hispanic women had birth spacing two and three months longer, respectively.
- The median spacing for third births was fairly similar for White and Black women, at just under three years.
  - Hispanic women had their third births nearly three-and-a-half years after their second birth.

Figure 2. Median Spacing for Second and Third Births by Race and Ethnicity



Source: National Survey of Family Growth, 2011-2013, 2013-2015

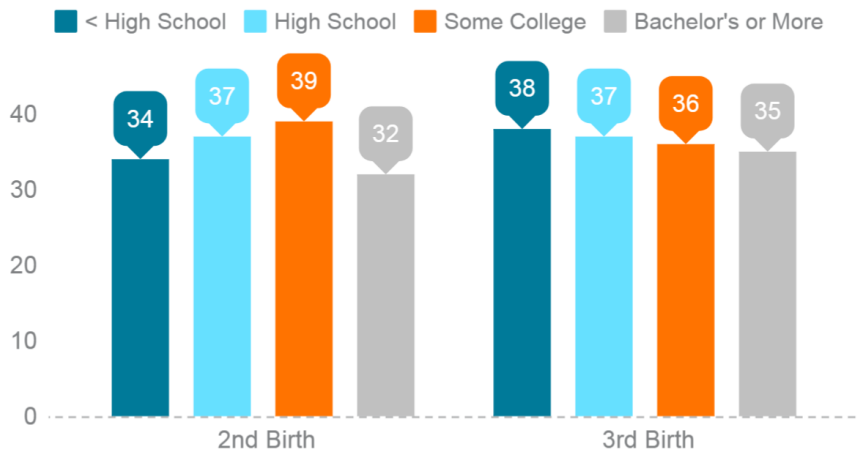


## Birth Spacing by Completed Maternal Education

- The median spacing between first and second births was progressively longer moving from those with less than high school (34 months), to those with some college (39 months).
  - However, mothers with at least a Bachelor's degree had the shortest spacing, at 32 months.
- Among those with third births, the association was reversed - the median number of months between births declined with increasing levels of education.
  - College-educated mothers still had the shortest spacing, at 35 months.

Mothers with at least a Bachelor's degree...had the shortest spacing.

Figure 3. Median Spacing for Second and Third Births by Completed Education



Source: National Survey of Family Growth, 2011-2013, 2013-2015

### Data Source:

National Center for Health Statistics (NCHS). (2016). 1988, 1995, 2002, 2006-2010, 2011-2013, 2013-2015 National Survey of Family Growth Public Use Data and Documentation. Hyattsville, MD: CDC National Center for Health Statistics. Retrieved from <https://www.cdc.gov/nchs/nsfg/index.htm>

### References:

Conde-Agudelo, A., Rosas-Bermudez, A., Castaño, F., & Norton, M. H. (2012). Effects of birth spacing on maternal, perinatal, infant, and child health: a systematic review of causal mechanisms. *Studies in Family Planning*, 43(2), 93-114.

### Suggested Citation:

Guzzo, K. B. (2017). Variation in birth spacing by maternal characteristics. *Family Profiles*, FP-17-14. Bowling Green, OH: National Center for Family & Marriage Research. <http://www.bgsu.edu/ncfmr/resources/data/family-profiles/guzzo-birth-spacing-maternal-characteristics-fp-17-14.html>



This project is supported with assistance from Bowling Green State University. From 2007 to 2013, support was also provided by the U.S. Department of Health and Human Services, Office of the Assistant Secretary for Planning and Evaluation. The opinions and conclusions expressed herein are solely those of the author(s) and should not be construed as representing the opinions or policy of any agency of the state or federal government.

### National Center for Family & Marriage Research

Family Profiles: Original reports summarizing and analyzing nationally representative data with the goal to provide the latest analysis of U.S. families. These profiles examine topics related to the NCFMR's core research themes.

<http://www.bgsu.edu/ncfmr.html>



005 Williams Hall  
Bowling Green State University  
Bowling Green, OH 43403

419.372.3119  
[ncfmr@bgsu.edu](mailto:ncfmr@bgsu.edu)