

2015

## FP-15-07 The Role of Same-Sex Marriage in the Declining U.S. Marriage Rate

Wendy D. Manning

*Bowling Green State University, wmannin@bgsu.edu*

Krista K. Payne

*Bowling Green State University, kristaw@bgsu.edu*

Bart Stykes

*Bowling Green State University, jstykes@bgsu.edu*

Susan L. Brown

*Bowling Green State University, brownsl@bgsu.edu*

Follow this and additional works at: [https://scholarworks.bgsu.edu/ncfmr\\_family\\_profiles](https://scholarworks.bgsu.edu/ncfmr_family_profiles)



Part of the [Family, Life Course, and Society Commons](#)

---

### Repository Citation

Manning, Wendy D.; Payne, Krista K.; Stykes, Bart; and Brown, Susan L., "FP-15-07 The Role of Same-Sex Marriage in the Declining U.S. Marriage Rate" (2015). *National Center for Family and Marriage Research Family Profiles*. 72.

[https://scholarworks.bgsu.edu/ncfmr\\_family\\_profiles/72](https://scholarworks.bgsu.edu/ncfmr_family_profiles/72)

This Report is brought to you for free and open access by the Sociology at ScholarWorks@BGSU. It has been accepted for inclusion in National Center for Family and Marriage Research Family Profiles by an authorized administrator of ScholarWorks@BGSU.

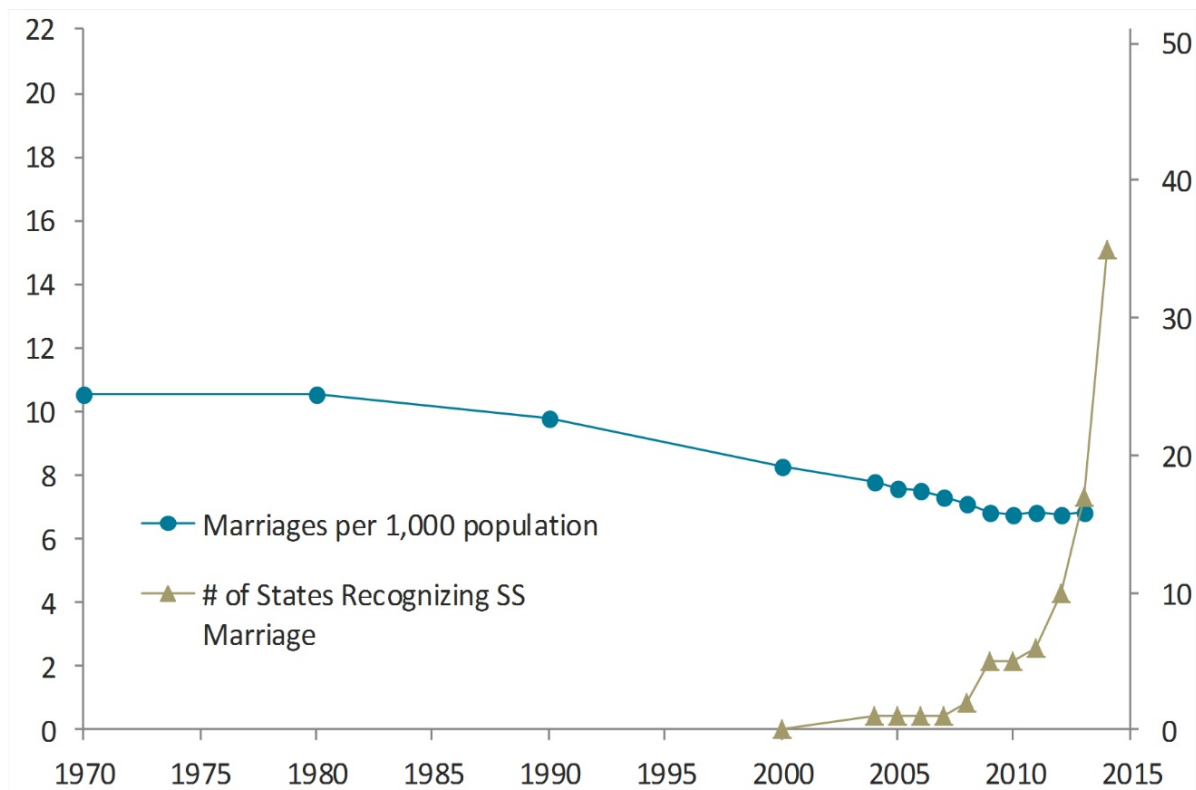
# The Role of Same-Sex Marriage in the Declining U.S. Marriage Rate



Wendy D. Manning, Krista K. Payne, Bart Stykes, & Susan L. Brown

Is the legalization of same-sex marriage linked to a decline in the U.S. marriage rate? No. Nationally, the marriage rate has been on a downward trajectory since the 1970s, decades before same-sex marriage was legalized in any state. Since 2010, the marriage rate has hovered at 6.8 marriages per 1,000 population. Forty years ago the marriage rate was 50% higher, 10.5. Recently, the marriage rate has declined in virtually every state (between 2000 and 2012, the marriage rate declined in all states except three: California, District of Columbia, and Montana). The number of states with same-sex marriage has increased from only Massachusetts in 2004 to 35 in 2014.

Figure 1. Change in the U.S. Crude Marriage Rate and State Recognition of Same-Sex Marriage, 1970-2013



## References:

Data: CDC/NCHS, National Vital Statistics System.  
Retrieved on 04-22-15: [http://www.cdc.gov/nchs/data/dvs/state\\_marriage\\_rates\\_90\\_95\\_and\\_99-12.pdf](http://www.cdc.gov/nchs/data/dvs/state_marriage_rates_90_95_and_99-12.pdf)

## State Level Variation

In addition, when examined at the state level, overall marriage rates do not differ by state support or opposition to same-sex marriage. This conclusion emerges from an analysis of two groups of states that represent opposite ends of the spectrum of public opinion on the issue. At one end of the spectrum are three states (Maine, Maryland, and Washington) that approved same-sex marriage through popular vote and four states (Vermont, Connecticut, Iowa, and Massachusetts) that were early initiators of legalizing same-sex marriage. At the other end of the spectrum are four states (Kentucky, Michigan, Ohio, and Tennessee) that created and maintained bans on same-sex marriage through popular vote. At both ends of the spectrum, all of these states have witnessed similar declines in marriage rates.

Figure 2. Change in Crude Marriage Rates among States with Continual Ban of Same-Sex Marriage

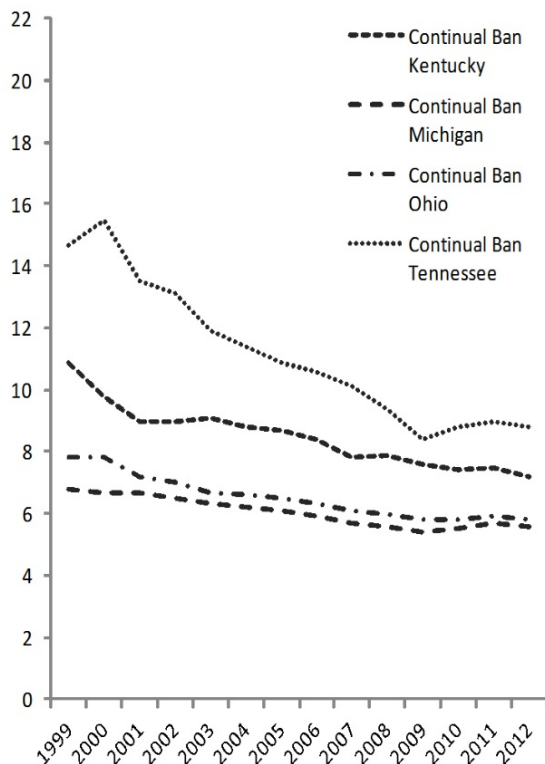
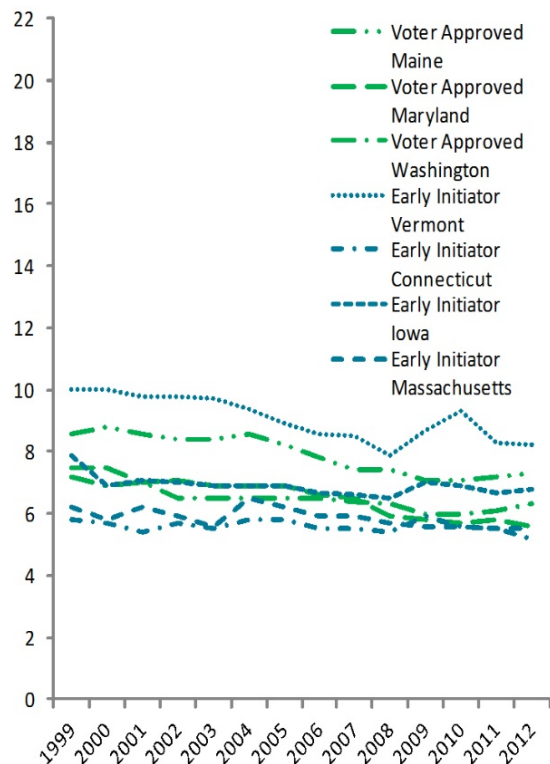


Figure 3. Change in Crude Marriage Rates among States with Legal Same-Sex Marriage



### Suggested Citation:

Manning, W. D., Payne, K. K., Stykes, B., Brown, S. L. (2015). The Role of Same-Sex Marriage in the Declining U.S. Marriage Rate. (FP-15-07). National Center for Family & Marriage Research. Retrieved from: <http://www.bgsu.edu/ncfmr/resources/data/family-profiles/manning-payne-stykes-brown-same-sex-marriage-fp-15-07.html>



This project is supported with assistance from Bowling Green State University. From 2007 to 2013, support was also provided by the U.S. Department of Health and Human Services, Office of the Assistant Secretary for Planning and Evaluation. The opinions and conclusions expressed herein are solely those of the author(s) and should not be construed as representing the opinions or policy of any agency of the state or federal government.

### National Center for Family & Marriage Research

Family Profiles: Original reports summarizing and analyzing nationally representative data with the goal to provide the latest analysis of U.S. families. These profiles examine topics related to the NCFMR's core research themes.

<http://www.bgsu.edu/ncfmr.html>



005 Williams Hall  
Bowling Green State University  
Bowling Green, OH 43403

419.372.3119  
ncfmr@bgsu.edu