

Bowling Green State University
ScholarWorks@BGSU

National Center for Family and Marriage
Research Family Profiles

Sociology

2015

FP-15-01 Twenty-five Years of Change in Cohabitation in the U.S., 1987-2013

Wendy D. Manning

Bowling Green State University, wmannin@bgsu.edu

Bart Stykes

Bowling Green State University, jstykes@bgsu.edu

Follow this and additional works at: https://scholarworks.bgsu.edu/ncfmr_family_profiles



Part of the [Family, Life Course, and Society Commons](#)

Repository Citation

Manning, Wendy D. and Stykes, Bart, "FP-15-01 Twenty-five Years of Change in Cohabitation in the U.S., 1987-2013" (2015). *National Center for Family and Marriage Research Family Profiles*. 66.
https://scholarworks.bgsu.edu/ncfmr_family_profiles/66

This Report is brought to you for free and open access by the Sociology at ScholarWorks@BGSU. It has been accepted for inclusion in National Center for Family and Marriage Research Family Profiles by an authorized administrator of ScholarWorks@BGSU.

Twenty-five Years of Change in Cohabitation in the U.S., 1987 - 2013

Wendy D. Manning & Bart Stykes

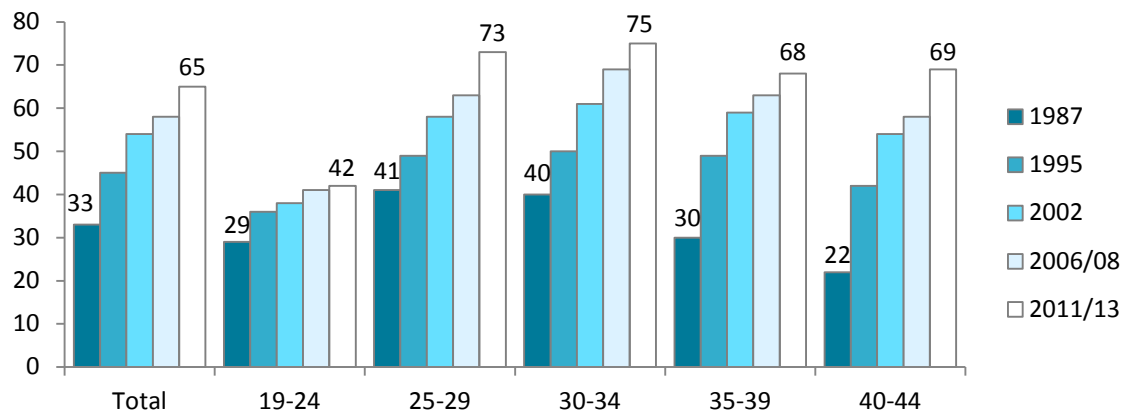
This profile presents findings about shifts in the percentage of women who have ever cohabited and cohabited prior to their first marriage over the last 25 years. Relying on indicators of current cohabitation status is informative (NCFMR FP-10-02), but does not capture women's cumulative experiences with cohabitation. Given the relative short duration of cohabiting unions (about 18 months), it is important to evaluate women's lifetime experience and not just their status at the time of interview. We provide over two decades of trends on cohabitation by drawing on three published articles (Bumpass and Sweet, 1989; Bumpass and Lu, 2000; and Kennedy and Bumpass, 2008) and a previous profile (FP-10-07) as well as our own updated analyses using the recently released 2011-2013 National Survey of Family Growth (NSFG). For more information about the NSFG, see the [2011-2013 Cycle of the National Survey of Family Growth](#) and the [NSFG](#) web page.

Percentage of Women Who Ever Cohabited

- The percentage of women who have ever cohabited has almost doubled over the past 25 years. In 1987, one-third of women had ever cohabited, and in 2011-2013, almost two-thirds (65%) of women 19-44 had ever cohabited.
- All age groups experienced an increase in the share of women who ever cohabited. The age group experiencing the highest levels of cohabitation is women aged 30-34; three-fourths of women between 30 and 34 had ever cohabited as of 2011-2013. Over the 25-year span, the greatest increase (214%) in cohabitation occurred to women aged 40-44, and the smallest increase (45%) occurred to women aged 19-24.

Family Profiles examine topics related to NCFMR's core research themes. Data are presented at both the national and state levels using new data sources. Written for both researchers and broad communities, these profiles summarize the latest statistics on U.S. families.

Figure 1. Twenty-five Years of Change in the Share of Women (19-44) Who Ever Cohabited, by Age at Interview



Sources: 1987 NSFH, Bumpass & Sweet, 1989; 1995 NSFG, Bumpass & Lu, 2000; 2002 NSFG, Kennedy & Bumpass, 2008; 2006/08 NSFG (FP-10-07); 2011/13 NSFG, NCFMR Analyses

This profile draws on estimates published in the following articles:

Bumpass, L., & Sweet, J. (1989). National estimates of cohabitation. *Demography*, 26(4), 615-625.

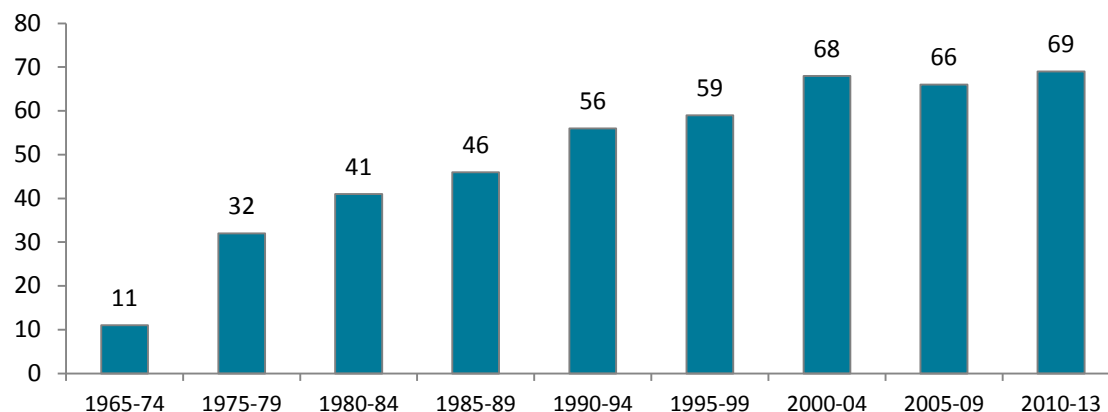
Bumpass, L., & Lu, H. (2000). Trends in cohabitation and implications for children's family contexts in the United States. *Population Studies*, 54, 29-41.

Kennedy, S., & Bumpass, L. (2008). Cohabitation and children's living arrangements: New estimates from the United States. *Demographic Research*, 19, 1663-1692. doi:10.4054/DemRes.2008.19.47

Percentage of Marriages Preceded by Cohabitation

- Cohabitation continues to be the typical pathway to marriage as over two-thirds (69%) of women who first married in the last decade cohabited prior to marriage (Figure 2).
- The share of women who cohabited prior to marriage increased rather steadily from 11% of first marriages occurring in 1965-74 to 68% of first marriages occurring between 2000 and 2004. However, the share of first marriages preceded by cohabitation has remained relatively stable since 2000.

Figure 2. Twenty-five Years of Change in the Share of Women (19-44) Cohabiting Prior to 1st Marriage, by Marriage Cohort

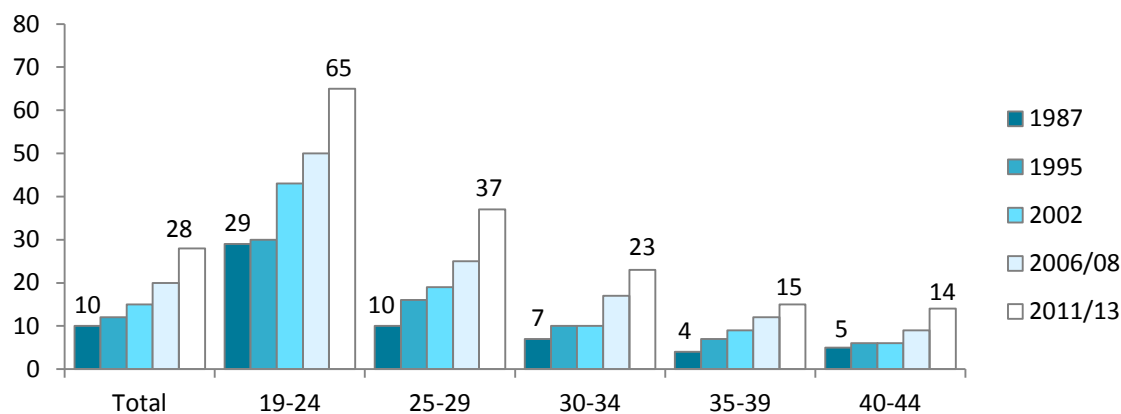


Sources: 1987 NSFH, Bumpass & Sweet, 1989; 1995 NSFG, Bumpass & Lu, 2000; 2002 NSFG, Kennedy & Bumpass, 2008; 2006/08 NSFG (FP-10-07); 2011/13 NSFG, NCFMR Analyses

Percentage of All Current Unions that are Cohabiting Unions

- Over one-fourth (28%) of all current unions among women 19-44 are cohabiting unions, increasing by 180% over the last 25 years (Figure 3).
- An increasing share of unions among all age groups are cohabitations rather than marriages. Younger women consistently report a greater share in a cohabiting rather than marital union. The majority, 65%, of partnered women 19-24 were in a cohabiting rather than marital union.

Figure 3. Twenty-five Years of Change in the Share of Women (19-44) in Unions Who are Currently Cohabiting, by Age at Interview

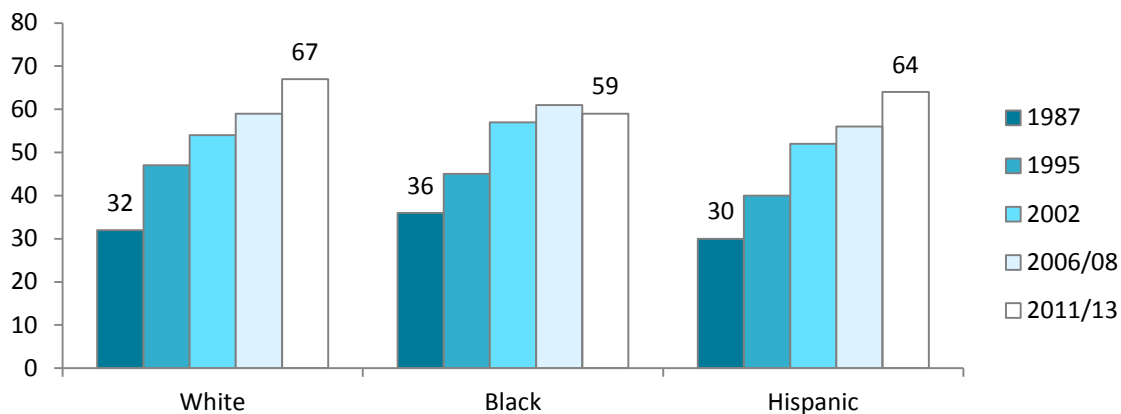


Sources: 1987 NSFH, Bumpass & Sweet, 1989; 1995 NSFG, Bumpass & Lu, 2000; 2002 NSFG, Kennedy & Bumpass, 2008; 2006/08 NSFG (FP-10-07); 2011/13 NSFG, NCFMR Analyses

Change in Cohabitation Experience According to Race/Ethnicity

- The share of White and Hispanic women who have ever cohabited has increased steadily over the past 25 years (100% and 113%, respectively). In contrast, the increase in the share of Black women who ever cohabited has leveled.
- In recent years, White and Hispanic women have surpassed Black women in the share who have ever cohabited.

Figure 4. Twenty-five Years of Change in the Share of Women (19-44) Who Ever Cohabited, by Race/Ethnicity Status

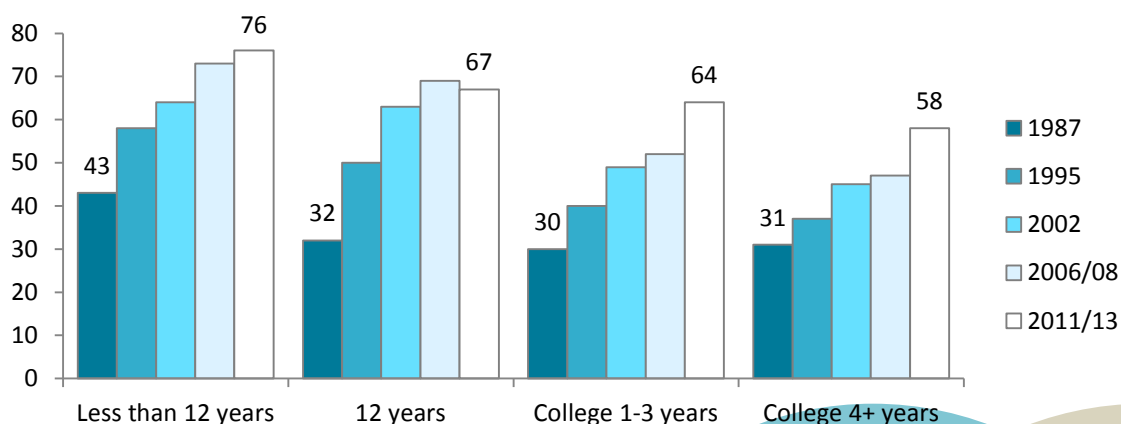


Sources: 1987 NSFH, Bumpass & Sweet, 1989; 1995 NSFG, Bumpass & Lu, 2000; 2002 NSFG, Kennedy & Bumpass, 2008; 2006/08 NSFG (FP-10-07); 2011/13 NSFG, NCFMR Analyses

Change in Cohabitation Experience According to Educational Attainment

- In recent years, the share of women who ever cohabited has leveled off for women without high school degrees and high school graduates (Figure 5). Women with some college education or college degrees experienced the greatest increase in cohabitation.
- Across all time points, women with less than 12 years of education report the greatest share who had ever cohabited. The education gap is growing. In 2011/13, over three-fourths of women with less than 12 years of schooling had ever cohabited compared to 58% of those having at least four years of college experience.

Figure 5. Twenty-five Years of Change in the Share of Women (19-44) Who Ever Cohabited, by Educational Attainment



Sources: 1987 NSFH, Bumpass & Sweet, 1989; 1995 NSFG, Bumpass & Lu, 2000; 2002 NSFG, Kennedy & Bumpass, 2008; 2006/08 NSFG (FP-10-07); 2011/13 NSFG, NCFMR Analyses

Suggested Citation:
Manning, W. D., & Stykes, B. (2015). *Twenty-five Years of Change in Cohabitation in the U.S., 1987-2013*. (FP-15-01). National Center for Family & Marriage Research. Retrieved from <http://www.bgsu.edu/content/dam/BGSU/college-of-arts-and-sciences/NCFMR/documents/FP/FP-15-01-twenty-five-yrs-change-cohab.pdf>



This project is supported with assistance from Bowling Green State University. From 2007 to 2013, support was also provided by the U.S. Department of Health and Human Services, Office of the Assistant Secretary for Planning and Evaluation. The opinions and conclusions expressed herein are solely those of the author(s) and should not be construed as representing the opinions or policy of any agency of the state or federal government.