

Attitude of Tribal People of South Waziristan Agency Toward Their Children Sports Participation

ZIA UD DIN KHAN

Department of Sports Sciences & Physical Education Gomal University Dera Ismail Khan

ALAMGIR KHAN

Department of Sports Sciences & Physical Education Gomal University Kpk Pakistan

Prof DR. SALAHUDDIN KHAN

Department of Sports Sciences & Physical Education Gomal University Kpk Pakistan

Abstract

This research study was an attempt to explore the attitude of tribal people of South Waziristan agency (SWA) toward their children sports participation. Parents were taken from South Waziristan agency (SWA) as population of the study. For the collection of the data a Likert type scale developed by the researcher and distributed among the selected population and also get it back after filling by the respondents. The collected data were tableted and analyzed by the researcher by using percentile as statistical tool. After analysis, the researcher arrived at conclusion that tribal people having positive attitude toward their children sports participation.

Keywords: Tribal, South Waziristan, Agency, Attitude, Children, Parents

I. INTRODUCTION

Being a member of tribal community (South Waziristan), it is personally observed by the researcher that the level of sports is declining or reducing day by day. Why it is? What factors involved in the declination of sports? What is the attitude of the people regarding the participation of sports? To find out the authentic answers of the above mentioned questions the researcher intend to conduct a study under the title "Study to Attitude Of Tribal People Of South Waziristan Agency Toward Their Children Sports Participation" beside to find the answer of the above questions with the help of concerned respondents it is also necessary to provide scholarly supports for making the study valid from all its perspectives

A sport is a broad term which include different kind of physical activities. Physical activities are all those activities in which energy is needed. Sports activities help maintain physical and mental health of a person. It also play a crucial role in the academic success of the students (Khan, 2014).

Success in any field is dependent on the attitude of a person. It is the belief of successful people which make them succeed in any endeavor. Successful people concentrate on their interest and try to maintain energy and positive attitude to get it. Success is not always an easy task but confident and successful people accept and face the challenges in order to get their aims and objectives in any field (Sun, 2001).

Physical activities causes a lot of functional and chemical changes in the body of an organism. These activities bring about changes in the manner of thinking and help adapt oneself according to the changes that occurs in the surroundings. This results in better functioning of mental health which is related to better feeling of pleasure and to face stressful situations as well as to keep him/herself satisfied (Mišigoj and Durakovi, 2003).

More satisfied people are more successful in various areas of life. Satisfaction is related to successful outcomes (Diener *et al.*, 1997; Myers & Diener, 1995). Positive attitudes and emotions help improve one's way of thinking and behaving. As a consequence, confidence increases which results in the success of a person (Lyubomirsky, King & Diener, 2005).

A positive attitude is essential for success of a sportsman, both on and off the playing field, but it is not an easy task. During competition, it is easier to make lame excuses and assign blame but this negative attitude does not guarantee success. Such attitude often becomes the accepted norm for the whole team and hence its effects are disastrous to whole team-mates (Tailor,2014).

The batting style of Shahid Afridi that has been accepted a short cut to success by younger team-mates is an example of negative attitude. Everyone try to kick off the ball across the boundary and they lose wickets. They should follow Javed Miandad, Inzemam-Ul-Haq and other successful batsman's of the day who played with positive attitude and remained successful (Yousef, 2016).

The same is the case with positive attitude which is also contagious like negative attitude. Positive attitude of a captain lead the whole team toward success. **There are several practices that may help develop a positive winning sports attitude in youth athletes (Tailor, 2014).**

Now a days sports is not meant just for entertainment but it has broader applications. If sports could not affect issues such as health, political approach of the community, general behaviors of the citizens and tolerance, attitudes of people of such community toward sports will definitely be negative (Mozafari, 2002). So it is

expected that peoples that take benefit of physical activities have a positive attitude toward sports and So if the majority of society have a positive attitude toward physical activities, these activities will more be accepted in community; but a negative attitude will result in rejection of these activities and their positive effects.

2. Justification of the study

Sports play a crucial role in the process of educating youth. Being neglected by authorities the youth of FATA are involving in unhealthy activities. The only way to prevent them from indulging in drugs addiction and violence, there is a continuous need of promoting their attitude towards sports. But how can the level of sports participation be improved? In order to find out the hurdles and challenges in the way of sports activities and the strategies to improve sports participation, the researcher is intend to conduct a research study under the title “Attitude Of Tribal People Of South Waziristan Agency Toward Their Children Sports Participation ”

3. Objective of the Study

- 3.1 To investigate the participation of tribal people about the benefits of sports as well as physical activity.
- 3.2 To investigate the level of sports participation among the tribal people.
- 3.3 To assess the perception of tribal about their children sports participation.

4. Significance of the Study

Positive attitude and availability of sports activities play a crucial role in promoting and strengthening social values, respect, lovely hood and tolerance among people of an area. As FATA, s culture and social values have been deteriorated by the current unrest and violence so it is necessary to indulge its youth in positive activities. The present study is aimed to determine the attitude of tribal toward sports and point out the hurdles and difficulties in the way of availabilities of sports facilities. So this research study will help to know about the attitude of tribal people toward sports. Beside this research study will also help to improve the level of sporting events by clarifying their concepts about the benefits of sports.

5. Research Questions

- 5.1: Does tribal people participate in sports activates.
- 5.2: Does tribal people motivate their children toward sports participation.
- 5.3: Does tribal people know about the benefits of sports activates.

6. Methodology of the Study

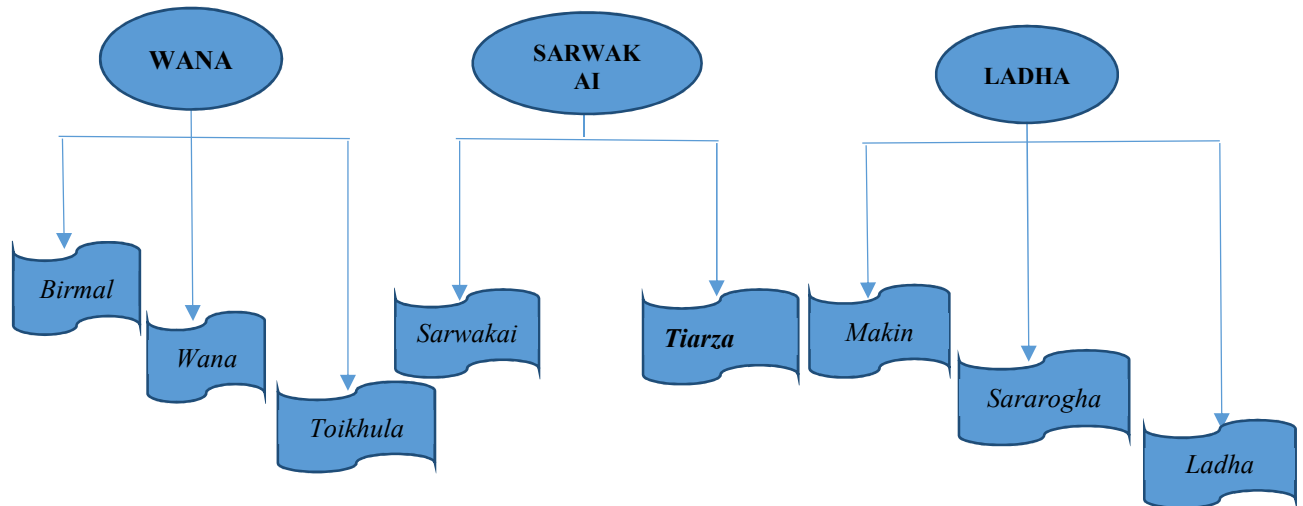
To reach at certain findings and conclusion the researcher adopted the following procedure

6.1 Population of Study

The population of this particular study was comprised of all the parents of tribal people of South Waziristan agency (SWA)

6.2 Sample and Sampling Size

The South Waziristan Agency consisted of three sub-division namely Wana, Sararogha and Ladha in which different ratio of the people are residing. The Ladha Sub Division, due to the present unrest in the area, is not accessible therefore the researcher confined his study to the two sub-divisions i.e. Wana and Sarwakai Sub Division. In this study the researcher used two stage sampling procedure. In the first stage the researcher make five cluster namely Birmal, Wana, Toikhula, Sarwakai, Tiarza. In the second stage the researcher select a respective size of sample from each selected cluster to obtain authentic result. The sample for the study was conveniently be selected.



6.3 Tool for Data Collection

The research used a Likert form of questionnaire for data collection

6.4 Mode of Data Collection

The researcher personally contacted to his selected respondents and distribute the whole questionnaire among the respondents and collected back after getting it filled by the respondents.

6.5 Analysis of Data

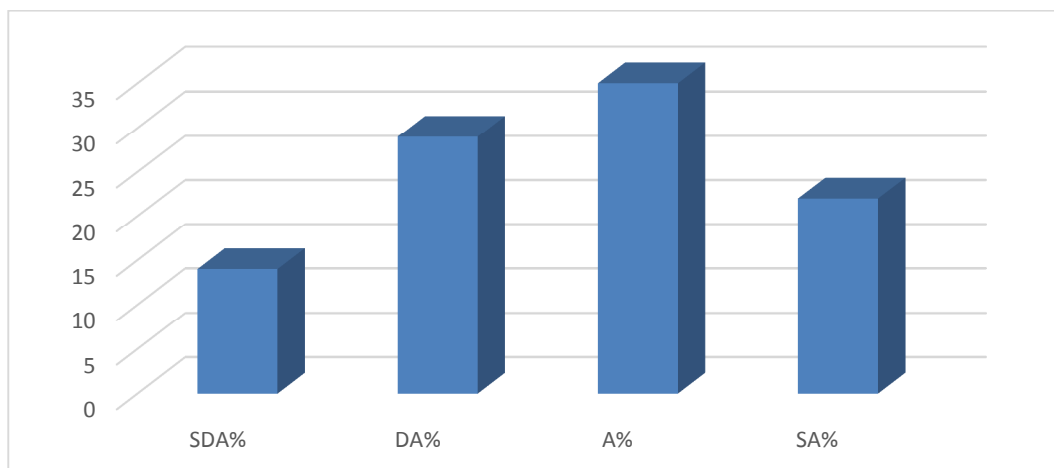
The collected data were tabulated and analyzed by using percentile as a statistical tool.

7. Statistical Analysis of Data

1. Sports activities make one social

Item No. 1

Total Parents	SDA	SDA%	DA	DA%	A	A%	SA	SA%
100	14	14	29	29	35	35	22	22

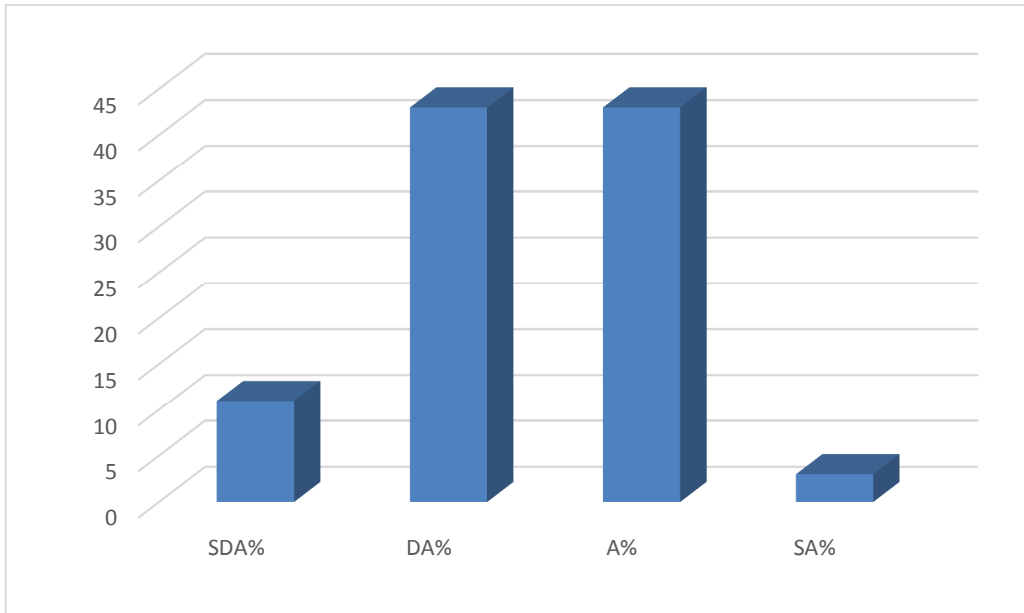


The above table shows that 14 % of the respondents strongly Disagree, 29% Disagree, 35% agree and 22% strongly agree with the statement that Sports activities make one social. The percentage of Strongly Disagree is less than percentage of Strongly Agree (14% < 22%) which indicate that majority of the respondent's shows agreement with the statement that Sports activities make one social.

2. Participation in sports activities is the natural need of every one.

Item No. 2

Total Parents	SDA	SDA%	DA	DA%	A	A%	SA	SA%
100	11	11	43	43	43	43	3	3

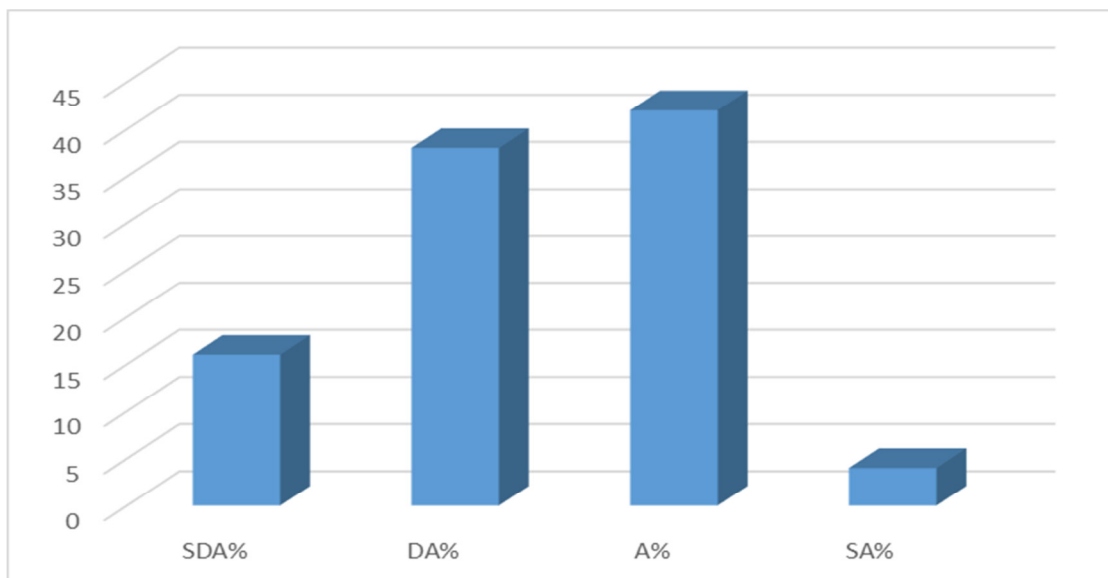


The above table shows that 11 % of are the respondents strongly Disagree, 43% Disagree, 43% agree and 3% strongly agree with the statement that participation in sports activities is the natural need of every one. The percentage of Strongly Disagree is more than percentage of Strongly Agree (3% > 11%) which indicate that majority of the respondent’s does not agreement with the statement that Participation in sports activities is the natural need of every one.

3. Taking part in any sports activity is necessary for every one

Item No. 3

Total Parents	SDA	SDA%	DA	DA%	A	A%	SA	SA%
100	16	16	38	38	42	42	4	4



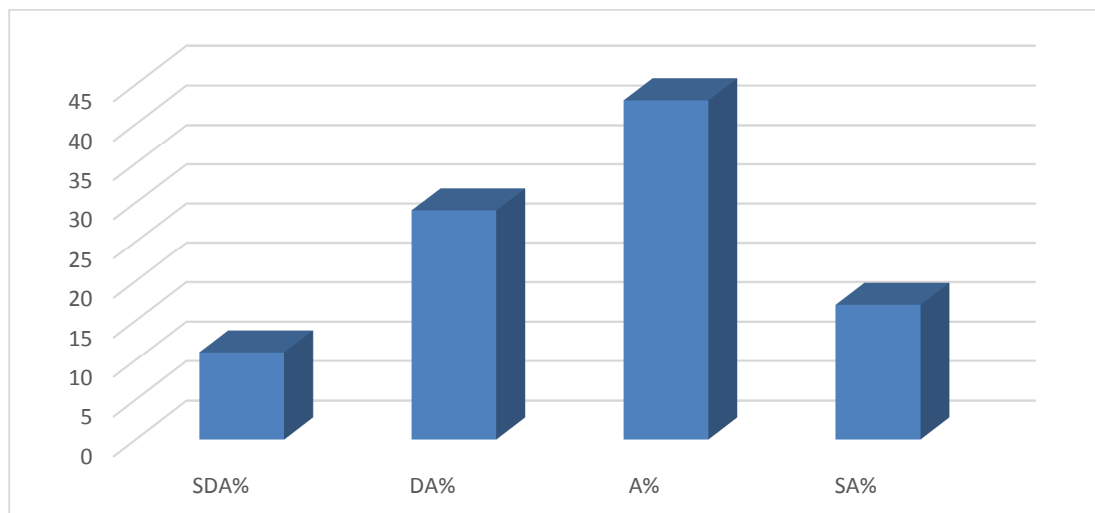
The above table shows that 16 % of the respondents strongly Disagree, 38% Disagree, 42% agree and 4% strongly agree with the statement that Taking part in any sports activity is necessary for everyone. The percentage of Strongly Disagree is more than percentage of Strongly Agree (4% > 16%) which indicate that

majority of the respondent's does not agreement with the statement that Taking part in any sports activity is necessary for everyone.

4. Every one need to allow kids to play sports

Item No. 4

Total Parents	SDA	SDA%	DA	DA%	A	A%	SA	SA%
100	11	11	29	29	43	43	17	17

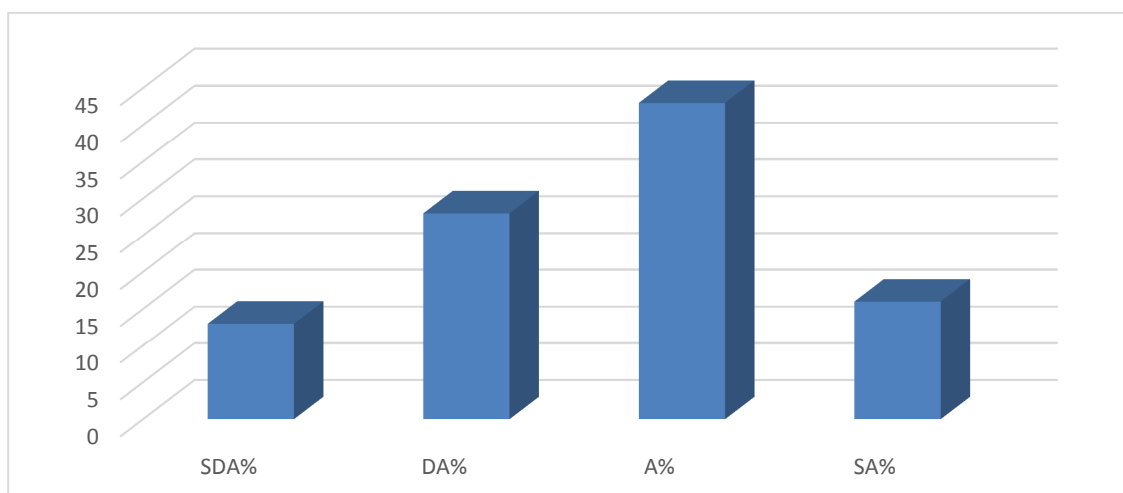


The above table shows that 11 % of the respondents strongly Disagree, 29% Disagree, 43% agree and 17% strongly agree with the statement that everyone need to allow kids to play sports. The percentage of Strongly Disagree is less than percentage of Strongly Agree (11% < 17 %) which indicate that majority of the respondent's shows agreement with the statement that everyone need to allow kids to play sports.

5. Every one need to motivate kids to play sports

Item No. 5

Total Parents	SDA	SDA%	DA	DA%	A	A%	SA	SA%
100	13	13	28	28	43	43	16	16

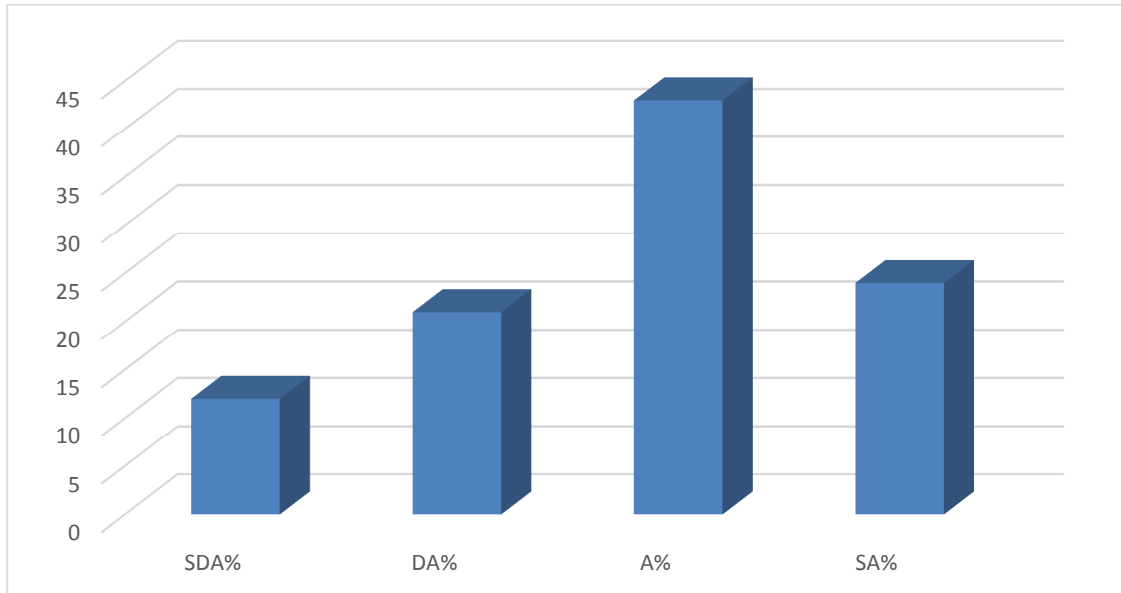


The above table shows that 13 % of the respondents strongly Disagree, 28% Disagree, 43% agree and 16% strongly agree with the statement that everyone need to motivate kids to play sports. The percentage of Strongly Disagree is less than percentage of Strongly Agree (13% < 16 %) which indicate that majority of the respondent's shows agreement with the statement that everyone need to motivate kids to play sports.

6. Parents may encourage children to play sports

Item No. 6

Total Parents	SDA	SDA%	DA	DA%	A	A%	SA	SA%
100	12	12	21	21	43	43	24	24

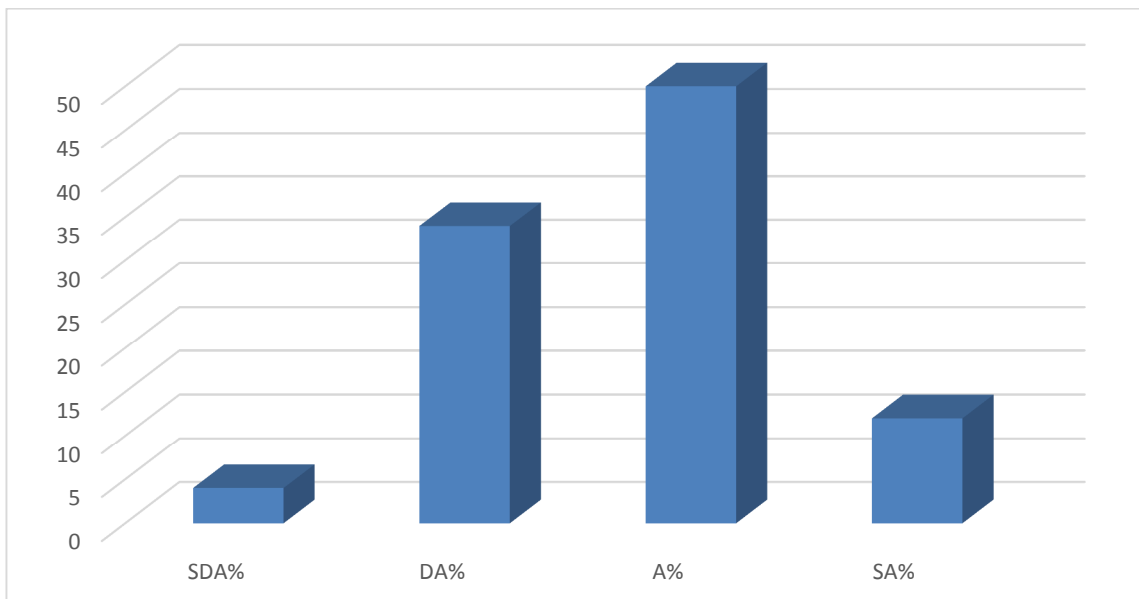


The above table shows that 12 % of the respondents strongly Disagree, 21% Disagree, 43% agree and 24% strongly agree with the statement that Parents may encourage children to play sports. The percentage of Strongly Disagree is less than percentage of Strongly Agree (12% < 24 %) which indicate that majority of the respondent's shows agreement with the statement that Parents may encourage children to play sports.

7. Parents provide time to kids to play sports

Item No. 7

Total Parents	SDA	SDA%	DA	DA%	A	A%	SA	SA%
100	4	4	34	34	50	50	12	12

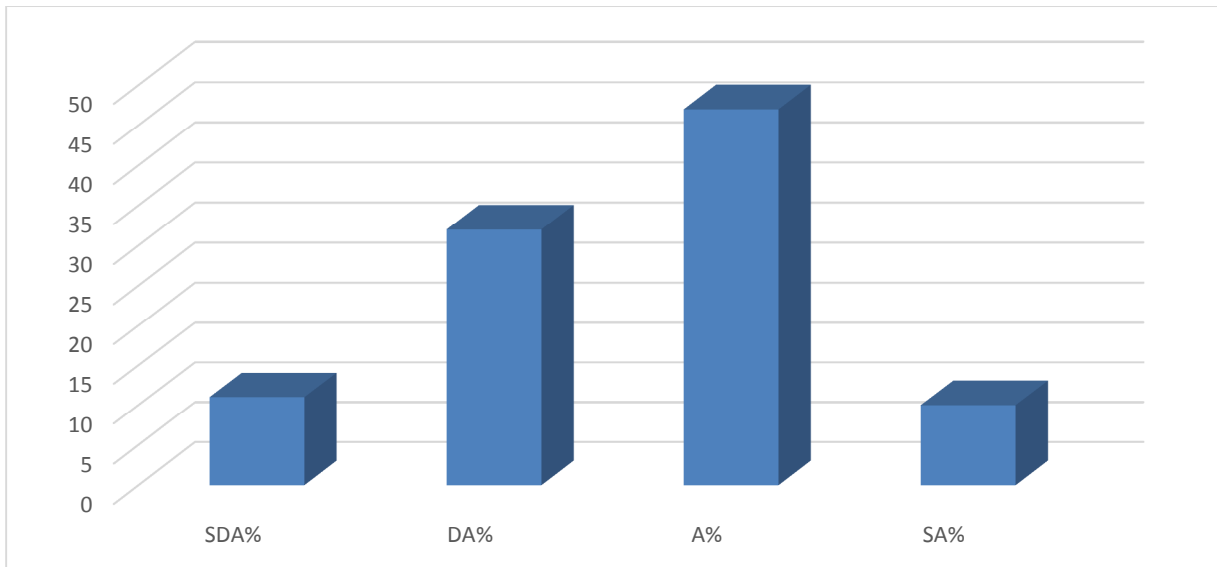


The above table shows that 4 % of the respondents strongly Disagree, 34% Disagree, 50% agree and 12% strongly agree with the statement that Parents provide time to kids to play sports. The percentage of Strongly Disagree is less than percentage of Strongly Agree (4 % < 12 %) which indicate that majority of the respondent's

shows agreement with the statement that Parents provide time to kids to play sports.
 8. Parent may provide sports equipment to kids to play sports

Item No. 8

Total Parents	SDA	SDA%	DA	DA%	A	A%	SA	SA%
100	11	11	32	32	47	47	10	10

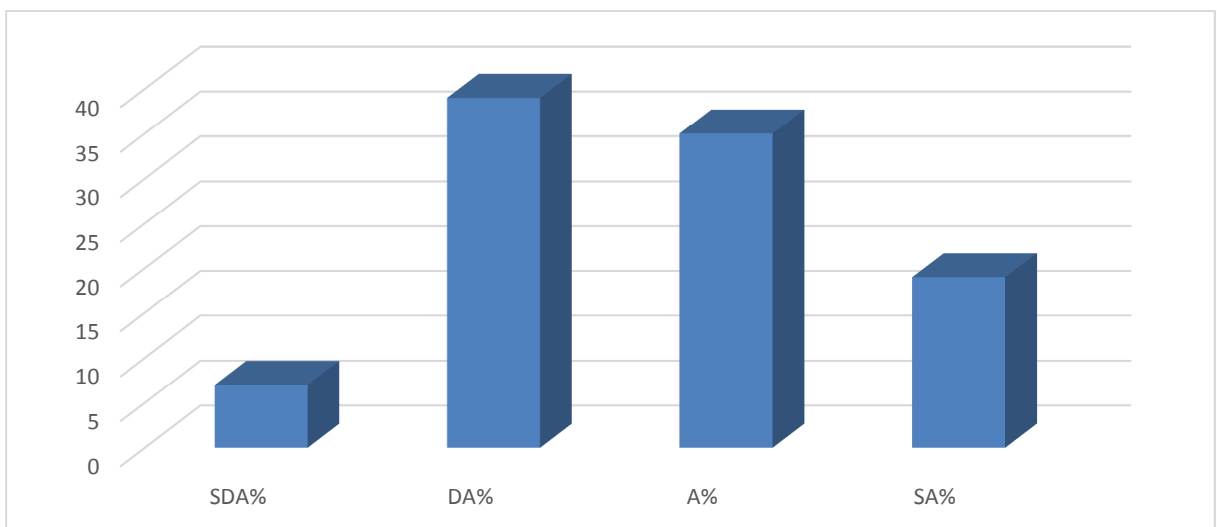


The above table shows that 11 % of the respondents strongly Disagree, 32% Disagree, 47% agree and 10% strongly agree with the statement that Parent may provide sports equipment to kids to play sports. The percentage of Strongly Disagree is more than percentage of Strongly Agree (11 % > 10 %) which indicate that majority of the respondent's does not agreement with the statement that Parent may provide sports equipment to kids to play sports.

9. Parent may provide financial supports to kids for sports activities

Item No. 9

Total Parents	SDA	SDA%	DA	DA%	A	A%	SA	SA%
100	7	7	39	39	35	35	19	19



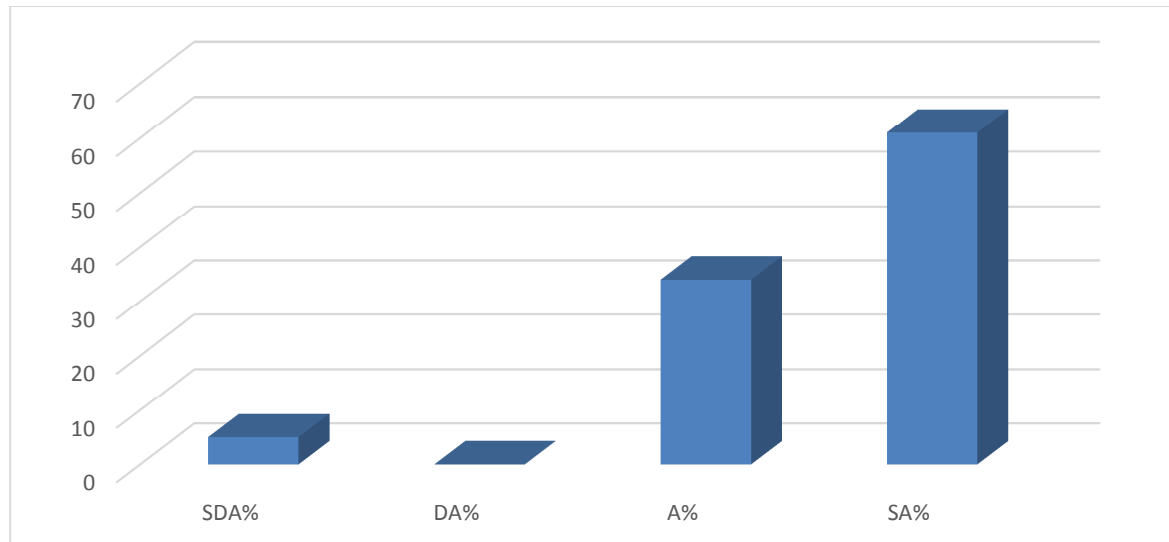
The above table shows that 7 % of the respondents strongly Disagree, 39% Disagree, 35% agree and 19% strongly agree with the statement that Parent may provide financial supports to kids for sports activities. The percentage of Strongly Disagree is less than percentage of Strongly Agree (7 % < 19 %) which indicate that majority of the respondent's shows agreement with the statement that Parent may provide financial supports to

kids for sports activities.

10. Kids feel enjoyment while participating in sports activities

Item No. 10

Total Parents	SDA	SDA%	DA	DA%	A	A%	SA	SA%
100	5	5	0	0	34	34	61	61

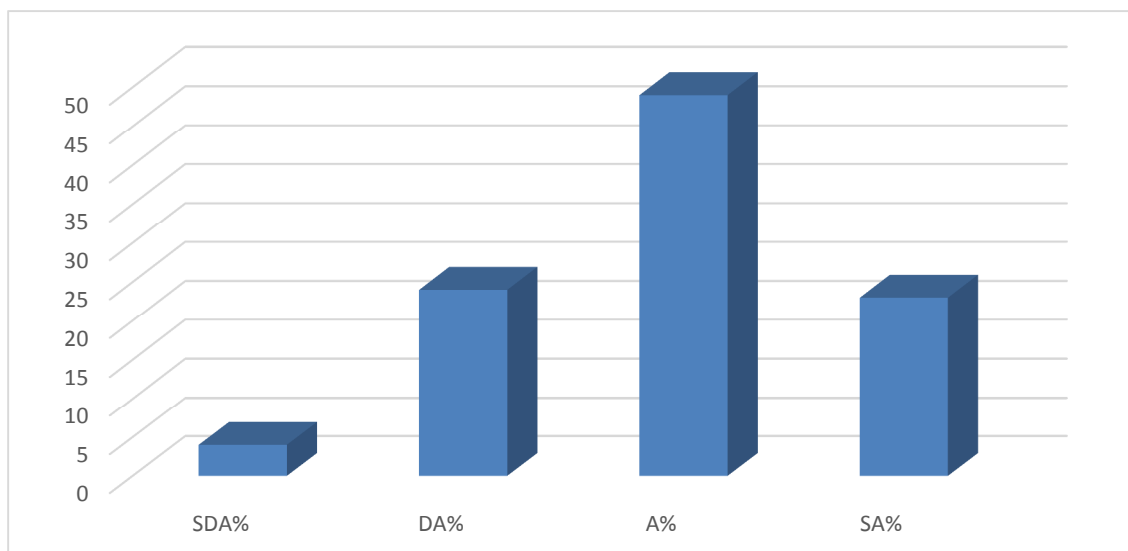


The above table shows that 5 % of the respondents strongly Disagree, 0% Disagree, 34% agree and 61% strongly agree with the statement that Kids feel enjoyment while participating in sports activities. The percentage of Strongly Disagree is less than percentage of Strongly Agree (5 % < 61 %) which indicate that majority of the respondent’s shows agreement with the statement that Kids feel enjoyment while participating in sports activities.

11. Kids remain healthy to play sports

Item No. 11

Total Parents	SDA	SDA%	DA	DA%	A	A%	SA	SA%
100	4	4	24	24	49	49	23	23

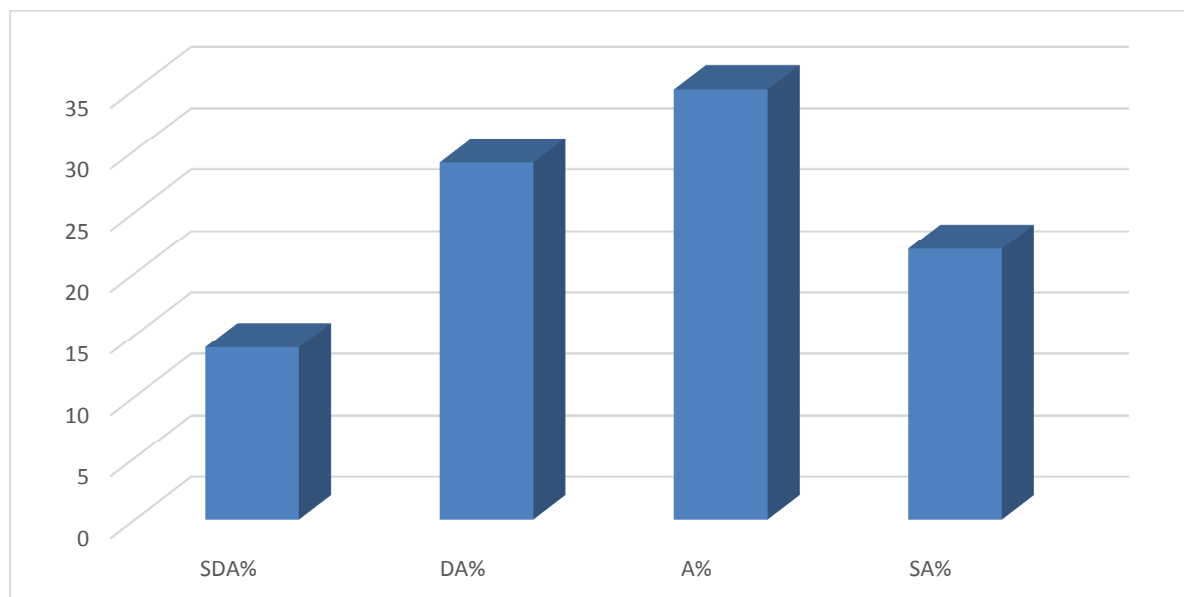


The above table shows that 4 % of the respondents strongly Disagree, 24% Disagree, 49% agree and 23% strongly agree with the statement that Kids remain healthy to play sports. The percentage of Strongly Disagree is less than percentage of Strongly Agree (4 % < 23 %) which indicate that majority of the respondent’s shows agreement with the statement that Kids remain healthy to play sports

12. Kids have positive behavior because of sports participation

Item No. 12

Total Parents	SDA	SDA%	DA	DA%	A	A%	SA	SA%
100	14	14	29	29	35	35	22	22



The above table shows that 14 % of the respondents strongly Disagree, 29% Disagree, 35% agree and 22% strongly agree with the statement that Kids have positive behavior because of sports participation. The percentage of Strongly Disagree is less than percentage of Strongly Agree (14 % < 22 %) which indicate that majority of the respondent’s shows agreement with the statement that Kids have positive behavior because of sports participation.

8. Findings

The main findings of the study were

1. 11 % of are the respondents strongly Disagree, 43% Disagree, 43% agree and 3% strongly agree with the statement that participation in sports activities is the natural need of every one. The percentage of Strongly Disagree is more than percentage of Strongly Agree (3% > 11%) which indicate that majority of the respondent’s does not agreement with the statement that Participation in sports activities is the natural need of every one
2. 13 % of the respondents strongly Disagree, 28% Disagree, 43% agree and 16% strongly agree with the statement that everyone need to motivate kids to play sports. The percentage of Strongly Disagree is less than percentage of Strongly Agree (13% < 16 %) which indicate that majority of the respondent’s shows agreement with the statement that everyone need to motivate kids to play sports.
3. 12 % of the respondents strongly Disagree, 21% Disagree, 43% agree and 24% strongly agree with the statement that Parents may encourage children to play sports. The percentage of Strongly Disagree is less than percentage of Strongly Agree (12% < 24 %) which indicate that majority of the respondent’s shows agreement with the statement that Parents may encourage children to play sports.
4. 4 % of the respondents strongly Disagree, 24% Disagree, 49% agree and 23% strongly agree with the statement that Kids remain healthy to play sports. The percentage of Strongly Disagree is less than percentage of Strongly Agree (4 % < 23 %) which indicate that majority of the respondent’s shows agreement with the statement that Kids remain healthy to play sports
5. 14 % of the respondents strongly Disagree, 29% Disagree, 35% agree and 22% strongly agree with the statement that Kids have positive behavior because of sports participation. The percentage of Strongly Disagree is less than percentage of Strongly Agree (14 % < 22 %) which indicate that majority of the respondent’s shows agreement with the statement that Kids have positive behavior because of sports participation

9. Conclusion of the study

On the basis of findings the researcher arrived at conclusion that tribal people are aware about the benefits of sports. They allow their children towards sporting events. The researcher also concluded that tribal people motivate their children towards sports activities.

10. REFERENCES

1. Diener, E., Suh, E. & Oishi, S. (1997). Recent findings on subjective well-being. *Indian Journal of Clinical Psychology*, 12(4), 124-128.
2. Myers, D.G. & Diener, E. (1995). Who is happy? *Psychological Science*, 6(1), 10 -19.
3. Mišigoj-Duraković, M., et al. (2003). Telesnavadba in zdravje: znanstveni dokazi, stališ Č a in priporočila. [Physical training and health: scientific evidences, standpoints and recommendations. In Slovenian.] Ljubljana: Zvezad ruštevšportnihpedagogovSlovenije, Fakultetazašportuniverze v Ljubljani, Zavod zašportSlovenije; Zagreb: KineziološkafakultetaUniverze v Zagrebu.
4. Mozafari, S.A.A. (2002). A study of attitudes of people toward sport and physical activities in Iran. Unpublished research project, Tarbiat Moallem University.
5. Muhammad Yousef, (2016). Geo News Program, Naya Pakistan with Talat Hussain, March 05, 2016.
6. Taylor, J. "Slump busting: Overcoming Performance Slumps in Competitive Sports", Dr. Jim Taylor. Accessed June 30, 2014.
7. Sun-Tzu., *the Art of War*. Translated by Ralph D. Sawyer. Metro books. New York. 2001.