

Non-uniform, patchy stomatal closure of a plant is a strong determinant of plant growth under stressful situation

H. P. Deka Boruah^{1*}, B. K. Rabha², N. Pathak¹ and J. Gogoi¹

¹Biotechnology Division, Regional Research Laboratory, CSIR, Jorhat 785 006, India

²Crop Physiology Department, Assam Agricultural University, Jorhat 785 013, India

The stomatal response of cassia (*Cassia streata* L.) and dhaincha (*Sesbania rostrata* L.) to a coalmine overburden (OB) substrate was studied with a view to rehabilitate such areas. Plants raised in unmined soil were used as controls. The mine OB induced significant increase in stomatal index (SI) with diminished stomatal size and a stomatal closure in the test plants. The leaf water status measured as water content was significantly enhanced, while the relative growth rate was markedly reduced. This is indicative of slow but sustainable growth of the species in mine OB adverse conditions.

Keywords: *Cassia streata*, coalmine overburden, leaf water content, *Sesbania rostrata*, stomata.

NEARLY hundred years ago Francis Darwin showed that stomata on leaves respond to environmental stimuli. Now much information on the mechanisms of stomatal opening and closing and on stomatal response to varying environmental conditions has been generated¹. Yet there are still unanswered questions surrounding stomatal behaviour in response to the environment. The basic function of stomata is to regulate CO₂, O₂ and water vapour exchange between the plant and the environment². Stomata are sufficiently sensitive to respond to changes in the environment, and either open or close in an effort to acclimatize²⁻⁵. Changes in the degree of stomatal opening reflect the cumulative effect of many physiological responses by a leaf to its environment^{6,7}. Measurements of the degree of stomatal opening on a leaf surface provide a convenient visual indication of stomatal responses to environmental conditions^{8,9}. The dimensions of stomatal pores have a great effect on the rate of gas exchange for the entire leaf, determined by the response of all stomatal pores on a leaf to ambient environmental conditions². The ecological implications of stomatal response are the focus of current research. Information on stomatal response in many species to typical opencast mining areas is not easily accessible. The present investigation was carried out to investigate the stomatal behaviour of cassia (*Cassia streata*) and dhaincha (*Sesbania rostrata*) species grown on a coalmine overburden (OB) substrate. *C. streata* and

S. rostrata were selected on the basis of their performance under high sulphur containing coalmine OB as observed in a prescreening test. Therefore, understanding of this behaviour should help attempts to rehabilitate colliery-devastated areas in Assam, India.

Mine tailings/OB samples, together with unmined soil taken from areas growing natural vegetation, were collected from the Tirap colliery area in Assam. The mine tailings and unmined soil were manually broken to a fine tilth and used as separate substrates in earthen pots (bottom diameter 10 cm, height 18.5 cm) for plant-growth experiments. The characteristics of the substrates are given in Table 1. Nitrogen and total organic carbon of the substrates were estimated according to Kjeldhal digestion and potassium dichromate oxidation^{10,11}, and phosphorus spectrophotometrically¹². The particle size distribution of the substrates was determined using a laser diffraction particle size analyser (model CILAS 1180) using sodium carbonate and hexametaphosphate as the dispersing agents.

Seeds of two drought-tolerant plant species, *C. streata* and *S. rostrata*, were sown in a nursery bed (40 cm × 60 cm) under polyhouse conditions. The seedlings were allowed to grow in the nursery bed for a period of 21 days. Uniform-sized seedlings from the bed were transferred to experimental pots prepared with mine OB and unmined soil. The seedlings were raised under standard polyhouse conditions for a period of 90 days. Intermittent irrigation was used to simulate a moderate moisture stress situation.

The relative water content (RWC) was determined taking the fully expanded topmost leaf of the main shoot at 30, 60 and 90 days of plant growth¹³. The fresh weight of the sample leaves was recorded and the leaves were immersed in distilled water in a petri dish. After 2 h, the leaves were removed, the surface water was blotted-off and the turgid weight recorded. Samples were then dried in an oven at 80°C to constant weight. RWC was calculated using the formula:

$$\text{RWC (\%)} = \frac{\text{Fresh weight} - \text{dry weight}}{\text{Turgid weight} - \text{dry weight}} \times 100.$$

To compute the relative growth rate (RGR), the plant dry weight (shoots) was obtained at weekly intervals¹⁴. Samples were dried at 70°C to constant weight. RGR was calculated using the equation:

$$\text{RGR} = \log W_2 - \log W_1 / (t_2 - t_1),$$

where W_1 and W_2 are the plant dry weight (g g⁻¹ week⁻¹) at times t_1 and t_2 respectively.

Light intensity during the experiments was recorded using a Guarda FF-101 lux meter (Figure 1).

The topmost fully expanded leaf from the main shoot was considered for stomatal studies. Peelings of leaf epi-

*For correspondence. (e-mail: hpdeboruah@yahoo.com)

Table 1. Characteristics of coalmine overburden (OB) and unmined soil substrates

Substrate	pH	Component (%)							Microbial biomass (mg kg ⁻¹)
		C	N	P	K	Silt	Sand	Clay	
Unmined soil	6.5	9.29 ± 2.3	1.47 ± 0.21	0.56 ± 0.23	0.21 ± 0.02	31.27 ± 3.1	32.25 ± 6.0	28.63 ± 2.1	305 ± 4.5
Mine OB	2.5	1.32 ± 1.1	0.002 ± 0.001	0.025 ± 0.001	0.005 ± 0.001	39.99 ± 2.8	39.94 ± 2.6	21.93 ± 3.5	64.33 ± 2.2

Data are mean ± SD (n = 5).

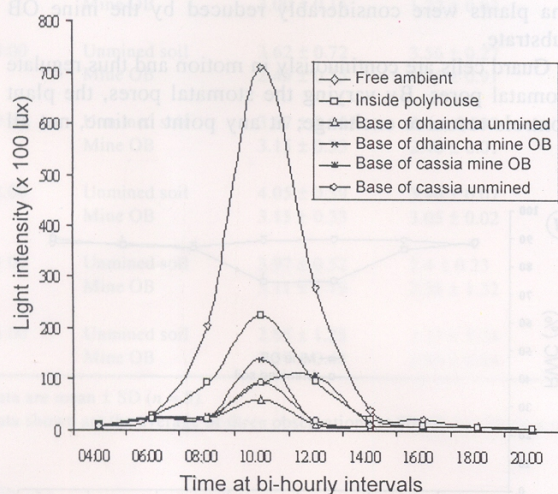


Figure 1. Light intensity: free ambient, inside the polyhouse and at the base of dhaincha (*Sesbania rostrata*) and cassia (*Cassia streata*) plants grown in coalmine overburden (OB) and in unmined soil.

dermal layers were taken at 2 h intervals between 04:00 and 16:00 h. The number of stomata and epidermal cells was counted in microscopic fields using a Leitz microscope at 40× magnification. Measurements of stomatal components such as guard cells, stomatal pores and stomata were carried out using ocular and stage micrometers. Photographs were taken using a Leitz Orthomate E digital camera attached to the microscope (Figure 2). The stomatal index (SI) was calculated by dividing the number of stomata in a microscopic field by the combined number of epidermal cells and stomata in the same field, expressed as a percentage¹⁵.

Data generated in the experiments were analysed using the Analysis Tool Pack in Microsoft® Excel 97 SR-1. Analysis of variance (ANOVA) was carried out to test the null hypothesis¹⁶ that the sample means were significantly different from each other at a significance level of $P > 0.01$. The standard errors of simple means were computed at a 95% level of confidence.

Plants grown on mine OB substrate showed higher stomatal frequency, as indicated by greater SI values (Table 2). The increase in SI under mine OB was greater in cassia (17.04%) than in dhaincha (6.78%) plants. However, dhaincha recorded greater SI values than cassia

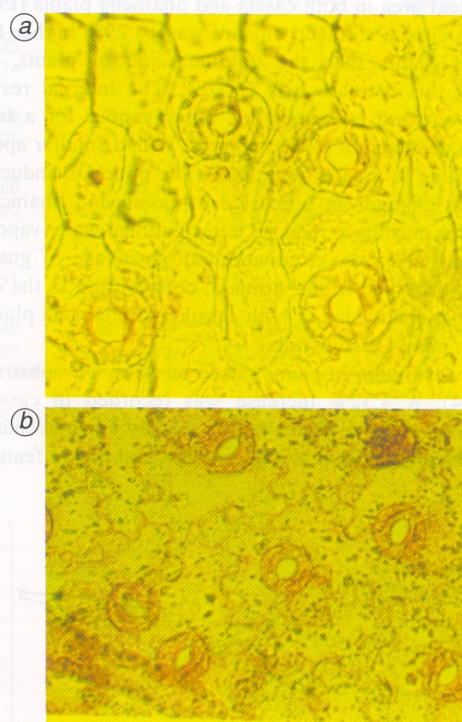


Figure 2. Typical photographs of stomata of *C. streata* (a) and *S. rostrata* (b). The photographs were taken using the Leitz Orthomate E digital camera at 40× exposure, connected to a microscope.

for mine OB and unmined substrates. Stomata are the gateway of plants to obtain resources for the vital processes of photosynthesis and respiration, as the epidermis is almost impervious to gases and water vapour. Stomatal behaviour is directly related to plant–water relations and is also closely associated with plant growth¹⁷. Stomatal frequency and size of the stomatal pores are significance in this regard¹⁸. However, stomatal frequency as well as the geometry of substomatal cavities and the length of the stomatal pore, can be regarded as more or less fixed and invariant for the leaves of a given plant species¹⁹. In the present study, the mine OB caused a variation in SI, with a greater response in cassia than in dhaincha plants. The potential for water loss increased in proportion to increase in the number of stomata on a leaf.

The mine OB also influenced the dimensions of stomatal components such as guard cells, pores and stomata in both cassia and dhaincha (Table 3). The greatest effect of the mine OB was on pore size, with a 22.46% reduction for cassia and a 19.68% reduction for dhaincha. The guard cell diameter was 18.84 and 19.68% lower and stomatal diameter was 17.77 and 9.45% lower in cassia and dhaincha respectively, compared to plants grown in the unmined soil. The mine OB induced closure of stomata per unit leaf area in both cassia and dhaincha plants (Figure 3). In cassia, stomatal closure was 14.29% higher for mine OB plants than the unmined control plants. In dhaincha, this increase was 11.80%. The internal resistance to outward movement of water vapour for a leaf primarily depends on stomatal pores, with a smaller aperture resulting in greater resistance. The mine OB induced significant changes in pore size in cassia and dhaincha plants. This must have reduced transpirational water vapour loss from the leaves. A concomitant shrinkage of guard cells was observed in the stomata, contributing to the diminished stomatal size in both cassia and dhaincha plants grown on mine OB substrate.

RWC was higher in plants raised on mine OB substrate (Figure 4). A 4.52% increase was recorded in cassia, while the increase in dhaincha was 0.65%. The percentage of closed stomata per unit leaf area is a significant feature

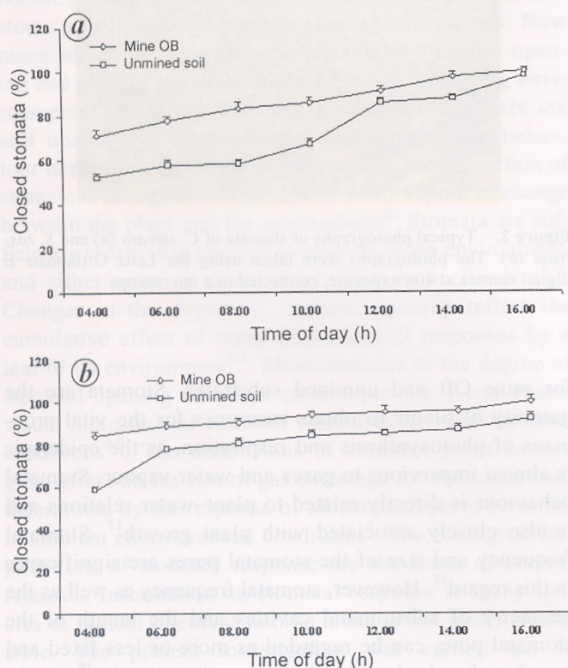


Figure 3. Percentage of closed stomata in leaves of plants grown in coalmine OB and in unmined soil. a, *C. streata*; b, *S. rostrata*. Data are mean of three observations at 30, 60 and 90 days of plant growth. Error bars represent standard deviation of observed values.

of plant adaptation. Higher percentage of stomatal closure was observed for cassia and dhaincha plants raised on mine OB compared to unmined soil. Plant RGR was considerably lower when grown on mine OB substrate, as assessed on a per-week basis (Figure 5). A 65.51% reduction was recorded for cassia. For dhaincha, the reduction was 62.21%. When the water status of these leaves was assessed, higher RWC was recorded. Despite better water status, the biomass production rates of cassia and dhaincha plants were considerably reduced by the mine OB substrate.

Guard cells are continuously in motion and thus regulate stomatal pores. By varying the stomatal pores, the plant controls resource exchange; at any point in time, not all

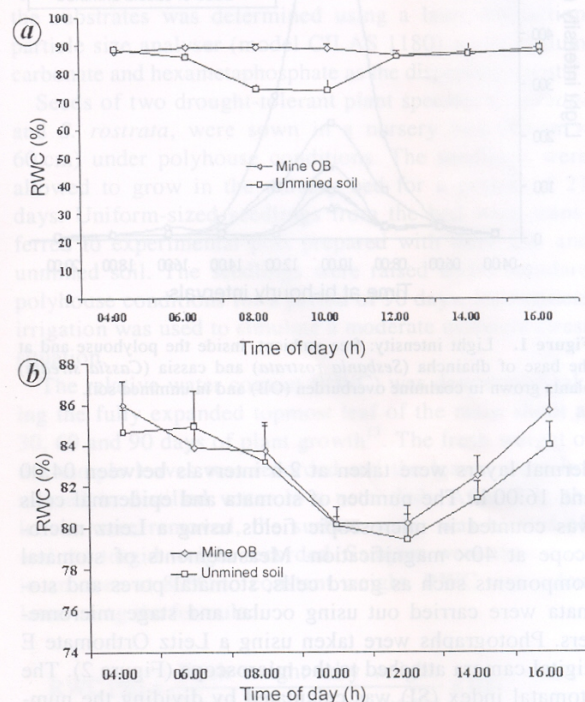


Figure 4. Relative water content (RWC) of plants grown in coalmine OB and unmined soil. a, *C. streata*; b, *S. rostrata*. Data are mean of three observations at 30, 60 and 90 days of plant growth. Error bars represent standard deviation of observed values.

Table 2. Stomatal index of *Cassia streata* and *Sesbania rostrata* grown in coalmine OB substrate and unmined soil respectively

Plant species	Substrate	Stomatal index (%)
<i>C. streata</i>	Unmined soil	9.33 ± 2.5
	Mine OB	10.92 ± 3.1
<i>S. rostrata</i>	Unmined soil	14.90 ± 2.8
	Mine OB	15.91 ± 4.1

Data are mean ± SD (n = 5).

Table 3. Dimensions of stomatal components of *C. streata* and *S. rostrata* leaves grown in coalmine OB and unmined soil substrates

Time (h)	Substrate	<i>C. streata</i>			<i>S. rostrata</i>		
		Guard cell diameter (μm)	Pore diameter (μm)	Stomatal diameter (μm)	Guard cell diameter (μm)	Pore diameter (μm)	Stomatal diameter (μm)
04:00	Unmined soil	2.45 \pm 0.27	2.22 \pm 2.36	6.55 \pm 1.58	3.30 \pm 0.12	3.37 \pm 0.002	7.10 \pm 0.68
	Mine OB	2.45 \pm 0.03	1.37 \pm 2.04	4.80 \pm 8.10	2.19 \pm 0.12	2.46 \pm 0.01	6.10 \pm 4.73
06:00	Unmined soil	3.81 \pm 0.11	2.20 \pm 1.58	5.85 \pm 4.83	3.42 \pm 0.56	3.82 \pm 0.01	7.60 \pm 1.26
	Mine OB	3.00 \pm 0.16	1.22 \pm 0.03	5.20 \pm 1.173	2.02 \pm 0.16	2.62 \pm 0.06	6.65 \pm 0.70
08:00	Unmined soil	3.62 \pm 0.72	3.56 \pm 0.27	7.75 \pm 2.25	2.72 \pm 0.37	2.22 \pm 3.44	7.42 \pm 0.5
	Mine OB	2.45 \pm 0.55	2.75 \pm 0.91	5.00 \pm 2.74	2.37 \pm 0.32	2.45 \pm 0.00	6.20 \pm 2.0
10:00	Unmined soil	3.67 \pm 0.155	3.4 \pm 0.033	5.95 \pm 11.6	3.05 \pm 0.13	2.45 \pm 0.01	6.52 \pm 1.80
	Mine OB	3.15 \pm 0.33	2.46 \pm 0.01	4.57 \pm 0.08	2.77 \pm 0.28	2.40 \pm 0.33	6.27 \pm 0.2
12:00	Unmined soil	4.05 \pm 0.59	3.46 \pm 0.07	4.10 \pm 0.60	1.95 \pm 0.15	2.55 \pm 0.03	4.7 \pm 0.92
	Mine OB	3.15 \pm 0.33	3.05 \pm 0.02	3.70 \pm 0.92	1.95 \pm 0.15	2.40 \pm 0.02	4.75 \pm 0.8
14:00	Unmined soil	3.97 \pm 0.52	2.4 \pm 0.23	5.10 \pm 1.57	2.40 \pm 0.44	3.60 \pm 0.00	6.52 \pm 0.9
	Mine OB	3.11 \pm 1.79	2.36 \pm 1.32	5.25 \pm 0.51	2.00 \pm 0.06	2.60 \pm 0.01	6.8 \pm 2.5
16:00	Unmined soil	2.95 \pm 1.25	2.17 \pm 8.74	6.40 \pm 6.40	2.42 \pm 0.20	2.39 \pm 0.01	5.77 \pm 0.56
	Mine OB	2.59 \pm 0.41	1.84 \pm 0.04	5.77 \pm 5.77	2.19 \pm 0.12	1.46 \pm 0.01	4.55 \pm 2.78

Data are mean \pm SD ($n = 5$).

Data shown are the average of three observations at 30, 60 and 90 days of plant growth.

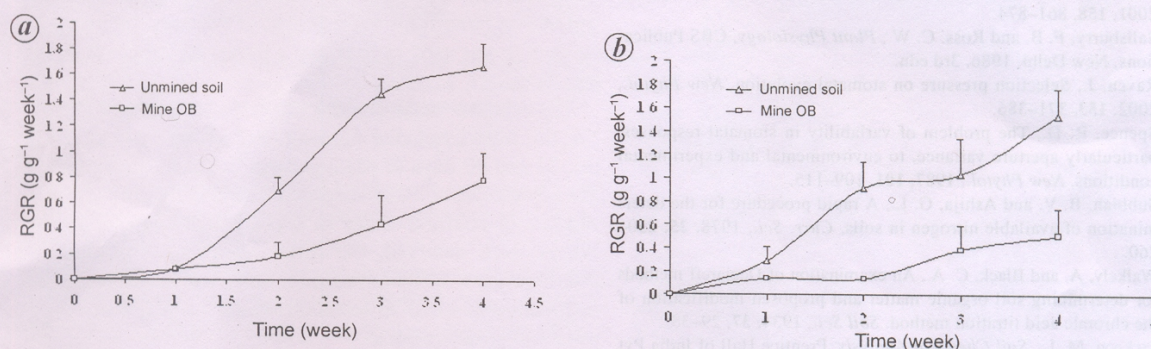


Figure 5. Relative growth rate (RGR) of plants grown in coalmine OB and unmined soil. *a*, *C. streata*; *b*, *S. rostrata*. Error bars represent standard deviation. RGR was determined on a weekly basis by comparing the total biomass of the plant up to four weeks.

stomata are open to the same extent. This non-uniform, patchy stomatal closure, which is more pronounced under stress situations, indicates that the mine OB substrate represents a stressful growth condition.

Studies have shown that leaves which grow in drier environment and higher light intensity tend to have smaller and numerous stomata than those grown in wet and shady conditions¹⁹. Under nutrient-deficient conditions the stomata respond sluggishly³. The role of moisture stress and acidity in stomatal closure is now well established. The light intensity and temperature fluctuation (minimum 28°C and maximum 34°C) during the experimental period were found to be optimal for plant growth and were not stressful for the cassia and dhaincha plants.

It was the edaphic environment created by the mine OB substrate that evoked a strong response in stomatal closure of the test plants. As the silt and sand fractions were high, with only 20.07% clay, the mine OB was inefficient at holding water, with intermittent irrigation used to simulate moderate stress. The low pH and poor nutrient status of the mine OB might have compounded the stress, leading to effective stomatal closure. Plants regulate their diurnal water status at a favourable level by controlling the stomatal aperture^{3,17,20}. With better relative water content the test plants, especially cassia, exhibited strong adaptation potential on mine OB. Although leaf photosynthesis decreases, stomatal closure contributes towards maintaining high water content and potential in the leaves²¹. Cas-

sia and dhaincha plants also showed sustainable growth, but at a much reduced rate.

Stomatal response is undoubtedly a sensitive indicator of plant growth under stressful situations. The greater number of stomata per leaf with stomatal components of reduced size clearly indicate that cassia and dhaincha are potential candidates for rehabilitation of areas under typical coalmine tailings.

1. Neill, R. L., Neill, D. M. and Frye, B. F., Is there a correlation between rainfall amounts and the number of stomata in cottonwood leaves? *Am. Biol. Teach.*, 1990, **52**, 48–49.
2. Hetherington, A. M. and Woodward, F. I., The role of stomata in sensing and driving environmental changes. *Nature*, 2003, **424**, 901–908.
3. Walter, L., *Physiological Plant Ecology: Ecophysiology and Stress Physiology of Functional Groups*, Springer, 2003.
4. Aasamaa, K., Sober, A. and Rahi, M., Leaf anatomical characteristics associated with shoot hydraulic conductance, stomatal conductance and stomatal sensitivity to change of leaf water status in temperate deciduous trees. *Aust. J. Plant Physiol.*, 2001, **28**, 765–774.
5. Grantz, D. A. and Assman, S. M., Stomatal response to blue-light water-use efficiency in sugarcane and soybean. *Plant Cell Environ.*, 1991, **14**, 683–690.
6. Yu, G. R., Zhang, J. and Yu, L., An attempt to establish a synthetic model of photosynthesis–transpiration based on stomatal behavior for maize and soybean plants grown in fields. *J. Plant Physiol.*, 2001, **158**, 861–874.
7. Salisbury, F. B. and Ross, C. W., *Plant Physiology*, CBS Publications, New Delhi, 1986, 3rd edn.
8. Raven, J., Selection pressure on stomatal evolution. *New Phytol.*, 2002, **153**, 371–386.
9. Spence, R. D., The problem of variability in stomatal responses, particularly aperture variance, to environmental and experimental conditions. *New Phytol.*, 1987, **101**, 109–115.
10. Subbiah, B. V. and Ashija, G. L., A rapid procedure for the determination of available nitrogen in soils. *Curr. Sci.*, 1978, **25**, 250–260.
11. Walkely, A. and Black, C. A., An examination of Degjareff methods for determining soil organic matter and proposed modification of the chromic acid titration method. *Soil Sci.*, 1934, **37**, 29–38.
12. Jackson, M. L., *Soil Chemical Analysis*, Prentice Hall of India Pvt Ltd, New Delhi, 1973, pp. 134–182.
13. Barrs, H. D. and Weatherly, P. F., A reexamination of relative turgidity techniques for estimating water deficits in leaves. *Aust. J. Biol. Sci.*, 1962, **5**, 413–428.
14. Gardner, F. P., Pearce, R. B. and Mitchell, R. L., *Physiology of Crop Plants*, The Iowa State University Press, Ames, Iowa, 1985, p. 202.
15. Narwal, S. S., Politycka, B. and Goswami, C. L., *Plant Physiology Research Methods*, Scientific Publishers (India), Jodhpur, 2007, pp. 251–254.
16. Gomez, A. and Gomez, A. A., *Statistical Procedures for Agricultural Research*, John Wiley, Kwanchi, 1984, 2nd edn, pp. 188–191.
17. Wullschleger, S. D., Tschaplinski, T. J. and Norby, R. J., Plant water relations at elevated CO₂ – Implications for water-limited environment. *Plant Cell Environ.*, 2002, **25**, 319–331.
18. Jarvis, A. J., Mansfield, T. A. and Davie, W. J., Stomatal behavior, photosynthesis and transpiration under rising CO₂. *Plant Cell Environ.*, 1999, **22**, 639–648.
19. Noggle, G. R. and Fritz, G. J., *Introductory Plant Physiology*, Prentice Hall of India Pvt Ltd, New Delhi, 1991.

20. Farquhar, G. D. and Sharkey, T. D., Stomatal conductance and photosynthesis. *Annu. Rev. Plant Physiol.*, 1982, **33**, 317–345.
21. Ohashi, Y., Nakayama, N., Saneoka, H. and Fujita, K., Effects of drought stress on photosynthetic gas exchange, chlorophyll fluorescence and stem diameter of soybean plants. *Biol. Plant.*, 2006, **50**, 138–141.

ACKNOWLEDGEMENTS. We are grateful to Dr P. G. Rao, Director, RRL, Jorhat for support. We thank Dr B. K. Gogoi, Head, Biotechnology Division, RRL, Jorhat for support and guidance. CSIR, New Delhi provided financial assistance. We acknowledge the National Environmental Engineering Research Institute, Nagpur for coordination of the Network Mode Project IWMC.

Received 4 June 2007; revised accepted 4 April 2008



Fig. 1. Effect of stomatal density on stomatal conductance and transpiration rate in cassia and dhaincha plants. The data were pooled from three independent experiments. Error bars represent standard deviation.

Stomatal density was measured as the number of stomata per unit area of leaf surface. The stomatal conductance was measured as the ratio of transpiration rate to the difference in water vapour pressure between the leaf surface and the atmosphere. The transpiration rate was measured as the loss of water from the leaf surface per unit area per unit time. The stomatal conductance and transpiration rate were measured at a constant relative humidity of 70% and a constant temperature of 25°C. The stomatal conductance and transpiration rate were measured at a constant relative humidity of 70% and a constant temperature of 25°C. The stomatal conductance and transpiration rate were measured at a constant relative humidity of 70% and a constant temperature of 25°C.