

Journal of Natural Sciences Research
ISSN 2224-3186 (Paper) ISSN 2225-0921 (Online)
Vol.2, No.2, 2012

www.iiste.org

Length-weight Relationships of Some Important Estuarine Fish Species from Merbok Estuary, Kedah

Mansor Mat Isa^{1,2*} Mohamad Najamuddin Abdul Basri¹ Mohamad-Zafrizal Mohd Zawawi²
Khairun Yahya^{1,2} Siti-Azizah Md Nor^{1,2}

1. School of Biological Sciences, University of Science Malaysia, 11800 Minden, Penang, MALAYSIA

2. Centre for Marine and Coastal Studies, University of Science Malaysia, Muka Head, 11060, Teluk Bahang, Penang, MALAYSIA

*E-mail of the corresponding author: drmansor@usm.my

Abstract

Merbok estuary, located in the northern part of Peninsular Malaysia, was inhabited by 81 species that are representatives of 45 genera and 36 families of fish. The length-weight relationship of 23 fish species belonging to 18 families was presented. The b values varied between 2.7928 for *Butis gymnopomus* and 3.6001 for *Sillago sihama*. Nine species exhibited positive allometric growth, 10 species were negative allometric growth, 3 species had isometric growth and 1 species was Gompertz form of growth. The length-weight relationships for some species from the Merbok estuary are hereby published for the first time, and most of the fish specimens were juveniles.

Keywords: Estuarine fishes, length, weight, fisheries management, Merbok estuary

1. Introduction

Fish is a cheap protein source that contains nutrients and plays an important role in the development of a nation. Length and weight data of fish are very important parameters in the estimation of the length and age structures, population dynamic (Krause et al. 1998), growth and mortality rates, and well-being of the fish (Kohlers et al. 1995). They are also used to obtain information such as biomass from length frequency distribution (Anderson & Gutreuter 1983, Gayanilo et al. 1997) and fish condition (Petrakis & Stergiou 1995, Abowei et al. 2009) for stock assessment and management of the population of fish (Garcia et al. 1989, Sparre & Venema 1998, Blackwell et al. 2000, Haimovici & Velasco 2000). The knowledge of the natural history of fish species (Odedeyi et al. 2007) and in fish stock assessment, the length-weight relationship, is very crucial in estimating the standing stock biomass and comparing the development history of fish population from different regions (Petrakis & Stergiou 1995).

The condition factor or well-being of fish is crucial in fisheries biology (Weatherly & Gill 1987). This factor is the quantitative parameter that represents the well-being of the fish (Le Cren 1951), which reflects the condition of the fish in its habitat; the heavier the fish species of a given length, the better the physiological condition, indicating the fish feeds more in that area (Bagenal & Tesch 1978). This condition factor is also an index to understand the lifecycle of fish by referring to the coefficient values derived from the length-weight relationship data (Schneider et al. 2000). In other words, the condition factor of fish is strongly affected by both biotic and abiotic environmental factors (Saliu 2001). This parameter could be used to determine the status of the aquatic ecosystem in which the fish live, whether the ecosystem is in good condition or polluted (Luff & Bailey 2000, Anene 2005).

Unfortunately, no work on the LWR has been done on the fish species distributed in the Merbok estuary. The exception is Mansor et al. (2001) who worked on 28 species of 10 families of fish collected from the coastal and deep waters of the West Coast of Peninsular Malaysia, 36 species of 10 families collected from the East Coast of Peninsular Malaysia, 16 species of 4 families from Sabah waters, and 27 species of 5 families in Sarawak waters. This present study is focused on the length-weight relationship of some commonly found fish species and classifies them based on the growth pattern, which could provide information about the well-being of fish species inhabiting the Merbok estuary.

2. Materials and Methods

2.1 Study Area

Merbok estuary is one of the representative mangrove reserves lying between 5°30' N and 100°25' E in the northern part of Peninsular Malaysia. The length of the main river is about 35 km, connecting many tributaries and most of the water body is high in salinity except for a few kilometers at the upper site associated with freshwater (Ong *et al.* 1991, Mansor *et al.* 2012). The depth varies from 3 m to 15 m, with a few deep holes about 20 m, where tributaries join the Sungai Merbok. The water of Sungai Merbok drains into the Straits of Malacca with input of freshwater into the estuary through several small streams along the river. This is a fishing area for artisanal fishery as well as mariculture activities on prawns/shrimps, finfish cage culture, and mollusk collection (FAO/BOBP 1984).

2.2. Sampling Procedures

Fish samples were collected monthly in 2010 by using barrier nets, locally known as “pukat kering” in a 2 km radius of the 6 physicochemical sampling stations. The nets were deployed by artisanal fishers with the dimensions of the net at 100 – 120 m long, 3 – 5 m deep, and with 2.5 cm mesh size and without bunt. The nets were normally set during the low tide by anchoring the bottom rope to the riverbed. Then the head rope was raised and secured to poles during the high water. The fish was harvested during the low-water period for about 12 h after the net was set (Mansor *et al.* 2012). The fish caught were kept in plastic bags, labeled accordingly, and stored in ice for further work in the laboratory.

The fish samples were separated according to the species (Mansor *et al.* 1998, Ambak *et al.* 2010). The length and weight measurement were conducted in the field (for commercial size fish), while the trash fishes (small fish and commercial fish with smaller sizes) were taken back to the laboratory for identification, measurement, and weighing. The total length (TL), body length (BL), standard length (SL), and whole body weight (BW) for each individual fish were taken and recorded.

The relationship between the TL and BW of the fish was estimated by fitting the data to a potential relationship in the form of $W = aL^b$ (Le Cren 1951, Benedict *et al.* 2009), where W is the BW of fish in grams, L is the TL of fish in centimeters, a is a constant or intercept, and b is the length exponent or slope. The parabolic equation ($W = aL^b$) was then transformed into a linear equation using a logarithmic method: $\ln W = \ln a + b \ln L$. Based on the equation, the estimated values of a and b were obtained using least-squares regression (Zar 1984). The determination coefficient (r^2) was used as an indicator of the quality of the linear regression (Zar 1984). The t -test analysis was carried out for the length and weight data of each species to confirm the significance of the relationship at $P < 0.001$ (Zar 1984).

The growth patterns of fish determined by the exponent b values were calculated from the linear equation of the length-weight relationship. The fish were considered to have negative allometric growth when the b values were lower than 3, positive allometric growth if the b values were greater than 3, and isometric form of growth when $b = 3$. These growth patterns indicate the group of the fish either they are heavy, light, or isometric. Light fish can be categorized when the value of b is <3 , as heavy when the value of b is >3 , whereas the value of $b = 3$ indicates isometric growth (Smith 1996, Salam *et al.* 2005, Froese 2006, King 1995, Mansor *et al.* 2010). The mean condition factor (K) for each fish species were calculated using the formula of $K = (W/L^3 * 100)/n$ (Le Cren 1951, Froese 2006); where W is BW, L is TL and n is the number of individual of the fish species.

3. Results and Discussion

The Merbok estuary could be occupied by 69 species, representatives of 45 genera and from 36 families of fish and 2 families, 3 genera, and 8 species of shrimps. The average CPUE of fishes and shrimps captured by barrier net amounted to 1,248.6 g per boat per trip (g/b/t), of which 72.06% (897.9 g/b/t) were contributed by fish species, and 27.94% (350.7 g/b/t) were marine and giant freshwater prawns. The percentage rankings of important fish species are as shown in Fig. 2. *Arius argyropleuron* was the most common in terms of abundance due to the fact that these catfish are schooling in nature (Fischer & Bianchi 1984; Kailola 1999) and easily entangled in the net in a group. Mansor *et al.* (2012) reported that this fish matured throughout the year with major spawning peak for females occurred in April and minor peak in July, whereas males recorded a higher peak in November. Absolute fecundity of mature ovary was ranged from 19 to 87 eggs.

Overall, more than 61 fish species were measured and weighed, but only 23 species, belonging to 18 families were chosen in this study which had the regression (r^2) values greater than 0.85. The number of individuals varied from 9 in the case of *Grammatobothus polyophthalmus* to 539 for *A. argyropleuron*. The total length

of the fish species ranged from 2.2 cm to 82.0 cm, and the body weights were between 0.5 g and 6,600 g with the smallest fish represented by *Scatophagus argus* and the biggest fish, by *Lates calcarifer*.

Estimates of a and b for the length-weight relationship, the coefficient of the regression (r^2), and 95% confidence limits for b are tabulated in Table 1. The exponent b values varied between 2.793 for *Butis gymnopus* and 3.600 for *Sillago sihama*. Nine fish species showed positive allometric growth, which were considered as heavy groups with the b values ranged from 3.144 to 3.600, including *B. butis*, *G. polyopthalmus*, *Gerres filamentosus*, *Gerres oyena*, *Acentrogobius audax*, *Pomadasyss kaakan*, *Platycephalus indicus*, *S. sihama*, *Terapon jarbua*, and *Tetraodon nigroviridis*. Ten species showed negative allometric species and were categorized as light fish at b ranged between 2.793 and 2.942, including *O. mossambicus*, *B. gymnopus*, *L. calcarifer*, *Leiognathus nuchalis*, *Leiognathus smithursti*, *Lutjanus johnii*, *Lutjanus russelli*, *Liza subviridis*, *S. argus*, and *Terapon jarbua*. Three species had isometric growth ($b = 3.045\text{--}3.089$): *A. argyroleuron*, *Johnius belangerii*, and *Siganus javus*. There was 1 species, i.e., *Oxyeleotris marmorata* (Fig. 3), in the Gompertz growth equation (Jørgensen 1994, Gamito 1998). The expected range of $2.79 < b < 3.60$ was within the values confirmed by Froese (2006) and Froese & Pauly (2007). This variability might have been caused by seasonal fluctuations that reflected in the change of weight over the course of a year or by variability in sampling sites (Safran 1992) and might be also affected by habitat differences as shown by *O. marmorata*, which is a freshwater fish species, being plump approaching larger size.

The mean condition factors ranged from 0.5769 (SD, 0.1143) for *P. indicus* to 3.4994 (SD, 0.5619) for *S. argus*. Higher values of K were shown by *S. argus* most probably due to the truncation of body forms. The values obtained from this study showed that most of the species were in good condition. The factors affecting the variation values of K may include sex, stages of maturity, and state of stomach contents (Gayaniilo & Pauly 1997, Abowei *et al.* 2009).

Length-weight relationships for 23 species from the study area are hereby published for the first time. Most of the fish specimens were juveniles. Nine species exhibited positive allometric growth, 10 species were negative allometric growth, 3 species had isometric growth and 1 species was Gompertz form of growth. Our study shows that the length weight of juvenile fishes are useful indicators for determining the importance of Merbok estuary as nursery areas. However further study on the fish condition in relation to the physicochemical parameters in the area would provide better understanding on the healthiness of the ecosystem for the betterment of conservation and management of the fishery resources.

Acknowledgments

We would like to thank the University of Science Malaysia for providing the physical facilities to carry out this research. This study would not have been possible without the support, cooperation and active involvement of the staff of the School of Biological Sciences and Centre of Marine Coastal Studies, and Mohd-Shafiq, Z. for helped with statistical analyses. This project was funded by University of Science Research University Grant, 1001/Pbiologi/851048.

References

- Abowei, A.F.N., Davies, O.A. & Eli, A.A. (2009), "Study of the length-weight relationship and condition factor of five fish species from Nkoro River, Niger Delta, Nigeria", *Current Research Journal of Biological Sciences* **1**(3), 94-95.
- Ambak, M.A., Mansor, M.I., Mond-Zaidi, Z. & Mazlan, A.-G. (2010), "Fishes of Malaysia", Publisher Universiti Malaysia Terengganu. pp. 344.
- Anderson, R.O. & Gutreuter, S.J. (1983), "Length, weight, and associated structural indices", In Nielsen, L., Johnson, D. (Eds.) *Fisheries Techniques* (pp. 284-300. American Fisheries Society, Bethesda, Maryland.
- Anene, A. (2005), "Condition factor of four cichlid species of a man-made lake in Imo State, Southeastern Nigeria", *Turkish Journal of Fisheries and Aquatic Sciences* **5**, 43-47.
- Bagenal, T.B. & Tesch, F.W. (1978), "Age and growth", In Bagenal, T.B. (Ed) *Methods for the assessment of fish production in fresh waters* (pp. 101-136). Blackwell Scientific Publication, Oxford,
- Blackwell, B.G., Brown, M.L. & Wilis, D.W. (2000), "Relative weight (W_r) status and current use in fisheries assessment and management", *Reviews in Fisheries Science* **8**(1), 1-44.

- Benedict, O.O., Yemi, A.S. & Isaac, T.O. (2009), "Length-weight relationship, condition factor and sex ratio of forty-six important fishes in a tropical flood river", *Journal of Fisheries and Hydrobiology* **4**, 65-72.
- FAO/Bay of Bengal Programme (1984), "Development of small scale fisheries: coastal agriculture demonstration project for shrimp and finfish at Ban Merbok", BOBP/REP/20.
- Fischer, W. & Bianchi, G. (1984), "FAO species identification sheets for fishery purposes, Western Indian Ocean (Fishing Area 51)", Vol. 1, FAO, Rome.
- Froese, R. (2006), "Cube law, condition factor and weight-length relationships: history, meta-analysis and recommendations", *Journal of Applied Ichthyology* **22**, 241-253.
- Froese, R. & Pauly, D. (2007), "FishBase", Available at: <http://www.fishbase.org> (accessed on November 2010).
- Gamito, S. (1998), "Growth models and their use in ecological modelling: An application to a fish population", *Ecological Modelling* **113**, 83-94
- Garcia, C.B., Buarte, J.O., Sandoval, N., Von-Schiller, D. & Najavas, P. (1989), "Length-weight relationships of demersal fishes from the Gulf of Salamanca, Colombia", *Fishbyte* **21**, 30-32.
- Gayanilo, F.C. & Pauly, D. (1997), "FAO ICLARM stock assessment tools (FISAT)", References Manual, FAO Computerized Information Series (Fisheries) **8**, 262.
- Haimovici, M. & Velasco, G. (2000), "Length-weight relationships of marine fishes from southern Brazil", *NAGA, ICLARM* **23**, 19-23.
- Jørgensen, S.E. (1994), "Fundamentals of ecological modelling", Developments in environmental modelling, (2nd Ed.), vol. 19. Elsevier, Amsterdam.
- Kailola, P.J. (1999), "Ariidae (=Tachysuridae): sea catfishes (fork-tailed catfishes)", In Carpenter, K.E., Niem, V.H. (Eds.). *FAO species identification guide for fishery purposes* (pp. 1827-1879). Rome.
- King, M. (1995), "Fisheries biology, assessment and management", Oxford, Fishing News Books, 341p.
- Kohler, N., Casey, J. & Turner, P. (1995), "Length-weight relationships for 13 species of sharks from the western North Atlantic", *Fisheries Bulletin* **93**, 412-418.
- Krause, J., Jean-Guy J. & Brown, D. (1998), "Body length variation within multi-species fish shoals: the effects of shoal size and number of species", *Oecologia* **114**, 67-72.
- Le Cren, E.D. (1951), "The length-weight relationship and seasonal cycle in gonadal weight and condition in the perch, *Perca fluviatilis*", *Journal of Animal Ecology* **20**, 201-219.
- Luff, R.M. & Bailey, G.N. (2000), "Analysis of size changes and incremental growth structures in African catfish *Synodontis schall* (schall) from Tell el-Amarna, Middle Egypt", *Journal of Archaeological Science*, **27**, 821-835.
- Mansor, M.I., Mohd-Taupek, M.N. & Kamariah, I. (2001), "Population structure of some commercial important fishes in the Malaysian waters", In Mohd-Taupek, M.N., Mansor, M.I., Ahmad-Adnan, N. (Eds.). *Fisheries resources survey in the Exclusive Economic Zone of Malaysia, 1997-1999: biology and environmental conditions* (supplimentary volume) (pp. 53-100). Department of Fisheries, Ministry of Agriculture Malaysia.
- Mansor, M.I., Kohno, H., Ida, H., Nakamura, H.T., Aznan, Z. & Syed-Abdullah, S.A.K. (1998), "Field guide to important commercial marine fishes of the South China Sea", Marine Fishery Resources Development and Management Department, Southeast Asian Fisheries Development Center (MFRDMD/SEAFDEC). 287 pp.
- Mansor, M.I., Che-Salmah, M-R., Rosalina, R., Shahrul-Anuar, M.S. & Amir-Shah-Ruddin, M.S. (2010), "Length-weight relationships of freshwater fish species in Kerian River Basin and Pedu Lake", *Research Journal of Fisheries and Hydrobiology* **5**, 1-8.
- Mansor, M.I., Nurul-Shafikah, M.N., Khairun, Y. & Siti-Azizah, M.N. (2012), "Reproductive biology of estuarine catfish, *Arius argyroleuron* (Siluriformes: Ariidae) in the northern part of Peninsular Malaysia", *Journal of Biology, Agriculture and Healthcare* **2**(3), 14-27.
- Odedeyi, D.O., Fagbenro, O., Bello, O. & Adebayo, O. (2007), "Length-weight and condition factor of the elephant fish, *Mormyrus rume* in River Ose, Southwestern Nigeria", *Animal Research International* **4**, 617-620.
- Ong, J.E., Gong, W.K., Wong, C.H. & Zubir, H.J.D. (1991), "Characterization of a Malaysian mangrove estuary", *Estuaries* **14**, 38-48.
- Petrakis, O. & Stergiou, K.I. (1995), "Weight-length relationships for 33 fish species in Greek waters", *Fisheries Research* **21**, 465-469.

- Safran, P. (1992), "Theoretical analysis of the weight-length relationship in fish juveniles", *Marine Biology* **112**, 545-551.
- Saliu, J.K. (2001), "Observation on the condition factor of *Brycinus nurse* (Pisces: Cypriniformes, Characidae) from Asa Reservoir, Ilorin, Nigeria", *Tropical Freshwater Biology* **10**, 9-17.
- Salam, A., Naeem, M. & Kausar, S. (2005), "Weight length and condition factor relationship of a freshwater wild *Puntius chola* from Islamabad", *Pakistan Journal of Biological Sciences* **8**, 1112-1114.
- Schneider, J.C., Laarman, P. W. & Gowing, H. (2000), "Length-weight relationships", In Schneider, James C. (Ed.). *Manual of fisheries survey methods II: with periodic updates*. Michigan Department of Natural Resources, Fisheries Special Report 25, Ann Arbor.
- Smith, K.M.M. (1996), "Length/weight relationships of fishes in a diverse tropical freshwater community, Sabah, Malaysia", *Journal of Fish Biology* **49**, 731-734.
- Sparre, P. & Venema, S.C. (1998), "Introduction to Tropical Fish Stock Assessment", Part 1: Manual. *FAO Fisheries Technical Paper* **306/1**, pp. 433.
- Weatherley, A.H. & Gill, H.S. (1987), "*The biology of fish growth*", London. pp. 443.
- Zar, J. H. (1984), "*Biostatistical Analysis*", (2nd ed.). Englewood Cliffs, New Jersey: Prentice Hall.

First Author:

MANSOR MAT ISA, born in Tokai, Kedah, Malaysia on 4th Aug 1955.
Graduated from the National University of Malaysia in 1981.
Obtained Ph.D. on Fish Population Dynamics and Management from the University College of Swansea, Swansea, Wales, United Kingdom in September 1993.
Became a Fisheries Officer at the Fisheries Research Institute, Penang Malaysia from 1981 to 1989.
Appointed as a Research Officer at the Fishery Resources Development and Management Department of the Southeast Asian Fisheries Development Centre, Chendering, Kuala Terengganu, Malaysia from 1993 to 2005.
Took part as a part time tutor at the Open University of Malaysia, Sungai Petani Branch in 2006-2007.
Joining as a University Lecturer at the School of Biological Sciences, University of Science Malaysia from 2007 till present.

Table 1: The length-weight relationships of 21 fish species collected from Merbok estuary. n, number of individuals; TL, Total length; BW, Body weight; *a*, intercept; *b*, slope; fitted parameters with 95% confidence interval (CI); r^2 , regression coefficient; *K*, mean condition factor and SD, standard deviation.

Family: species	n	TL (cm)		BW (g)		95% CI of b	r^2	BW		<i>K</i>	SD of <i>K</i>
		Min	Max	Min	Max			= <i>a</i> TL ^{<i>b</i>}			
Ariidae; <i>Arius</i> <i>argyroleuron</i> (Valeciannes, 1840)	539	7.7	32.0	4.8	334.8	3.049–3.129	0.9760	W = 0.0070 L ^{3.0890}	=	1.0196	0.1396
Bothidae; <i>Grammatobothus</i> <i>polyophthalmus</i> (Bleeker, 1865)	9	5.9	15.3	1.2	34.5	2.734–3.934	0.9610	W = 0.0043 L ^{3.3339}	=	0.8931	0.1611
Cichlidae; <i>Oreochromis</i> <i>mossambicus</i> (Peters, 1852)	14	6.2	24.5	4.8	308.7	2.796–3.060	0.9949	W = 0.0227 L ^{2.9280}	=	1.8925	0.1751
Eleotridae; <i>Butis</i> <i>butis</i> (Hamilton, 1822)	102	7.9	14.0	4.1	33.7	3.275–3.806	0.8747	W = 0.0028 L ^{3.5402}	=	1.0308	0.1688
“ <i>Butis</i> <i>gymnopomus</i> (Bleeker, 1853)	440	8.2	29.9	6.0	224.9	2.753–2.830	0.9777	W = 0.0155 L ^{2.7928}	=	0.8403	0.0856
“ <i>Oxyeleotris</i> <i>marmorata</i> (Bleeker, 1852)	15	3.0	15.0	1.4	74.6	1.863–3.236	0.9226	W = 0.393 exp ^{0.3444} L	=	1.8469	0.1835
Gerridae; <i>Gerres</i> <i>filamentosus</i> (Cuvier, 1829)	273	5.8	17.9	2.4	85.5	3.164–3.305	0.9695	W = 0.0086 L ^{3.2441}	=	1.5889	1.3159
<i>Gerres</i> <i>oyena</i> (Forsskal, 1775)	28	5.5	9.6	2.1	14.8	2.859–3.723	0.9040	W = 0.0086 L ^{3.2907}	=	1.5821	0.2774
Gobiidae; <i>Acentrogobius</i> <i>audax</i> (Smith, 1959)	72	5.5	18.2	2.7	58.9	3.068–3.523	0.9226	W = 0.0049 L ^{3.2952}	=	1.0407	0.2373
Haemulidae; <i>Pomadasys</i> <i>kaakan</i> (Cuvier, 1830)	259	5.6	15.6	1.7	67.6	3.151–3.238	0.9787	W = 0.0104 L ^{3.1949}	=	1.6597	0.1403
Latidae; <i>Lates</i> <i>calcarifer</i> (Bloch, 1790)	47	15.5	82.0	50.0	6600.0	2.886–3.092	0.9869	W = 0.0123	=	1.1909	0.1359

									$L^{2.9893}$		
Leiognathidae; <i>Leiognathus</i>	61	3.7	7.5	0.7	5.7	2.692–3.278	0.8757	W =	1.2385	0.1483	
<i>nuchalis</i> (Temminck & Schlegel, 1845)									0.0125		
“ <i>Leiognathus</i>	31	6.0	17.1	3.0	53.0	2.733–3.148	0.9867	W =	1.5372	0.2164	
<i>smithursti</i> (Ramsay and Ogilby, 1886)									0.0173		
									$L^{2.9852}$		
Lutjanidae; <i>Lutjanus</i>	111	6.4	17.3	4.6	97.6	2.823–3.016	0.9706	W =	1.8139	0.2554	
<i>johnii</i> (Bloch, 1792)									0.0218		
									$L^{2.9195}$		
“ <i>Lutjanus</i>	130	4.4	18.6	0.7	97.6	2.806–2.972	0.9739	W =	1.6116	0.2405	
<i>russelli</i> (Bleeker, 1849)									0.0206		
									$L^{2.8890}$		
Mugilidae; <i>Liza</i>	193	10.4	21.6	11.8	113.3	2.801–2.971	0.9590	W =	1.1038	0.0959	
<i>subviridis</i> (Valenciennes, 1836)									0.0150		
									$L^{2.8863}$		
Platycephalidae; <i>Platycephalus</i>	33	11.1	27.6	5.9	156.2	3.341–3.661	0.9847	W =	0.5769	0.1143	
<i>indicus</i> (Linnaeus, 1758)									0.0013		
									$L^{3.5011}$		
Scatophagidae; <i>Scatophagus</i>	314	2.2	14.0	0.5	85.5	2.896–2.989	0.9808	W =	3.4994	0.5618	
<i>argus</i> (Linnaeus, 1766)									0.0388		
									$L^{2.9423}$		
Sciaenidae; <i>Johnius</i>	52	4.9	14.3	0.8	28.3	2.748–3.343	0.8938	W =	1.1660	0.3304	
<i>belangerii</i> (Cuvier, 1830)									0.0102		
									$L^{3.0447}$		
Siganidae; <i>Siganus</i>	92	3.0	15.0	0.8	56.7	2.918–3.182	0.9591	W =	1.5935	0.3256	
<i>javus</i> (Linnaeus, 1766)									0.0140		
									$L^{3.0503}$		
Sillaginidae; <i>Sillago</i>	31	7.8	15.0	2.8	30.7	3.411–3.789	0.9813	W =	0.7157	0.0848	
<i>sihama</i> (Forsskal, 1755)									0.0018		
									$L^{3.6001}$		
Terapontidae; <i>Terapon</i>	37	5.7	11.4	3.3	30.8	2.723–3.153	0.9565	W =	1.7238	0.1503	
<i>jarbua</i> (Forsskal, 1775)									0.0197		
									$L^{2.9379}$		
Tetraodontidae; <i>Tetraodon</i>	25	3.0	17.5	0.4	169.6	2.790–3.498	0.9334	W =	3.2201	1.0443	
<i>nigroviridis</i> (Marion de Proce, 1822)									0.0228		
									$L^{3.1441}$		

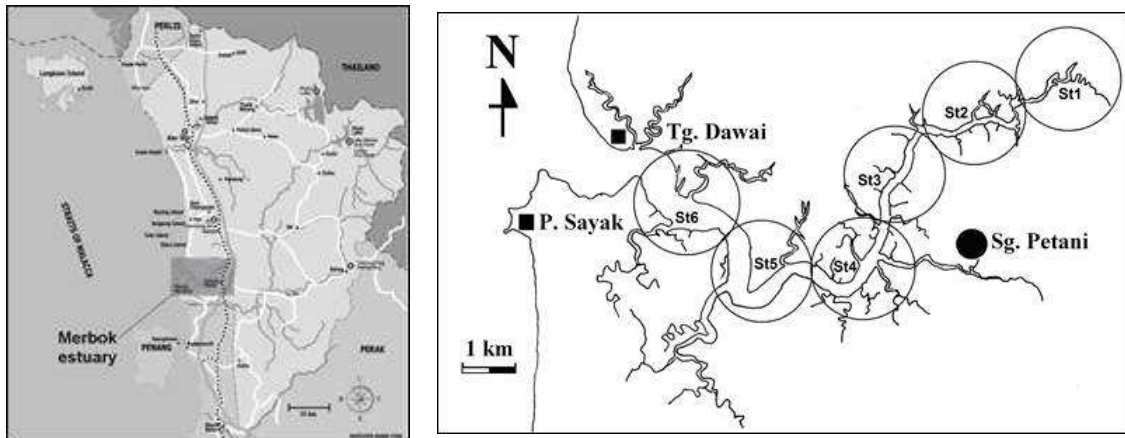


Fig. 1. Merbok estuary located in Kedah State showing the physicochemical sampling stations. St1, Lalang River; St2, Semeling River; St3, Jerang Belanga; St4, Teluk Wang; St5, Gelam River, and St6, Lubuk Pusing.

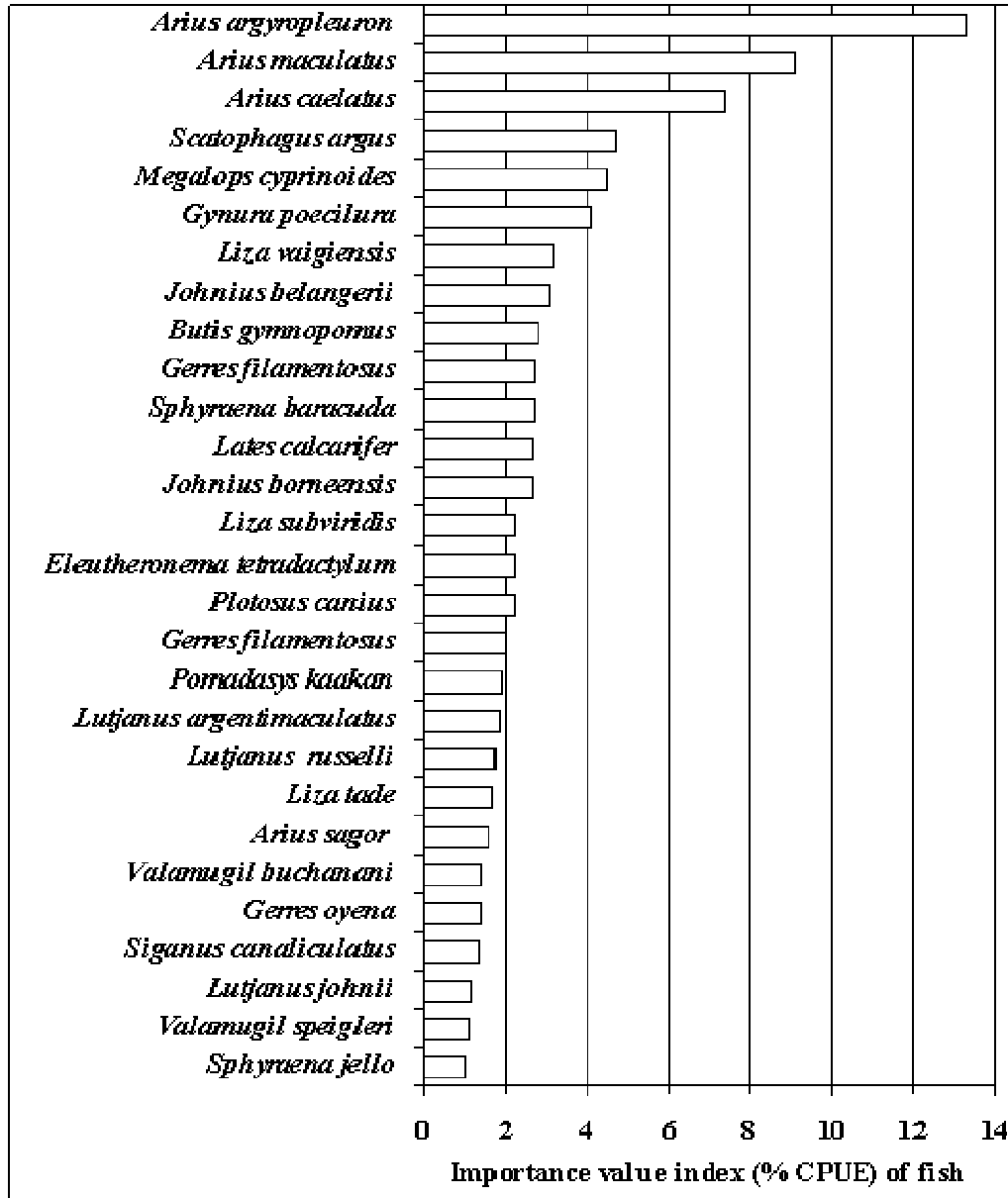


Fig. 2. Important value index of dominant fish species collected from the Merbok estuary, ranked by percentage CPUE (g/boat/trip).

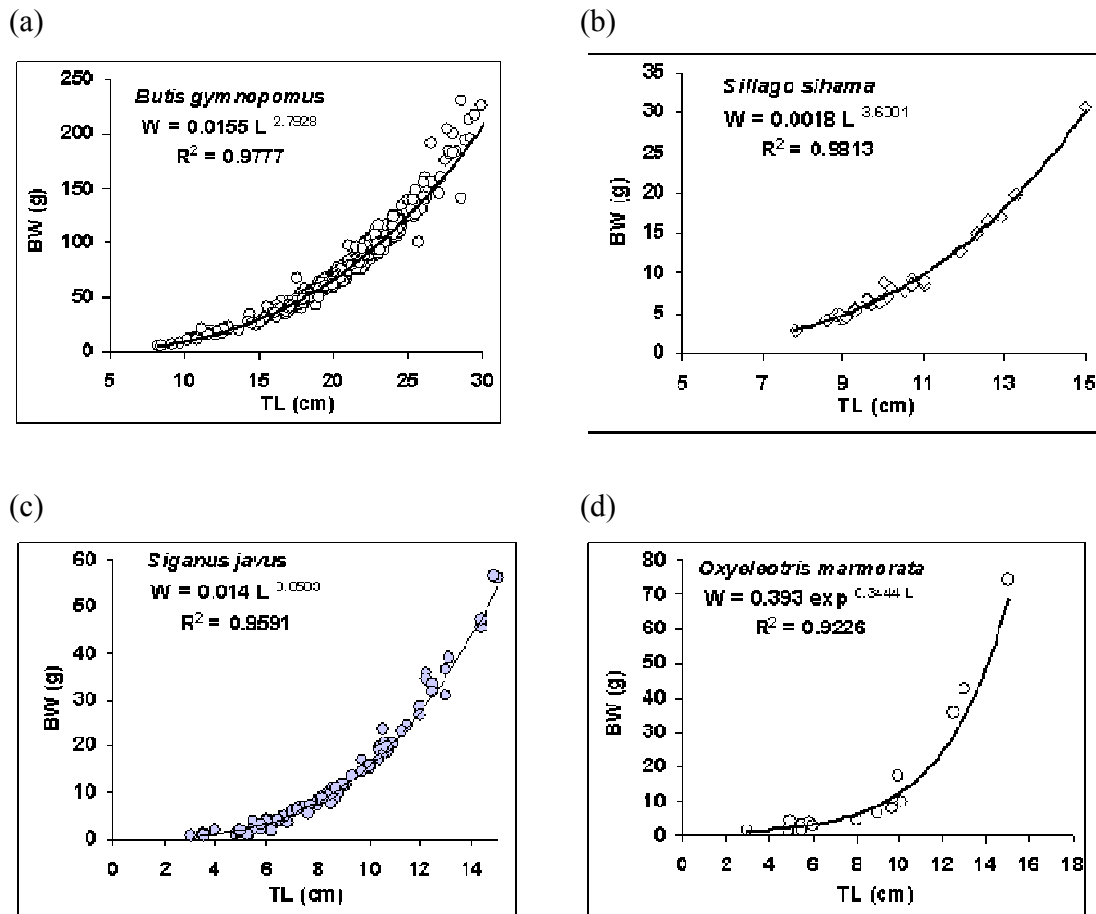


Fig. 3. Length-weight relationship of the negative allometric (a); lighter), positive allometric (b); heavier), isometric (c) and Gompertz growth equation (d) in fish from the Merbok estuary of Kedah.

This academic article was published by The International Institute for Science, Technology and Education (IISTE). The IISTE is a pioneer in the Open Access Publishing service based in the U.S. and Europe. The aim of the institute is Accelerating Global Knowledge Sharing.

More information about the publisher can be found in the IISTE's homepage:

<http://www.iiste.org>

The IISTE is currently hosting more than 30 peer-reviewed academic journals and collaborating with academic institutions around the world. **Prospective authors of IISTE journals can find the submission instruction on the following page:**

<http://www.iiste.org/Journals/>

The IISTE editorial team promises to review and publish all the qualified submissions in a fast manner. All the journals articles are available online to the readers all over the world without financial, legal, or technical barriers other than those inseparable from gaining access to the internet itself. Printed version of the journals is also available upon request of readers and authors.

IISTE Knowledge Sharing Partners

EBSCO, Index Copernicus, Ulrich's Periodicals Directory, JournalTOCS, PKP Open Archives Harvester, Bielefeld Academic Search Engine, Elektronische Zeitschriftenbibliothek EZB, Open J-Gate, OCLC WorldCat, Universe Digital Library, NewJour, Google Scholar

