

## Image Compression Using Haar Wavelet Transform

Nidhi Sethi,  
Department of Computer Science Engineering  
Dehradun Institute of Technology, Dehradun  
Uttarakhand , India  
Email:nidhipankaj.sethi102@gmail.com  
Telephone:91-9634702552

Ram Krishna,  
Department of Electrical Engineering  
Dehradun Institute of Technology, Dehradun  
Uttarakhand , India  
Email: rk\_nedes@yahoo.co.in

Prof R.P. Arora  
Dept of Computer Science Engineering  
Dehradun Institute of Technology, Dehradun  
Uttarakhand , India  
Email:rp\_arora37@yahoo.co.in

Compressing an image is significantly different than compressing raw binary data. General purpose compression programs can be used to compress images, but the result is less than optimal. This is because images have certain statistical properties which can be exploited by encoders specifically designed for them. Also, some of the finer details in the image can be sacrificed for the sake of saving a little more bandwidth or storage space. This also means that lossy compression techniques can be used in this area. The discrete wavelet is essentially sub band-coding system and sub band coders have been quite successful in speech and image compression. In this paper we have implemented HAAR Wavelet Transform. The results in terms of PSNR(Peak Signal Noise Ratio) and MSE (Mean Square Error)show that the Haar transformation can be used for image compression. The quantization is done by dividing the image matrix into blocks and taking mean of the pixel in the given block. It is clear that DWT has potential application in the compression problem and the use of Haar transform is ideally suited.

**Keywords:** *Wavelet transforms, Image compression, Haar wavelet, PSNR, MSE.*

### I. INTRODUCTION

One of the important factors for image storage or transmission over any communication media is the image compression. Compression makes it possible for creating file sizes of manageable, storable and transmittable dimensions. A 4 MB image will take more than a minute to download using a 64kbps channel, whereas, if the image is compressed with a ratio of 10:1, it will have a size of 400KB and will take about 6 seconds to download. Image Compression techniques fall under 2 categories, namely, Lossless and Lossy. In Lossless techniques the image can be reconstructed after compression, without any loss of data in the entire process. Lossy techniques, on the other hand, are irreversible, because, they involve performing quantization, which results in loss of data. Some of the commonly used techniques are Transform coding, (Discrete Cosine Transform, Wavelet Transform, Gabor Transform), Vector Quantization, Segmentation and Approximation methods, Spline approximation methods (Bilinear Interpolation/Regularisation), Fractal coding etc..

Wavelet Transform has received a great amount of attention in the last decade. Wavelet based image compression introduces no blocky artifacts in the decompressed image. The decompressed image is much smoother and pleasant to eyes. Also, we can achieve much higher compression ratios much regardless of the amount of compression achieved. Another interesting feature of wavelet is that we can improve the quality of the image by adding detail information. This feature is attractive for what is known as progressive transmission of images. We have chosen Haar Wavelet Transformation for image compression in our project.

## II. HAAR WAVELET TRANFORM

Wavelets are mathematical functions that were developed for sorting the data by frequencies. A Wavelet transformation converts data from the spatial into the frequency domain and then stores each component with a corresponding matching resolution scale. The word "wavelet" stands for an orthogonal basis of a certain vector space.

$$\psi(t) = \begin{cases} 1 & t \in [0, 1/2) \\ -1 & t \in [1/2, 1) \\ 0 & t \notin [0, 1) \end{cases}$$

The Haar function is

and

$$\psi_i^j(t) = \sqrt{2^j} \psi(2^j t - i), \quad j = 0, 1, \dots \text{ and } i = 0, 1, \dots, 2^j - 1.$$

Haar Transform is nothing but averaging and differencing. This can be explained with a simple 1D image with eight pixels

$$[ 3 \ 2 \ -1 \ -2 \ 3 \ 0 \ 4 \ 1 ]$$

By applying the Haar wavelet transform we can represent this image in terms of a low-resolution image and a set of detail coefficients. So the image after one Haar Wavelet Transform is:

Transformed coefficient

$$= [ 2.5 \ -1.5 \ 1.5 \ 2.5 ]$$

Detail Coefficients

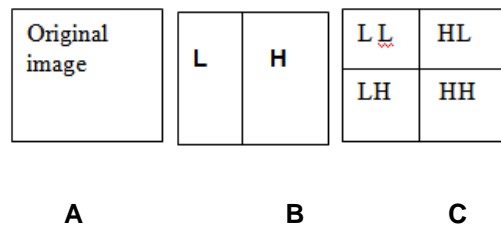
$$= [ 0.5 \ 0.5 \ 1.5 \ 1.5 ]$$

The detail coefficients are used in reconstruction of the image. Recursive iterations will reduce the image by a factor of two for every cycle. In 2D wavelet transformation, structures are defined in 2-D and the transformation algorithm is applied for row first, and then for column.

## III. IMPLEMENTATION

The array sizes are expressed in powers of two. Mathematically, the original resolution of the images is converted into the next larger power of two, and the array sizes are initialized accordingly. The Haar transform separates the image into high frequency and low frequency components.

For the first cycle, the transformation algorithm is first run along the ROW



A – Original Image  
B – First Run along Row  
C – First Run Along Column

The image array is split into two halves containing the transformed data and the detail coefficients. The transformed data coefficients are the results of the low-pass filter while the detail coefficients are the results of the high-pass filter. After transforming the image in the *row*, the image is then transformed along the *column*. This process repeats till three iterations . A program was written in MATLAB and the output is given in the RESULTS section.

#### IV. QUANTIZATION

Quantization, involved in image processing, is a lossy compression technique achieved by compressing a range of values to a single quantum value. When the number of discrete symbols in a given stream is reduced, the stream becomes more compressible. We have quantized given matrix of pixel by dividing the matrix into blocks and then modifying their values by the mean of the block.

#### V. RECONSTRUCTION:

For the reconstruction, the detail coefficients resulting from each cycle are added and subtracted to the respective data coefficients to retrieve the original pixels values of the next higher level.

#### VI. CONCLUSION:

This paper reported is aimed at developing computationally efficient and effective algorithm for lossy image compression using wavelet techniques. So the proposed algorithm is developed to compress the image in a time-efficient manner. The results obtained concerning the reconstructed image quality as well as preservation of significant image details are promising. There is a reduction in encoding time with little degradation in image quality compared to existing methods.

#### VII. REFERENCES

[1] P Raviraj and M.Y. Sanavullah,( Apr-Jun, 2007) “ The modified 2D-Haar Wavelet Transformation in image compression ” Middle East Journal of Scientific Research, Vol: 2 , Issue: 2,pp 73-78,ISSN 1990-9233.  
[2] Nai-Xiang Lian,Vitali Zagorodnov, and yap-Peng Tan,( 2006) “Error inhomogeneity of wavelet image compression” IEEE 1597-1600. ISSN 1522-4880.  
[3] G. K. Kharate, A. A. Ghatol and P.P. Rege, (July 2005) “Image Compression Using Wavelet Packet Tree”, ICGST-GVIP Journal, Volume Issue (7).  
[4] Rudra Pratap, , (2003) “ Getting Started with MATLAB” A quick introduction for Scientists and Engineers, Oxford, ISBN-0-19-515014-7.  
[5] Rafael C. Gonzalez and Richard E. Woods, (2002) “Digital Image Processing”, 2nd Edition, Pearson Education, ISBN-81-7808-629-8, [6] David F. Walnut, “Wavelet Analysis”, Birkhauser,2002, ISBN-0-8176-3962-4.

[7] Sonja Grgic, mislav Grgic, and Branka Zovko-cihlar, , (June 2001) "Analysis of inage compression using Wavelets" IEEE Transaction on industrial electronics Vol:48,no.3.

[8] Lihong Huang Herman (January 2001). "Image Compression using the Haar wavelet transform".plenum press.IJCSIS vol.9 No.1,ISSN 1947-5500 .

[9] Martin Vetterl,"Wavelets,Approximation and Compression" (2001) IEEE Signal Processing Magazine,Research Journal Computer Science full Vol.9 No.11, ,IJCSIS ,pp 127-133.

### Observations Table


S.No	Image	Original Size	Compressed Size	MSE	PSNR
1	Sainath.jpg	5.46 kb	5.13 kb	107.7835	27.8053
2	Raj.jpg	5.47 kb	5.21 kb	172.6921	25.7581

## VIII. RESULTS

### CASE - I



a) Original Image



b) Decomposed Image




c) Reconstructed Image

### CASE - II



a) Original Image



b) Decomposed Image



c) Reconstructed Image



This academic article was published by The International Institute for Science, Technology and Education (IISTE). The IISTE is a pioneer in the Open Access Publishing service based in the U.S. and Europe. The aim of the institute is Accelerating Global Knowledge Sharing.

More information about the publisher can be found in the IISTE's homepage:

<http://www.iiste.org>

The IISTE is currently hosting more than 30 peer-reviewed academic journals and collaborating with academic institutions around the world. **Prospective authors of IISTE journals can find the submission instruction on the following page:**

<http://www.iiste.org/Journals/>

The IISTE editorial team promises to review and publish all the qualified submissions in a fast manner. All the journals articles are available online to the readers all over the world without financial, legal, or technical barriers other than those inseparable from gaining access to the internet itself. Printed version of the journals is also available upon request of readers and authors.

### **IISTE Knowledge Sharing Partners**

EBSCO, Index Copernicus, Ulrich's Periodicals Directory, JournalTOCS, PKP Open Archives Harvester, Bielefeld Academic Search Engine, Elektronische Zeitschriftenbibliothek EZB, Open J-Gate, OCLC WorldCat, Universe Digital Library, NewJour, Google Scholar

