

2012

# Status of Cataloging Assessment : A National Survey

Mei Ling Chow

Montclair State University, [chowm@montclair.edu](mailto:chowm@montclair.edu)

Melissa De Fino

Rutgers University, [mdefino@libraries.rutgers.edu](mailto:mdefino@libraries.rutgers.edu)

Jian Wang

Stockton University, [jianrong.wang@stockton.edu](mailto:jianrong.wang@stockton.edu)

Follow this and additional works at: <https://digitalcommons.montclair.edu/spraguelib-facpubs>



Part of the [Library and Information Science Commons](#)

---

## MSU Digital Commons Citation

Chow, Mei Ling; De Fino, Melissa; and Wang, Jian, "Status of Cataloging Assessment : A National Survey" (2012). *Sprague Library Scholarship and Creative Works*. 22.

<https://digitalcommons.montclair.edu/spraguelib-facpubs/22>

This Poster is brought to you for free and open access by the Sprague Library at Montclair State University Digital Commons. It has been accepted for inclusion in Sprague Library Scholarship and Creative Works by an authorized administrator of Montclair State University Digital Commons. For more information, please contact [digitalcommons@montclair.edu](mailto:digitalcommons@montclair.edu).



# STATUS OF CATALOGING ASSESSMENT: A NATIONAL SURVEY

MEI LING CHOW · MELISSA DE FINO · JIANRONG WANG

## INTRODUCTION

In the winter of 2012, the VALE Bibliographic Control and Metadata Committee (BCMC) conducted a survey on the national cataloging listserv AUTOCAT on the assessment practices of cataloging departments. One hundred and twenty three libraries responded to the survey. This poster illustrates the survey results and concludes that most institutions are collecting data on cataloging efficiency and quality, but few are assessing the impact of cataloging on institutional success and overall user experience. To better demonstrate the value of cataloging, assessment practices need to shift from measuring production of catalogers and quality of individual MARC fields to measuring impact on the user and the success of the overall institution. Assessment must show that **Quality Cataloging = Quality Discovery**.

## DEMOGRAPHICS

### Library Type

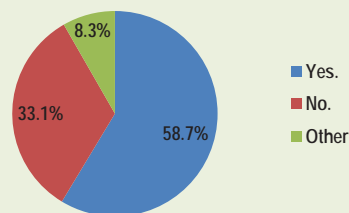
Academic Libraries: 77.9%  
Public Libraries: 13.5%

### Full Time Professional Catalogers

0: 6.4%  
1: 43.6%  
2-5: 38.2%

## RESULTS

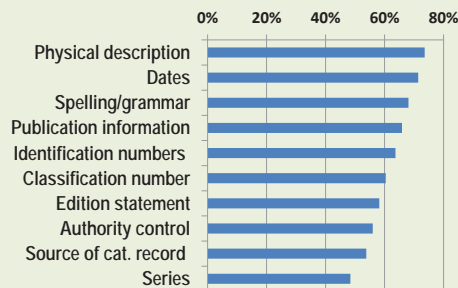
### Percentage of cataloging departments that perform assessment



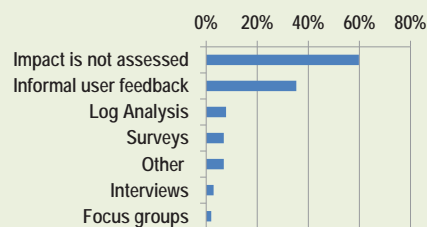
### Areas that cataloging departments measure:

Productivity (76.3%)  
Quality (57.7%)  
Impact on Users and Institutional Success (16.5%)

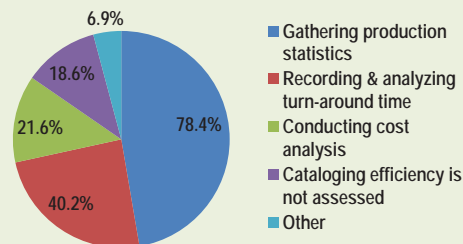
### Top ten elements considered for evaluating bibliographic record quality



### Methods used to assess impact of cataloging on institution and users



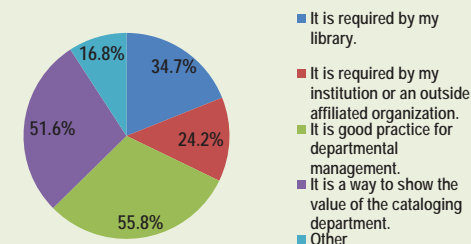
### Methods or instruments used to assess cataloging efficiency



### Methods used to assess quality

Methods	Response
Supervisor review	45.2%
User feedback	41.3%
We do not assess quality	31.7%
Determining error rates & analyzing errors	30.8%
Other	13.5%

### Reasons for conducting assessment



## FINDINGS

- Most cataloging departments perform assessment. Productivity and quality are assessed most.
- Very few cataloging departments assess the impact of cataloging, which is needed to demonstrate the value and contribution of cataloging to the institution's success and users' experience.
- The overwhelming majority of the respondents measure efficiency by gathering production statistics.
- Most quality assessment is done by supervisor review and user feedback.