

Washington University in St. Louis

Washington University Open Scholarship

All Computer Science and Engineering
Research

Computer Science and Engineering

Report Number: WUCS-90-04

1990-01-01

Queueing Analysis of Buffered Switching Networks

Jonathan Turner

This paper provides a method of analyzing the queueing behavior of switching networks constructed from switches that employ shared buffering or parallel bypass input buffering. It extends that queuing models first introduced by Jenq and later generalized by Szymanski and Shaikh to handle these classes of networks. Our analysis explicitly models the state of an entire switch and infers information about the distribution of packets associated with particular inputs or outputs when needed. Earlier analyses of networks constructed from switches using input buffering attempt to infer the state of a switch from the states of individual buffers and cannot...
[Read complete abstract on page 2.](#)

Follow this and additional works at: https://openscholarship.wustl.edu/cse_research

Recommended Citation

Turner, Jonathan, "Queueing Analysis of Buffered Switching Networks" Report Number: WUCS-90-04 (1990). *All Computer Science and Engineering Research*.
https://openscholarship.wustl.edu/cse_research/679

Department of Computer Science & Engineering - Washington University in St. Louis
Campus Box 1045 - St. Louis, MO - 63130 - ph: (314) 935-6160.

Queueing Analysis of Buffered Switching Networks

Jonathan Turner

Complete Abstract:

This paper provides a method of analyzing the queueing behavior of switching networks constructed from switches that employ shared buffering or parallel bypass input buffering. It extends that queueing models first introduced by Jenq and later generalized by Szymanski and Shaikh to handle these classes of networks. Our analysis explicitly models the state of an entire switch and infers information about the distribution of packets associated with particular inputs or outputs when needed. Earlier analyses of networks constructed from switches using input buffering attempt to infer the state of a switch from the states of individual buffers and cannot be directly applied to the networks of interest here. Moreover the assumption of independence among the buffers in a given switch can lead to substantial inaccuracies of independence among the buffers in a given switch can lead to substantial inaccuracies in some cases, as has been observed by Szymanski and Shaikh. Our approach can also be applied to previously studied systems and yields more accurate results.

QUEUEING ANALYSIS OF BUFFERED SWITCHING NETWORKS

Jonathan S. Turner

WUCS-90-04

Department of Computer Science
Washington University
Campus Box 1045
One Brookings Drive
Saint Louis, MO 63130-4899

Abstract

This paper provides a method of analyzing the queueing behavior of switching networks constructed from switches that employ shared buffering or parallel bypass input buffering. It extends the queueing models first introduced by Jenq and later generalized by Szymanski and Shaikh to handle these classes of networks. Our analysis explicitly models the state of an entire switch and infers information about the distribution of packets associated with particular inputs or outputs when needed. Earlier analyses of networks constructed from switches using input buffering attempt to infer the state of a switch from the states of individual buffers and cannot be directly applied to the networks of interest here. Moreover, the assumption of independence among the buffers in a given switch can lead to substantial inaccuracies in some cases, as has been observed by Szymanski and Shaikh. Our approach can also be applied to previously studied systems and yields more accurate results.

This work was supported by the National Science Foundation (grant DCI8600947), Bell Communications Research, Bell Northern Research, Italtel SIT and NEC.

QUEUEING ANALYSIS OF BUFFERED SWITCHING NETWORKS

Jonathan S. Turner

1. Introduction

In a widely cited paper [3], Jenq describes a method for analyzing the queueing behavior of binary banyan networks with a single buffer at each switch input. The method, while not yielding closed form solutions, does permit the efficient computation of the delay and throughput characteristics of a switch. A key element of the analysis is the inference of the state of a single switch from the state of its two buffers, based on the assumption that the states of the two buffers are independent. This independence assumption is not valid but does not yield gross inaccuracies in the systems that Jenq studied.

Recently, Szymanski and Shaikh [5] have extended Jenq's method to switching systems constructed from switches with an arbitrary number of inputs and an arbitrary number of buffer slots. They have also applied it to systems with different buffering techniques. While these extensions are useful, it turns out that for many specific choices of system parameters, the independence assumption mentioned above leads to significant inaccuracies.

We extend the previous work to cover switching systems in which the buffer slots in a switch are shared among all the inputs and outputs, rather than being dedicated to either particular inputs or particular outputs. Such systems require an analysis which explicitly models the state of the entire switch rather than the states of individual input or output queues, from which one infers the state of the switch. We can also apply our method to systems using parallel bypass input buffering, a class of systems that cannot be analyzed directly using the previous methods. Our technique can also be applied to the systems studied previously, yielding more accurate results.

In section 2, we review the previous results for switching systems with input buffering, in order to motivate the key issues involved in their analysis. In section 3, we show how to analyze a switching system with shared buffering and present a variety of performance curves characterizing such systems. In section 4, we show how our methods can be extended to switching systems with input buffering, including systems supporting bypass queueing. Finally, in section 5, we provide numerical comparisons of the different buffering techniques, describe our computational experience and suggest some possible extensions to our work.

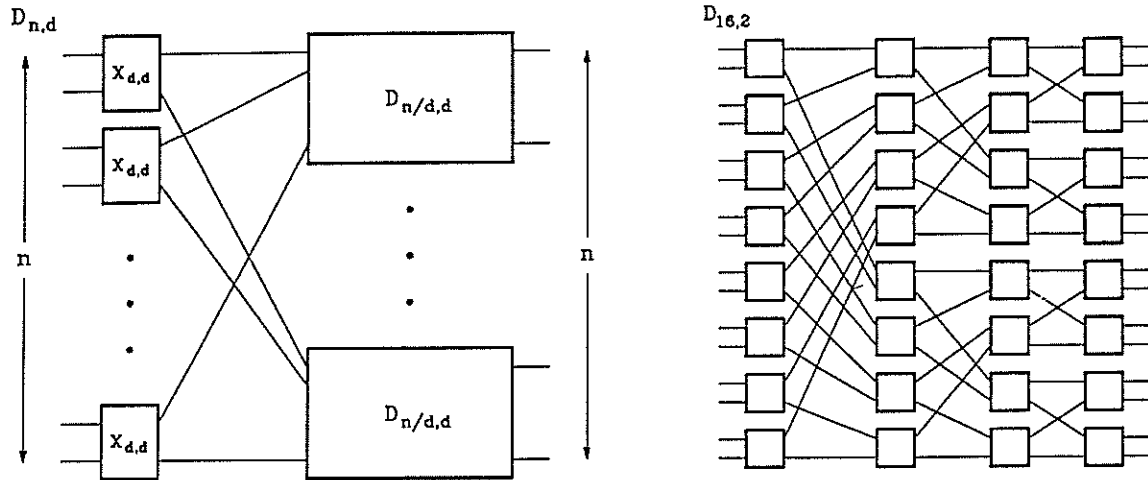


Figure 1: Recursive Definition of a Delta Network

2. Approximate Analysis of Networks with Input Buffering

Figure 1 shows the recursive construction of a delta network $D_{n,d}$ with n inputs and outputs, constructed from d -port switches. Such networks provide a single path between any inputs and outputs, and have $\log_d n$ stages of switching. The delta network is topologically equivalent to such networks as the banyan and omega networks. The results we describe here are equally applicable to any of these networks. Delta networks are often constructed from switches that contain buffering for a small number of packets, with flow control between successive switches to ensure that the buffers do not overflow. Figure 2 shows the structure of a typical switch in which each switch input has a buffer with a capacity of β packets.

Typically these systems are operated in a time-slotted fashion, with fixed length packets progressing from stage to stage in a synchronous fashion. Consequently, we can think of the system as operating in two phases. In the first phase, flow control information passes through the network from right to left. In the second phase, packets flow from left to right, in accordance with the flow control information. A switch input will allow its predecessor to send it a packet if it has an empty buffer slot currently or if one of the packets in its buffer will leave during the second phase of the current cycle. This is called *global flow control*, since the flow control decision at a switch potentially depends on all of its successors in the network. *Local flow control* is also possible; in this form, a switch input allows its predecessor to send a packet only if its buffer has an empty slot. While local flow control doesn't make as effective use of a switch's buffers, it is more straightforward to implement, particularly in high speed systems where the propagation time required for global flow control can lead to unacceptable overheads.

One way to analyze the queueing behavior of a buffered delta network is to explicitly model the state of single input buffer by a discrete time birth-death process and then model the state of an entire switch by assuming that the states of its various input buffers are independent. This technique is described in [5]. We briefly review it here for completeness.

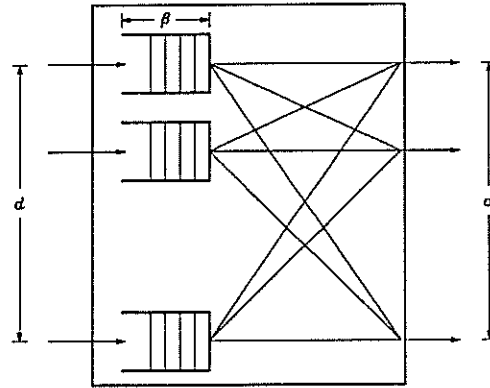
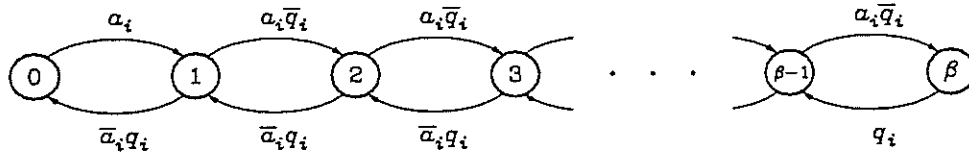


Figure 2: Switch with Fifo Input Buffer

Let $\pi_i(j)$ be the steady state probability that an input buffer in stage i of the network (stages are numbered from left to right starting with 1) contains exactly j packets, where $0 \leq j \leq \beta$. Let a_i be the probability that a packet is available to enter a stage i buffer and let q_i be the probability that the packet at the front of a stage i buffer can leave during a given cycle. With these definitions, the transition rates for the stage i buffer are as shown below.



Here, $\bar{a}_i = 1 - a_i$ and $\bar{q}_i = 1 - q_i$. The reasoning is straightforward. If the queue contains j packets where $0 < j < \beta$, then the probability that during the next cycle the queue contains $j + 1$ packets is just the probability that a new packet is available to enter the queue and the packet at the head of the queue does not leave; this is $a_i \bar{q}_i$, assuming that arrivals and departures are independent of one another. Similarly, the probability that during the next cycle the queue contains $j - 1$ packets is just the probability that no new packet is available to enter the queue and the packet at the head of the queue does leave; that is, $\bar{a}_i q_i$.

If we knew a_i and q_i then, we could easily compute the state probabilities $\pi_i(j)$. The trouble of course is that a_i and q_i depend on the state probabilities of the buffers in the neighboring switch elements. This leads to an iterative computational method in which we assign arbitrary initial values to the state probabilities, then compute a_i and q_i for all i , use these values together with the balance equations for the Markov chain to compute new state probabilities, and so forth.

We calculate a_i using the following equation

$$a_i = 1 - (1 - \bar{\pi}_{i-1}(0)/d)^d$$

The reasoning is that a packet is available to enter a particular input buffer of a stage i switch if at least one of the d buffers in the predecessor is non-empty and has a first packet

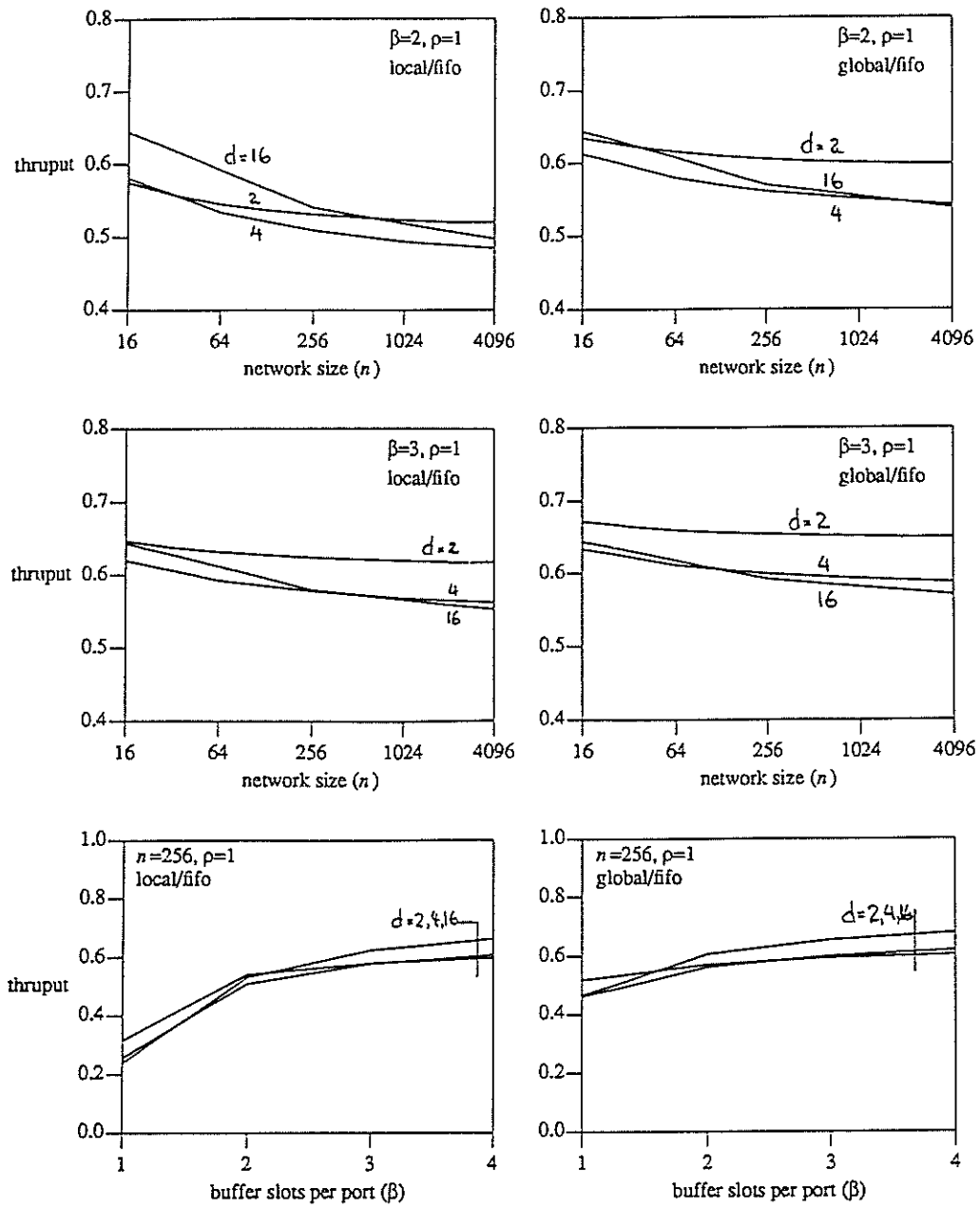


Figure 3: Approximate Throughput of Networks with Fifo Input Buffering

for the particular stage i switch of interest. Note that the states of the predecessor's d buffers are assumed to be independent.

Define b_i to be the probability that a successor of a stage i switch can accept a packet. Then,

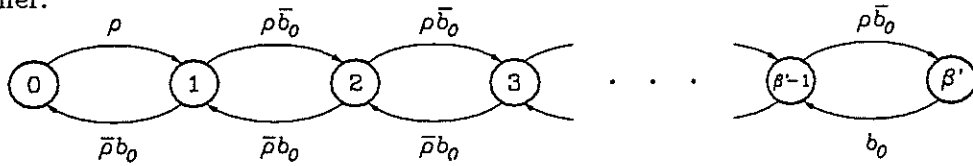
$$b_i = \begin{cases} 1 - \pi_{i+1}(\beta)\bar{q}_{i+1} & \text{for global flow control} \\ \bar{\pi}_{i+1}(\beta) & \text{for local flow control} \end{cases}$$

and

$$\begin{aligned} q_i &= b_i \sum_{j=0}^{d-1} \frac{1}{j+1} \binom{d-1}{j} (\bar{\pi}_i(0)/d)^j (1 - \bar{\pi}_i(0)/d)^{(d-1)-j} \\ &= b_i \frac{1}{\bar{\pi}_i(0)} \sum_{j=1}^d \binom{d}{j} (\bar{\pi}_i(0)/d)^j (1 - \bar{\pi}_i(0)/d)^{d-j} \\ &= \frac{b_i}{\bar{\pi}_i(0)} (1 - (1 - \bar{\pi}_i(0)/d)^d) = b_i a_{i+1} / \bar{\pi}_i(0) \end{aligned}$$

The first equality above is based on the observation that the first packet in a stage i buffer can leave if the successor it is destined for can accept it and it wins any contention that may occur between it and the other input buffers in the same switch. There are $d-1$ other input buffers that might contend with it, the probability that any one does contend is $\bar{\pi}_i(0)/d$, and the probability that the given input buffer wins, when it has to contend with j others is $1/(j+1)$.

In realistic systems, each input to the network is supplied with a buffer that is typically much larger than those in the switches. We can model such a buffer using the Markov chain shown below, where β' is the number of buffer slots, b_0 is the probability that a stage 1 switch can accept a packet offered to it (computed according to the equation for b_i given above) and ρ is the offered load, that is the probability that a packet is available to enter the buffer.



Finally, we note that a_1 is computed not according to the general equation given above but is equal to the probability that the input buffer is nonempty; also, we assume that the output of the network can always accept a packet meaning that $b_k = 1$, where $k = \log_d n$.

The performance curves shown in Figure 3 were computed with this method. The top four curves show the maximum obtainable throughput as a function of switch size for networks with switches of different sizes and varying amounts of buffering. The bottom two curves show the effect of varying the amount of buffering for switches with 256 inputs. The curves on the left show the throughput in the case of local flow control and those on the right are for global flow control. It's interesting to note that the networks constructed from larger switches have lower throughput when n is large. This is caused by head-of-line blocking effects that affect the larger switches more severely and because the smaller number of stages in these networks means that the total buffering available is smaller.

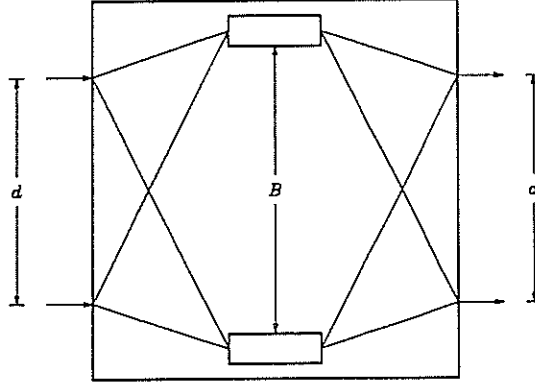


Figure 4: Switch with Shared Buffering

3. Analysis of Networks with Shared Buffering

It's well known that switching networks in which buffers are shared among the inputs can yield better performance than those in which buffers are dedicated either to inputs or outputs. Figure 4 shows a switch in which packets arriving at any of d inputs are placed in available buffer slots from a pool containing B slots. Packets are routed from the shared buffer to the appropriate outputs. An implementation of such a switch would require a $d \times B$ crossbar to distribute arriving packets to buffers and a separate $B \times d$ crossbar to route packets from buffers to outputs.

As in the input buffered switch, one can use either local or global flow control, but we analyze only the case of local flow control. There are two additional possibilities for implementing local flow control which we refer to as the *grant* and *acknowledgement* methods. In the grant method of flow control, a switch with x empty buffer slots, grants permission to send a packet to $\min\{x, d\}$ of its upstream neighbors at the start of an operation cycle of the switch. If $x < d$, we assume that x predecessors are chosen at random. In the acknowledgement method of flow control, all predecessors with packets to send are permitted to send them. The receiving switch stores as many as it can in its buffer and acknowledges their receipt by means of a control signal. Unacknowledged packets are retransmitted during a subsequent cycle. The acknowledgement method requires that the predecessors hold a copy of a packet pending an acknowledgement, but allow better buffer utilization overall.

We first analyze a network using the grant method of flow control. We model each switch as a $B + 1$ state Markov chain. We let $\pi_i(s)$ be the steady state probability that a stage i switch contains exactly s packets and we let $\lambda(s_1, s_2)$ be the probability that a switch with s_1 packets during a given cycle contains s_2 packets in the subsequent cycle.

Let $p_i(j, s)$ be the probability that j packets enter a stage i switch that has s packets in its buffer and let $q_i(j, s)$ be the probability that j packets leave a stage i switch that has s packets in its buffer. Then

$$\lambda_i(s_1, s_2) = \sum_{\max\{0, s_2 - s_1\} \leq h \leq d} p_i(h, s_1) q_i(h - (s_2 - s_1), s_1)$$

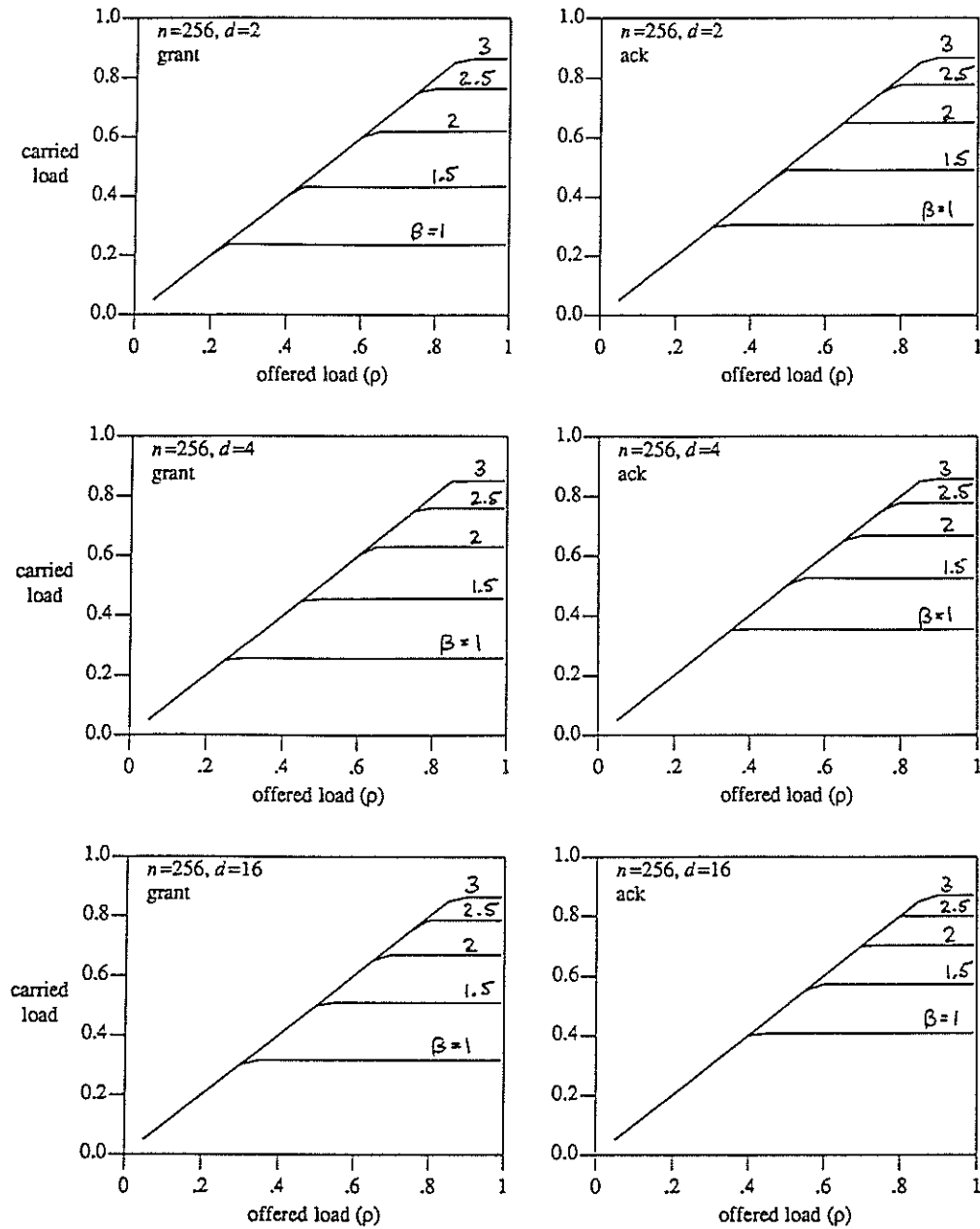


Figure 5: Carried Load Curves for Networks with Shared Buffering

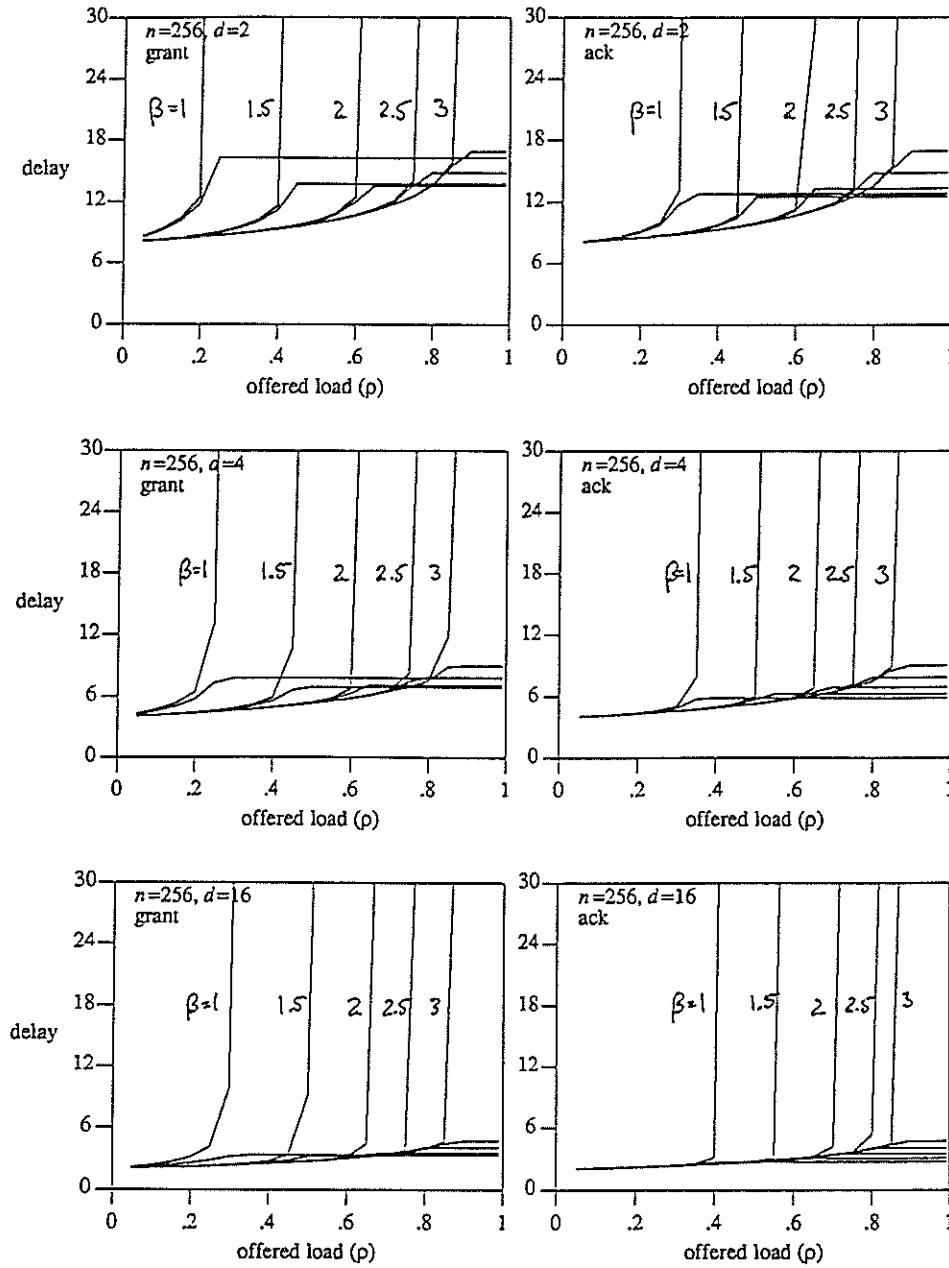


Figure 6: Delay Curves for Networks with Shared Buffering

Let a_i be the probability that any given predecessor of a stage i switch has a packet for it. Then if we let $m = \min \{d, B - s\}$,

$$p_i(j, s) = \binom{m}{j} a_i^j (1 - a_i)^{m-j}$$

$$a_i = \sum_{0 \leq j \leq B} \pi_{i-1}(j) \left[1 - (1 - 1/d)^j\right]$$

Let b_i be the probability that a successor of a stage i switch provides a grant and let $Y_d(r, s)$ be the probability that a switch that contains s packets, contains packets for exactly r distinct outputs. Then

$$q_i(j, s) = \sum_{j \leq r \leq \min\{d, s\}} Y_d(r, s) \binom{r}{j} b_i^j (1 - b_i)^{r-j}$$

$$b_i = \sum_{0 \leq h \leq B-d} \pi_{i+1}(h) + \sum_{0 \leq h \leq d-1} \pi_{i+1}(B-h) h/d$$

Y is easily calculated, assuming all distributions of s packets to the d outputs are equally likely. This is just a classical distribution problem. For the purposes of calculation, the following recurrence is all we require.

$$Y_d(r, s) = \begin{cases} 1 & \text{if } s = r = 0 \\ 0 & \text{if } (s > 0 \text{ and } r = 0) \text{ or } s < r \\ \frac{r}{d} Y_d(r, s-1) + \frac{d-(r-1)}{d} Y_d(r-1, s-1) & \text{if } 0 < r \leq s \end{cases}$$

Note that $Y_d(r, s)$ is independent of the stage of the switch in the network. For computational purposes, it is most convenient to merely precompute a table with the values of Y required; the above recurrence is ideal for this purpose. As in the earlier analysis, we compute performance parameters by assuming a set of initial values for $\pi_i(j)$, then use these and the equations given above to compute $\lambda_i(s_1, s_2)$. These, together with the balance equations for the Markov chain are used to obtain new values of $\pi_i(j)$ and then we iterate until we obtain convergence.

Most of the above analysis carries over to networks that use the acknowledgement method of flow control. The only changes required are in the equations for $p_i(j, s)$ and b_i . In particular, we have

$$p_i(j, s) = \begin{cases} 0 & \text{if } B - s < j \\ \binom{d}{j} a_i^j (1 - a_i)^{d-j} & \text{if } B - s > j \\ \sum_{j \leq h \leq d} \binom{d}{h} a_i^h (1 - a_i)^{d-h} & \text{if } B - s \geq j \end{cases}$$

and

$$b_i = \sum_{0 \leq h \leq B-d} \pi_{i+1}(h) + \sum_{1 \leq h \leq d-1} \pi_{i+1}(B-h) \left[+ \sum_{0 \leq r \leq h-1} \binom{d-1}{r} a_{i+1}^r (1 - a_{i+1})^{(d-1)-r} \right. \\ \left. + \sum_{h \leq r \leq d-1} \binom{d-1}{r} a_{i+1}^r (1 - a_{i+1})^{(d-1)-r} h/(r+1) \right]$$

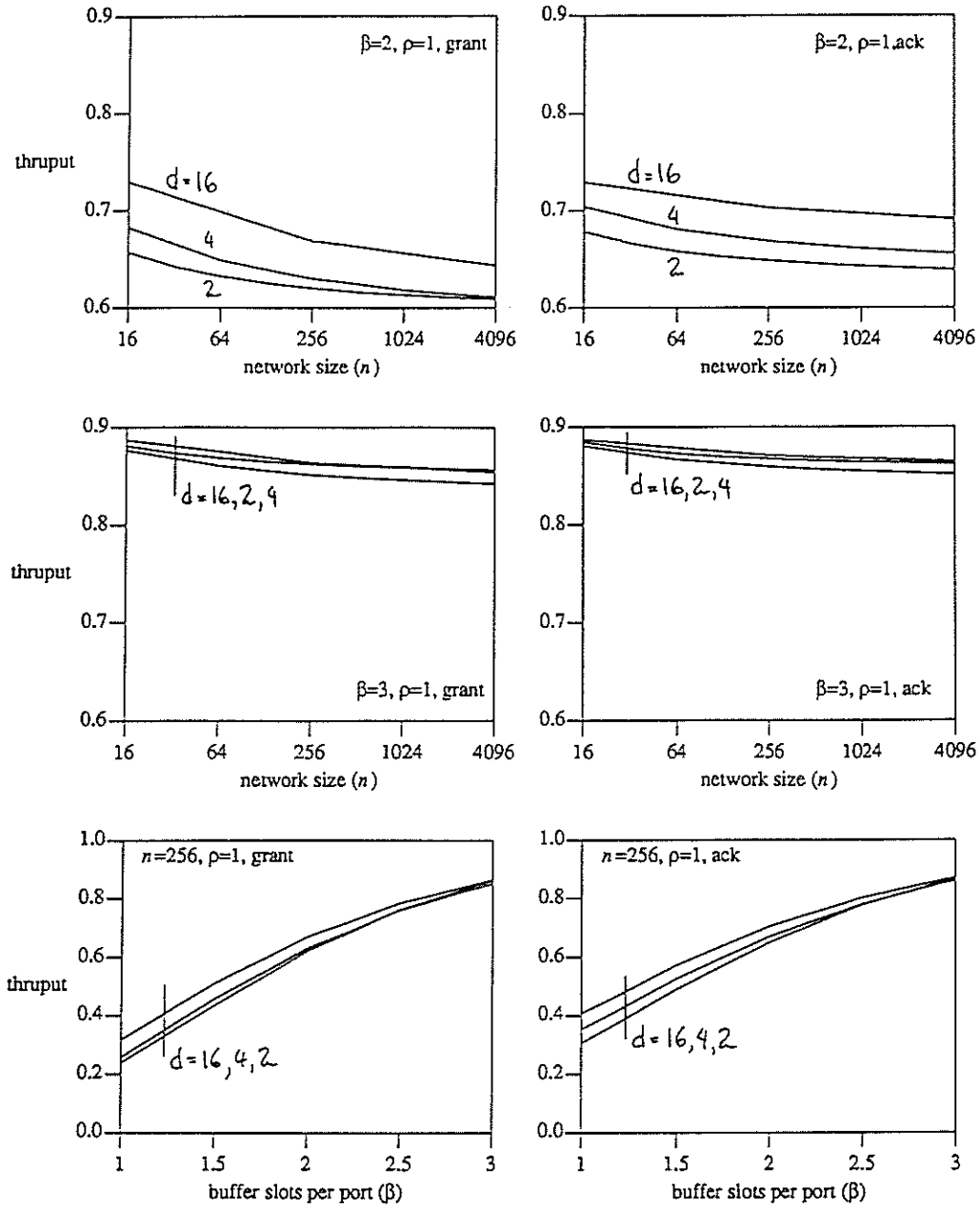


Figure 7: Throughput Curves for Networks with Shared Buffering

Figure 5 shows curves of offered load vs. carried load for networks with 256 inputs and outputs, varying switch and buffer dimensions. In the plots $\beta = B/d$ is the number of buffer slots per switch input. We note that for shared buffer networks, large switches usually perform just slightly better than small ones with the same values of β . The advantage of the acknowledgement method of flow control is most pronounced when the number of buffer slots is limited, although one would expect a greater benefit in the presence of unbalanced traffic patterns. Also, we note that throughputs of 80% or more can be obtained.

Figure 6 shows curves of average delay. The curves that become constant for large load give the delay through the network itself. The curves that rise steeply for large loads include the delay through the input buffer in addition to the network delay. We note that for offered loads below the maximum capacity of a given network the total delay is generally between 1 and 2 times the number of stages in the network, yielding an advantage for networks with large switches. We also note that the maximum network delay for a given configuration is generally smallest for $\beta = 1.5$ or 2. This is a little surprising at first glance but of no great practical import as the total delay is the more important performance measure.

Figure 7 gives maximum throughput curves for networks with shared buffering of varying size and buffer capacities. As before, we note reduced throughput with larger switch sizes. However, for $\beta = 3$, we obtain throughputs over 80% even for the largest networks.

4. Improved Analysis of Networks with Input Buffering

We now return to the study of networks comprising switches using input buffering. In addition to switches that use fifo buffers, we are interested in switches that use *bypass buffering* to avoid the head-of-line blocking effects that limit the performance of systems with fifo buffering. Two types of bypass buffering are possible. In *serial bypass*, the first packets in a switch's input buffers first contend for outputs, then the losing input buffers with a second packet are allowed to contend a second time, those that lose in the second round and have a third packet are allowed to contend a third time, and so forth. In *parallel bypass*, all packets in a switch contend in a single round with the winners proceeding to the outputs. This allows more than one packet from a given input to proceed during a single cycle, allowing potentially higher performance. In high speed systems, parallel bypass is actually somewhat easier to implement, as one does not have the overhead of multiple contention rounds. For this reason and because it is more straightforward to analyze, we concentrate here on parallel bypass.

The analysis of a network with parallel bypass input buffering is similar to that for a network with shared buffers using the grant method of flow control. In particular, we need only alter the equations for b_i and $p_i(j, s)$. Let $X_d^\beta(j, s)$ be the probability that a given input buffer has j packets given that the switch contains s . Then,

$$b_i = \sum_{0 \leq s \leq B} \pi_{i+1}(s)(1 - X_d^\beta(\beta, s))$$

Next, let $W_d^\beta(r, s)$ be the probability that exactly r input buffers are not full given that a switch contains exactly s packets. Then,

$$p_i(j, s) = \sum_{j \leq r \leq d} W_d^\beta(r, s) \binom{r}{j} a_i^j (1 - a_i)^{r-j}$$

X and W are easily computed, assuming that when the switch contains s packets, all distributions of those packets among the input buffers are equally likely. Let $z_d^\beta(s)$ be the number of ways to distribute s distinct objects (packets) among d distinct containers (input buffers), under the restriction that each container may contain at most β objects. Also, let $x_d^\beta(r, s)$ be the number of ways to distribute s objects among d containers of capacity β , so that a particular container receives exactly r objects. Then

$$X_d^\beta(r, s) = x_d^\beta(r, s) / z_d^\beta(s)$$

Similarly, if $w_d^\beta(r, s)$ is the number of distributions that leave exactly r containers with fewer than β objects, then

$$W_d^\beta(r, s) = w_d^\beta(r, s) / z_d^\beta(s)$$

We compute z , x and w as follows,

$$\begin{aligned} z_d^\beta(s) &= \begin{cases} 1 & \text{if } s = 0 \\ 0 & \text{if } s > d\beta \\ \sum_{0 \leq i \leq \min\{\beta, s\}} \binom{s}{i} z_{d-1}^\beta(s-i) & \text{if } 0 < s \leq d\beta \end{cases} \\ x_d^\beta(r, s) &= \binom{s}{r} z_{d-1}^\beta(s-r) \\ w_d^\beta(r, s) &= \binom{d}{r} \binom{s}{(d-r)\beta} z_r^{\beta-1}(s - (d-r)\beta) z_{d-r}^\beta((d-r)\beta) \end{aligned}$$

Using these equations, it is straightforward to compute tables containing the requisite values of X and W .

We now return to the case of an input buffered network with fifo buffers. Most of the analysis for bypass input buffering carries over to this case. The two equations requiring modification are those for a_i and $q_i(j, s)$. Let $Y_d^\beta(r, s)$ be the probability that exactly r input buffers contain at least one packet, given that the switch contains s packets. Then,

$$\begin{aligned} a_i &= \sum_{0 \leq s \leq \mathcal{B}} \pi_{i-1}(s) \sum_{0 \leq r \leq \min\{d, s\}} Y_d^\beta(r, s) (1 - (1 - 1/d)^r) \\ q_i(j, s) &= \sum_{j \leq h \leq \min\{d, s\}} Y_d^\beta(h, s) \sum_{j \leq r \leq h} Y_d(r, h) \binom{r}{j} b_i^j (1 - b_i)^{r-j} \end{aligned}$$

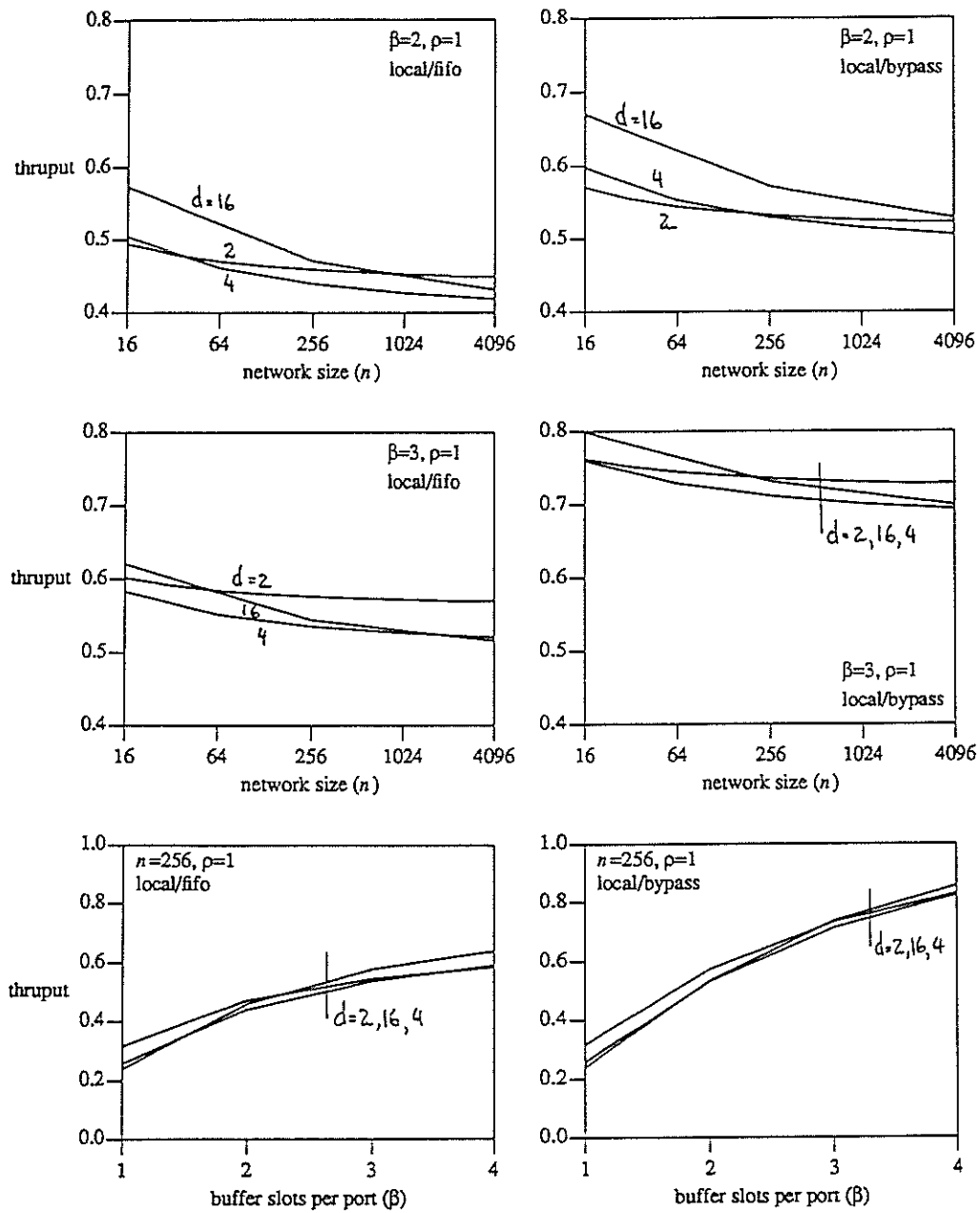


Figure 8: Throughput Curves for Networks with Input Buffering

If we let $y_d^\beta(r, s)$ be the number of ways to distribute s objects among d containers so that exactly r containers receive one or more objects, then

$$Y_d^\beta(r, s) = y_d^\beta(r, s) / z_d^\beta(s)$$

$$y_d^\beta(r, s) = \begin{cases} 1 & \text{if } r = s = 0 \\ 0 & \text{if } s < r \text{ or } d < r \text{ or } d\beta < s \text{ or } r = 0 < s \\ y_{d-1}^\beta(r, s) + \sum_{1 \leq i \leq \min\{\beta, s-(r-1)\}} \binom{s}{i} y_{d-1}^\beta(r-1, s-i) & \text{if } 0 < r \leq s \leq d\beta \text{ and } r \leq d \end{cases}$$

Figure 8 gives curves of maximum throughput for networks comprising switches with both fifo and parallel bypass input buffering, of varying size and buffer capacity. We note that bypass buffering gives a very substantial improvement over fifo buffering and that larger buffers yield a greater improvement in the case of bypass buffering. It's also worthwhile to note the differences between the curves on the left side of Figure 8 to the corresponding curves on the left side of Figure 3 that were obtained using the more approximate method of analysis. The two correspond closely only when $\beta = 1$. In all other cases, the earlier analysis is too optimistic, and in some cases by a substantial margin.

5. Conclusions

Figure 9 compares the maximum throughput obtained with the various buffering methods and networks of varying size, switch dimension and buffer capacity. We show curves for shared buffering using both the grant and acknowledgement methods of flow control. We show curves for input buffering using local flow control, bypass queueing and fifo queueing using both the earlier method of analysis and our method. We note that shared buffer switches offer clearly superior performance for a given amount of buffering, but bypass input buffering performs impressively as well. Fifo input buffering when analyzed precisely, performs rather poorly in comparison to the other methods, but may be acceptable in certain applications. Interestingly, variation in switch size yields only small changes in maximum throughput for networks with the same values of β , but the reduction in the number of stages obtained with larger switches yields a significant economy in implementation, as well as lower delays. We note that the acknowledgement method of flow control yields only modest improvements over the grant method when we have uniform random traffic with Bernoulli arrivals. We would expect a greater difference in the face of non-uniform bursty traffic, but cannot confirm that expectation at this time.

Our computational experience is quite favorable. In collecting the data for all the curves shown in this paper, we computed approximately 900 data points and used a total of 40 hours of CPU time on a Sun Sparcstation I, with 16 Mbytes of memory, yielding an average of about 2.67 minutes per data point. The program required to compute the results for input fifo buffering consists of about 8 pages of C++ code. The memory requirements for this program are under 3 Mbytes when dimensioned for networks with up to 12 stages, switches with up to 32 inputs and a total of up to 100 buffer slots. The other programs are a little

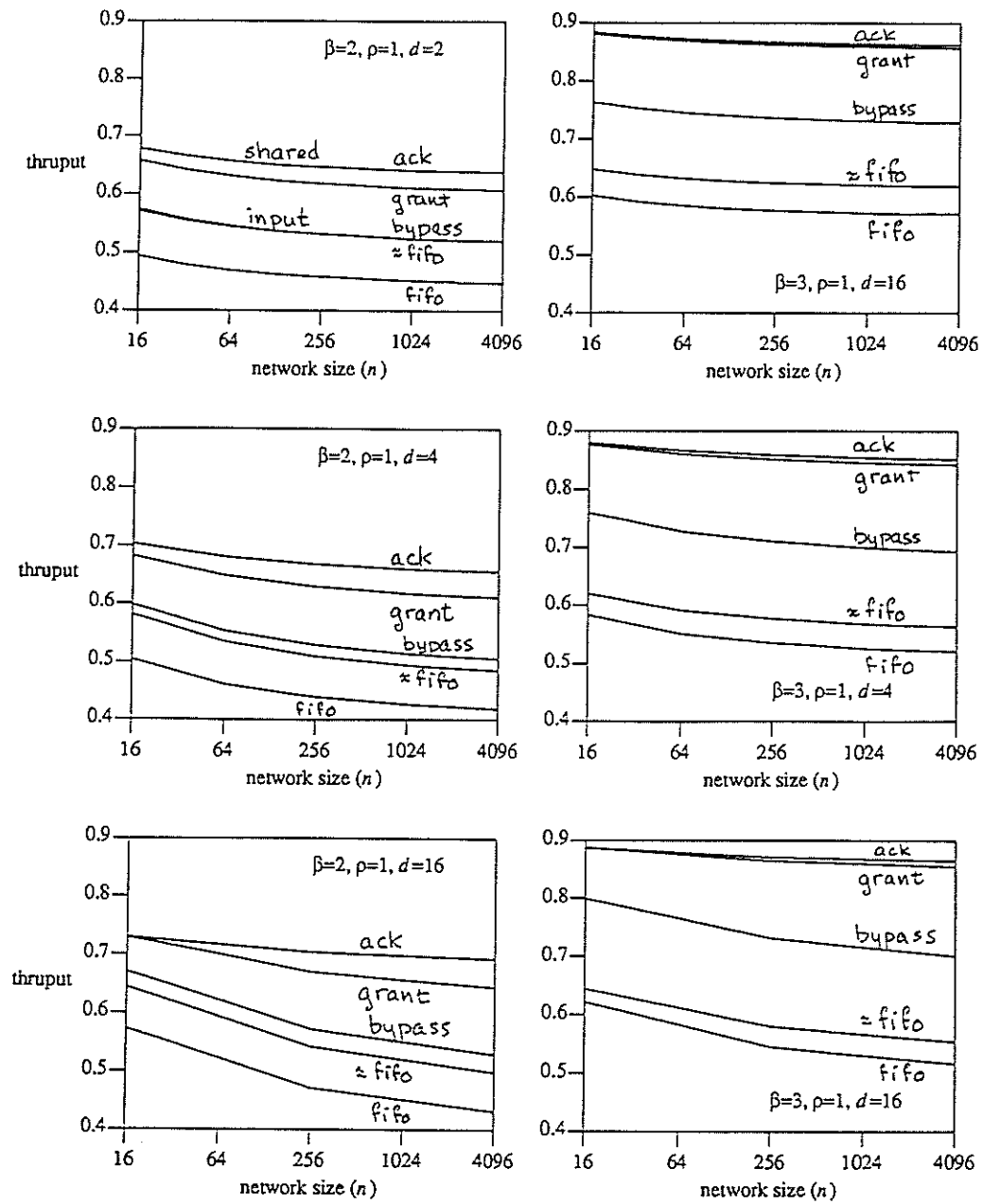


Figure 9: Comparison of Buffering Methods

smaller in both code and memory usage. The switch dimension and buffer capacity both have a strong influence on the running time and memory requirements. We have computed results for switches with $d = 32$ and $\beta = 3$, but this is about as far as one can reasonably push the method with typical workstations. Fortunately, this covers the cases of greatest interest, as larger switches are difficult to implement. Also, the relative insensitivity of the results on switch dimension allows one to extrapolate to networks of larger switches with a good deal of confidence. We note that, the analysis also supports computation of delay distributions, and packet loss rates in addition to average delay and throughput.

In summary then, we have presented a method of analyzing the performance of buffered switching networks that extends earlier work to apply to switching systems with shared buffering and bypass input queueing. In addition, our approach yields a more precise analysis of systems using fifo input queueing. We have also presented numerical results demonstrating the applicability of the technique and in order to gain insight to the relative performance of different buffering methods.

There are a variety of directions in which this work can be extended. One obvious one is the application of our approach to yield a precise analysis of networks using switches with output buffering. Our work on parallel bypass input buffering has prompted us to observe that the difference commonly noted between input buffering and output buffering may be less significant than commonly assumed. What most authors overlook is that in a switch with output buffering the internal crossbar or bus required to provide access to the outputs requires greater capacity than the crossbar required in a switch using fifo input buffering. If one equalizes the crossbar capacities in the two cases (which is essentially the effect of using parallel bypass input buffering), the differences are significantly reduced and may become negligible. This suggests that the position of the buffers is not the real issue. Rather it is the capacity of the crossbar that makes the difference.

Another interesting problem would be to extend our models to allow modeling of systems with global flow control. This appears difficult and may be of only academic interest, but nonetheless it would be interesting to compare with the earlier analyses. Extension of our models to networks with uneven traffic distribution would also be worthwhile. We expect this could be done following the pattern established in [4]. Networks that perform distribution and/or packet replication are of substantial practical interest currently [6]. The extension of our models to cover distribution networks appears straightforward; the case of replication is more challenging but may prove tractable.

Finally, these techniques are directly applicable to the study of several switching system architectures that are under development for ATM networks [1, 2, 6]. A detailed comparison of these systems using the tools we have developed could have an important practical impact on the development of emerging networks.

References

- [1] Coudreuse, J. P. and M. Serval. "Prelude: An Asynchronous Time-Division Switched Network," *International Communications Conference*, 1987.

- [2] De Prycker, M., and J. Bauwens. "A Switching Exchange for an Asynchronous Time Division Based Network," *International Communications Conference*, 1987.
- [3] Jenq, Yih-Chyun. "Performance Analysis of a Packet Switch Based on a Single-Buffered Banyan Network," *IEEE Journal on Selected Areas in Communications*, vol. SAC-1, no. 6, 12/83, 1014–1021.
- [4] Kim, Hyong Sok and Alberto Leon-Garcia. "Performance of Buffered Banyan Networks under Nonuniform Traffic Patterns," *Proceedings of Infocom 88*, 4/88.
- [5] Szymanski, Ted and Salman Shaikh. "Markov Chain Analysis of Packet-Switched Banyans with Arbitrary Switch Sizes, Queue Sizes, Link Multiplicities and Speedups," *Proceedings of Infocom 89*, 4/89.
- [6] Turner, Jonathan S. "Design of a Broadcast Packet Network," *IEEE Transactions on Communications*, June 1988.