

LONDON
SCHOOL of
HYGIENE
& TROPICAL
MEDICINE



LSHTM Research Online

Miranda, Jaime; Lazo-Porras, María; Bernabe-Ortiz, Antonio; Pesantes, Amalia; Diez-Canseco, Francisco; Cornejo, Socorro del Pilar; Trujillo, Antonio; (2018) The effect of individual and mixed rewards on diabetes management: A feasibility randomized controlled trial. Wellcome Open Research, 3. p. 139. DOI: <https://doi.org/10.12688/wellcomeopenres.14824.2>

Downloaded from: <http://researchonline.lshtm.ac.uk/id/eprint/4654705/>

DOI: <https://doi.org/10.12688/wellcomeopenres.14824.2>

Usage Guidelines:

Please refer to usage guidelines at <https://researchonline.lshtm.ac.uk/policies.html> or alternatively contact researchonline@lshtm.ac.uk.






Available under license: <http://creativecommons.org/licenses/by/2.5/>

<https://researchonline.lshtm.ac.uk>



RESEARCH ARTICLE

REVISED **The effect of individual and mixed rewards on diabetes management: A feasibility randomized controlled trial [version 2; peer review: 2 approved]**

J. Jaime Miranda ^{1,2}, María Lazo-Porras ¹, Antonio Bernabe-Ortiz ¹,
M. Amalia Pesantes ¹, Francisco Diez-Canseco ¹, Socorro del Pilar Cornejo³,
Antonio J. Trujillo⁴

¹CRONICAS Center of Excellence in Chronic Diseases, Universidad Peruana Cayetano Heredia, Lima, Peru

²School of Medicine, Universidad Peruana Cayetano Heredia, Lima, Peru

³Department of Endocrinology, Hospital Nacional Arzobispo Loayza, Lima, Peru

⁴Department of International Health, Johns Hopkins Bloomberg School of Public Health, Baltimore, MD, USA

v2 **First published:** 31 Oct 2018, 3:139 (<https://doi.org/10.12688/wellcomeopenres.14824.1>)
Second version: 21 Nov 2018, 3:139 (<https://doi.org/10.12688/wellcomeopenres.14824.2>)
Latest published: 05 Feb 2019, 3:139 (<https://doi.org/10.12688/wellcomeopenres.14824.3>)

Abstract

Background: Incentives play a role in introducing health-related benefits, but no interventions using mixed incentives, i.e. a combination of individual and group incentives, have been tested in individuals with type 2 diabetes mellitus (T2DM). We evaluated the feasibility of implementing individual- and mixed-incentives, with and without a supportive partner, on glycated haemoglobin (HbA1c) control and weight loss among patients with T2DM.

Methods: This is a feasibility, sex-stratified, single-blinded, randomized controlled study in individuals with T2DM. All participants received diabetes education and tailored goal setting for weight and glycated haemoglobin (HbA1c). Participants were randomly assigned into three arms: individual incentives (Arm 1), mixed incentives-altruism (Arm 2), and mixed incentives-cooperation (Arm 3). Participants were accompanied by a diabetes educator every other week to monitor targets, and the intervention period lasted 3 months. The primary outcome was the change in HbA1c at 3 months from baseline. Weight and change body mass index (BMI) were considered as secondary outcomes.

Results: Out of 783 patients screened, a total of 54 participants, 18 per study arm, were enrolled and 44 (82%) completed the 3-month follow-up. Mean baseline HbA1c values were 8.5%, 7.9% and 8.2% in Arm 1, Arm 2, and Arm 3, respectively. At 3 months, participants in all three study arms showed reductions in HbA1c ranging from -0.9% in Arm 2 to -1.4% in Arm 1. Weight and BMI also showed reductions.

Conclusions: Individual and mixed cash incentives show important reductions in HbA1c, weight and BMI in patients with type 2 diabetes mellitus after 3 months. Recruitment and uptake of the intervention were successfully accomplished demonstrating feasibility to conduct larger

Open Peer Review**Reviewer Status** 

Invited Reviewers

1 2

REVISED**version 3**published
05 Feb 2019**REVISED****version 2**published
21 Nov 2018**version 1**published
31 Oct 2018


report



report



report

1 **Rachel Nugent** , Research Triangle Institute (RTI) International, Durham, USA

2 **Gustavo Angeles**, University of North Carolina at Chapel Hill, Chapel Hill, USA

Any reports and responses or comments on the article can be found at the end of the article.

effectiveness studies to test individual and mixed economic incentives for diabetes management.

Registration: ClinicalTrials.gov Identifier [NCT02891382](https://clinicaltrials.gov/ct2/show/study/NCT02891382)

Keywords

behavioral economics, Diabetes, Diabetes management, Diabetes control, complex interventions, feasibility trial, Peru

Corresponding author: J. Jaime Miranda (jaime.miranda@upch.pe)

Author roles: **Miranda JJ:** Conceptualization, Funding Acquisition, Investigation, Methodology, Project Administration, Supervision, Writing – Original Draft Preparation, Writing – Review & Editing; **Lazo-Porras M:** Formal Analysis, Investigation, Methodology, Project Administration, Writing – Original Draft Preparation, Writing – Review & Editing; **Bernabe-Ortiz A:** Conceptualization, Formal Analysis, Funding Acquisition, Investigation, Methodology, Writing – Original Draft Preparation, Writing – Review & Editing; **Pesantes MA:** Investigation, Methodology, Project Administration, Supervision, Writing – Review & Editing; **Diez-Canseco F:** Conceptualization, Funding Acquisition, Investigation, Methodology, Writing – Review & Editing; **Cornejo SdP:** Investigation, Supervision, Writing – Review & Editing; **Trujillo AJ:** Conceptualization, Funding Acquisition, Investigation, Methodology, Writing – Review & Editing

Competing interests: No competing interests were disclosed.

Grant information: This study was funded by the DFID/MRC/Wellcome Global Health Trials (MR/M007405/1 and 107435/Z/15/Z). AB-O (103994/Z/14/Z) and JJM (074833/Z/04/Z, 205177/Z/16/Z) are supported by Wellcome Trust. JJM acknowledges receiving additional support from the Alliance for Health Policy and Systems Research (HQHSR1206660), Fogarty International Center (R21TW009982, D71TW010877), Grand Challenges Canada (0335-04), International Development Research Center Canada (106887, 108167), Inter-American Institute for Global Change Research (IAI CRN3036), Medical Research Council (MR/P008984/1, MR/P024408/1, MR/P02386X/1), National Cancer Institute (1P20CA217231), National Heart, Lung and Blood Institute (HHSN268200900033C, 5U01HL114180, 1UM1HL134590), National Institute of Mental Health (1U19MH098780), Swiss National Science Foundation (40P740-160366), and the World Diabetes Foundation (WDF15-1224). *The funders had no role in study design, data collection and analysis, decision to publish, or preparation of the manuscript.*

Copyright: © 2018 Miranda JJ *et al.* This is an open access article distributed under the terms of the [Creative Commons Attribution License](https://creativecommons.org/licenses/by/4.0/), which permits unrestricted use, distribution, and reproduction in any medium, provided the original work is properly cited.

How to cite this article: Miranda JJ, Lazo-Porras M, Bernabe-Ortiz A *et al.* **The effect of individual and mixed rewards on diabetes management: A feasibility randomized controlled trial [version 2; peer review: 2 approved]** Wellcome Open Research 2018, 3:139 (<https://doi.org/10.12688/wellcomeopenres.14824.2>)

First published: 31 Oct 2018, 3:139 (<https://doi.org/10.12688/wellcomeopenres.14824.1>)

REVISED Amendments from Version 1

We have added the following:

1. Methods>Procedures. Clarification of the selection strategy for the post-trial interviews.
2. Methods>Intervention. Re-writing of the paragraph about income effects.
3. Discussion. Expansion of the discussion with regards to the intensity of the intervention.

See referee reports

Introduction

Evidence indicates that there are major benefits to be achieved by preventive care among patients with diabetes¹⁻⁴, yet adherence to healthy behaviors and pharmacological treatment remains a challenge worldwide⁵⁻⁸. Non-monetary and monetary rewards may play a role in introducing health-related benefits by incentivizing behavior changes among individuals with type 2 diabetes mellitus⁹. Whilst some have explored the effect of monetary incentives on certain behaviors, very few studies have evaluated the efficacy of cash rewards for patients with diabetes¹⁰. One randomized controlled trial utilizing cash rewards in African American veterans with poor glycaemic control found that, at six months, the group assigned to cash rewards slightly improved HbA1c, with a non-significant mean reduction in HbA1c from 9.5% to 9.1%¹¹.

Most of the studies to date have considered an individual-based approach towards motivation and incentivization, but these have limitations¹²⁻¹⁴. Behavioral economics theory, however, suggests that group incentives, or mixed rewards, could outperform individual incentives due to cooperation^{15,16}. Cooperation refers to a supportive action that happens between two “equals” doing something to achieve a common goal or mutual benefit¹⁷. Unlike “helping”, cooperation is an exchange between “equal” group members and it is opposed to competing and acting in a selfish manner¹⁸. Altruism on the other hand is a helpful act “carried out in the absence of obvious tangible rewards for the helper¹⁷.” Altruism lies at the opposite end of competition. Testing mixed or group-based approaches for diabetes prevention or management is relatively new, and some studies are being conducted^{10,19}.

Owing to the limitations of individual-based incentivization strategies⁹, this study was designed to evaluate the feasibility of implementing individual- and mixed-incentives, with and without a “supportive” partner, on glycated haemoglobin (HbA1c) control and weight loss among patients with type 2 diabetes mellitus. These interventions were anticipated to promote positive lifestyle changes, including knowledge about diabetes self-management, diet changes and increased physical activity. Additional exploratory analyses included modelling the change of continuous variables using repeated measurements over the study period; and, subgroup analyses according to the number of appointments completed (weekly over a 6-week period),

and by early success in terms of number of payments provided in the first two appointments.

Methods

Trial design

Feasibility trial, we followed the CONSORT 2010 statement extension for randomized pilot and feasibility trials²⁰. This study was a single-centre, sex-stratified, with balanced randomization [1:1:1], single-blinded, non-pharmacological, parallel arm randomized controlled study. The intervention period lasted 3 months. Protocol and CONSORT checklist are provided as [Supplementary File 1](#) and [Supplementary File 2](#).

Formative research

Our formative research was oriented to improve understanding of the challenges of living with and managing type 2 diabetes mellitus, the opinion of diabetic patients about a cash reward program and the social support they have. We conducted (1) a questionnaire with 100 patients with diabetes from the same hospital as the trial was going to be conducted²¹, and (2) 20 in-depth interviews among patients with similar characteristics²². The questionnaires helped us determine a reasonable amount for the cash rewards, which ended up being 80 PEN if the participant lost one kilogram after two weeks, approximately 10% of minimum wage (Peru’s minimum salary wage for year 2017 was 850 PEN/~\$264 USD), and 400 PEN (~\$124 USD) if the HbA1c was reduced by 1% or more after 3 months. Through the qualitative interviews, we were also able to better understand the role of the family in diabetes management, which meant it was feasible to ask for a cooperative partner for the trial, and that most (83%) would choose their spouse or partner and 23% would choose their children. During this formative phase we also learned that 42% of participants had tried to lose weight at least once since their diagnosis of diabetes.

Participants and setting

Patients attending the outpatient clinic of the endocrinology service from Hospital Nacional Arzobispo Loayza were approached and invited into the study from July to October 2016 (15 weeks). This hospital is located in Lima, Peru’s capital, and is one of the national tertiary hospitals from the Ministry of Health, serving low- to medium-income population. There were 783 people assessed for eligibility.

Subjects, irrespective of their HbA1c levels, (1) with a diagnosis of type 2 diabetes mellitus, (2) aged 18–70 years old, (3) a body mass index (BMI) 25–39.9 kg/m², (4) without diabetes-related complications, i.e. blindness, amputations, foot ulcers or being on dialysis, (5) not receiving pharmacotherapy for weight loss or corticosteroids, (6) not serving as companion/team support for another participant in the trial, and (7) with the ability to provide informed consent, were considered eligible for the study. Exclusion criteria were pregnancy status and having a diagnosis of cancer or other serious comorbidity.

To be eligible as a partner for the participant with diabetes, individuals were to be 18–70 years old, available and committed

to supporting the participant in achieving their goals during the intervention, without a physical or mental impairment that prevented helping the participant to improve their disease management, and able to provide informed consent.

Fieldwork procedures

Fieldworkers explained the study to potential participants. If the patient was eligible, the fieldworker explained the procedures and intervention, and gave a copy of the informed consent form, and asked him/her to come back with their potential partner to explain and invite them to join the study. Once they returned, written informed consent was obtained from the two of them. If the participant was at the recruitment facility with their potential partner, the fieldworkers explained the study to both and also applied the informed consent to the partner. Participants and their partners were reimbursed a fixed amount for their transportation costs to attend the appointments.

After recruitment, participants were interviewed by a trained fieldworker to complete a baseline questionnaire ([Supplementary File 3](#)), including information related to socio-demographic information, co-morbidities, characteristics about diabetes care, perception of diabetes²³, and depression symptoms (Patients Health Questionnaire [PHQ-9]). Additionally, information from the participant's partner was also collected, including socio-demographics, physical activity and willingness to help their partner. During the appointments with the diabetes educator, the participants' weight, knowledge about diabetes self-management²⁴, diet, and physical activity were recorded.

At the end of the intervention the same baseline questionnaire was applied. Also, all participants that had a companion support answered five questions assessing the perceived role they felt their partner played in improving their diet, increasing physical activity, and overall diabetes management and weight-loss intervention goals.

HbA1c was measured using high-performance liquid chromatography (D10, BioRad, Munich, Germany), traceable to the Diabetes Control and Complications Trial reference study as certified by the National Glycohemoglobin Standardization Program. All samples were analyzed in a single facility, and, for quality assurance, the quality of assays was checked with regular external standards and internal duplicate assays and monitored by BioRad.

Upon completion of the trial, 29 individuals (17 participants and 12 partners) were selected for in-depth interviews focused on their experience participating in this cash rewards program. For this, we aimed to select 6 participants per study arm (18 in total), and 6 partners per study arm (12 in total), and we managed to interview 29/30 out of the planned target. Within each group of 6, we selected 3 individuals (patients or their partners) who "performed well during the intervention", defined as those who were able to lose 3Kg or more, and 3 others who did not. All interviews were transcribed verbatim and entered into qualitative analysis software (ATLAS.ti 8.0, Scientific Software Development GmbH, Berlin, Germany) using a predefined set of codes developed from the themes of the interview guide,

which addressed three aspects of the intervention: i) perspective regarding the economic incentive; ii) perspective regarding diabetes education received; and iii) the perspective regarding the support received by his chosen companion for the intervention (only for participants randomized to arms 2 and 3). On the other hand, the interview guides elaborated for the companions addressed two aspects of the intervention: i) perspective of the companions regarding the economic incentive; and ii) perspective regarding the support provided to the participant. Data from each code was then organized in matrices and summaries for each code were produced as well as an identification of the key quotes given by participants.

Intervention

This study explored the role of cash rewards, with or without a "supportive" partner, in changing the behavior of individuals with type 2 diabetes mellitus, specifically by promoting healthy lifestyles through tailored nutritional advice, delivered by a diabetes educator, attached to individual goal-setting with cash rewards. Both actions were expected to contribute to achieve weight and HbA1c targets. All participants received diabetes education and tailored goal setting for weight and HbA1c. Participants were randomly assigned into three different intervention arms: Arm 1, individual incentives, i.e. the cash rewards for the patient if the goals were achieved; Arm 2, mixed incentives-altruism, patient had a partner but cash rewards were for the patient; and, Arm 3, mixed incentives-cooperation, where participants had a partner but the cash was given to both the patient and the partner in a ratio of 50%-50%.

Diabetes education. Diabetes education was provided by a nutritionist with previous experience in weight management for people with diabetes. In the introductory meeting, the diabetes educator explained to the participants all the procedures, including details of the number of sessions, and the amount of money they will receive if they met the target weight. Depending on the study arm allocation, the diabetes educator also explained whether the participant needed a partner and whether the money was going to be only given to the participant or to both, the participant and the partner. Participants received a manual with information about diabetes management with a tailored weight loss plan and the bi-weekly goals. Each participant was offered up to seven follow-up sessions with the diabetes educator, every 2 weeks, plus a final session, thus totaling up to nine one-to-one interactions during the trial, provided that the participant attended all of their meetings. One section of the manual included a logbook to register their challenges regarding introducing changes in diet and physical activity, as well as any questions they would like to ask the diabetes educator in the following session. The information from this logbook provided the starting point for conversations with the diabetes educator during the follow-up sessions, every 2 weeks. Recruitment of participants was done in a staggered manner to ensure the diabetes educator did not have a high concentration of patients in one single week. Thus, there was a close coordination between the fieldworker scheduling the first appointment and the diabetes educator who was already seeing participants on a bi-weekly basis, by sharing a Google Docs spreadsheet were both aware of the slots available.

Goal setting. To determine eligibility for receiving a cash reward, three goals were pre-specified: (1) Weight loss, 80 PEN (\$25 USD) if the participant lost one kilogram over a period of two weeks. These goals were reset based on the most recent weight result, (2) HbA1c level, 200 PEN (\$62 USD) if the participant achieved, at the end of the study, a decrease of <1% compared to their baseline level, and (3) HbA1c level and control, 400 PEN (\$124 USD) if the participant achieved, at the end of the study, a decrease $\geq 1\%$ of A1c or reached levels of A1c $\leq 6.5\%$ compared to their baseline level. At the end of the study, targets for weight loss and HbA1c were evaluated independently, i.e. participants could receive more than one reward provided that each independent target was achieved.

Partner support. In Arms 2 and 3 of the study, each participant had a partner that received information about diabetes care in the introductory meeting, and a brochure to guide and support the treatment process of the participant. The activities of the partner were recorded in the case logs bi-weekly, and they were offered to join the follow-up sessions with the patient, every 2 weeks, but these were not compulsory. It was only compulsory to attend the first and at last follow-up session.

Recipient of the cash rewards. Two strategies were considered as to who would be the recipients of the rewards. In Arm 1 (individual) and Arm 2 (mixed-altruism) the reward was provided to the participant. It was up to the participant to share (or not) the reward with their partner. In contrast, in Arm 3 (mixed-cooperation) the reward had to be shared, i.e. the participant and their partner received 50% of the cash reward each.

We kept the size of the reward equal between the treatment groups to avoid an income effect at the household level, i.e. the reward size was the same across all study arms regardless of the involvement of the partner support.

Outcomes

Primary and secondary outcomes. The primary outcome was the change in HbA1c at 3 months from baseline. Weight and change body mass index (BMI) were considered as secondary outcomes, specifically the change at 3 months from baseline.

Intermediate outcomes. The intervention were anticipated to promote changes in three indicators, namely knowledge about diabetes self-management, diet, and physical activity.

Risk factors. The profile of risk factors were obtained from responses to the following questions: Alcohol: In the last year, how often did you drink alcohol beverages? (Never vs. ≤ 1 /month, 2-4/month, 2-3/week or >4 /week). Smoking: Do you smoke at least one cigarette per day? (Yes vs. No). Walking: During the week, how often do you walk at least 30 min? (>5 days, 4-5 days, 2-3 days vs. ≤ 1 day). Fruit intake: How often you eat fruit? One portion of fruit is one fresh fruit, or a glass of juice made out of fresh fruit, or 1 cup of fresh fruit chopped (>3 , 2-3, 1 vs. <1 portions per day). Vegetable intake: How often do you eat vegetables? One portion of vegetables equals one cup with vegetables in any presentation or preparation: crude, cooked,

steamed, stir fried, or grilled (>3 , 2-3, 1 vs. <1 portions per day).

Sample size

Being a feasibility study, a formal sample size calculation was not performed. The researchers aimed to enroll 54 participants, 18 participants per study arm, over a 3-month period because it was considered this would be a large enough sample to gather information about the practicalities of delivering incentive-oriented diabetes self-management strategies that would impact HbA1c in patients with type 2 diabetes mellitus. As such, the successful completion of this study would inform about recruitment, uptake, and attrition rates as well as engagement with the intervention.

Randomization

Randomization was conducted as per CONSORT criteria²⁰. All participants were randomly assigned (1:1:1) to receive one of the three interventions using a computer-generated list of numbers. Randomization was stratified by sex (female:male ratio of 2:1), and within each stratum, the randomization process involved blocking with block size of 6. For allocation concealment, participants were randomized using sequentially numbered, opaque, sealed envelopes. The sealed envelope was assigned after the patient had been recruited and all baseline measurements were completed. The random allocation sequence was generated by one researcher. This researcher was not involved in the fieldwork activities of the trial. A fieldworker was responsible of participants' recruitment and taking baseline information. The diabetes educator was not involved in the randomization process. The diabetes educator was responsible for weighing participants and to provide the cash rewards to participants, the participants and the diabetes educator were not blind to the intervention. Physicians, other care providers and researchers were blinded to the study group.

Analytical methods

All analyses were conducted with STATA V.13.0 (StataCorp, College Station, TX, USA). Descriptive analyses, describing means and frequencies were conducted. Following trial recommendations, no formal statistical testing for comparison of baseline data was pursued^{25,26}. Differences in HbA1c, weight, and BMI were estimated using 3-month and baseline information, and comparisons were conducted using t-paired test within the same study arm, and Student's t-test between arms using the Arm 1 as the reference. Analysis of intermediate outcomes and subgroups according to the number of appointment completed (split into two group using the median) and the number of payments provided in the first two appointments (0, 1, and 2) were conducted using the same tests. Finally, linear mixed models with a random intercept were used to assess changes of weight, BMI, and diabetes self-management values as continuous variables using the information captured every 2 weeks.

Ethical approval

The study protocol was reviewed and approved by the ethics committee from the Hospital Nacional Arzobispo Loayza, in Lima, Peru. The formative research received ethical approval

from both the Universidad Peruana Cayetano Heredia and Hospital Nacional Arzobispo Loayza.

Results

Participants characteristics

A total of 783 participants were screened, and 54, 18 per study arm, were enrolled. Of them, 44 (82%) completed the 3-month follow-up (Figure 1). The baseline demographic and clinical characteristics for each study group are shown in Table 1. The participants' mean age was 55 years, 36 (67%) were females, and half of all participants reported being employed. The majority of participant's family income was <\$500 USD per month, and the participants were not the major contributors to it.

The household's average size was around 5 people, and more than half of participants lived with a partner. The average duration of the diagnosis of diabetes was 6.6 years, and large proportions indicated fair to very good levels of self-reported health. Most patients with diabetes were on oral drugs, some already report foot and renal diabetes complications, and hypertension was the most common comorbidity reported.

There were 36 participant partners, with a mean age of 44.9 years (SD 16.8); 61.1% were female. The role of partners was fulfilled by a spouse (33.3%), offspring (33.3%), friends (13.9%), siblings

(5.6%), and the remaining (13.9%) were other relatives such as mother, grandchildren, cousin or father.

Primary and secondary outcomes at 3 months

Mean baseline HbA1c values were 8.5%, 7.9% and 8.2% in Arm 1, Arm 2 and Arm 3, respectively. At 3 months and relative to their baseline levels, participants in all three study arms showed reductions in HbA1c ranging from -0.9 in Arm 2 to -1.4 in Arm 1 (Table 2). Weight and BMI also showed reductions, and these were more pronounced in Arm 1.

Intermediary outcomes at 3 months

There was evidence of effect of the intervention on diabetes self-management, diet and physical activity when comparing 3-month and baseline assessments, especially in Arm 1 (Supplementary File 4-Supplementary Table 1).

Subgroup analysis

Data from all study participants were pooled to generate subgroups according to the number of appointments completed and by early success in terms of number of payments provided in the first two appointments (Table 3).

In terms of the primary outcome, those who completed a higher number of appointments had a significant reduction of 1.2% in HbA1c levels at 3 months. On the other hand, those

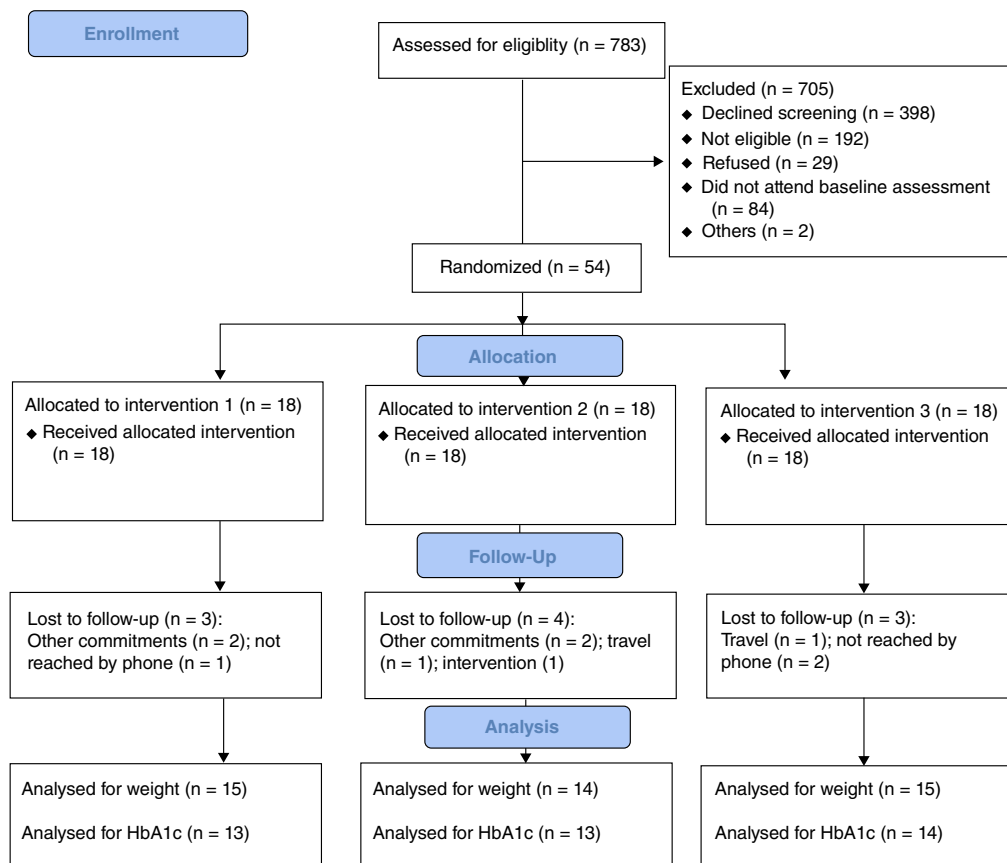


Figure 1. Flowchart of study participants.

Table 1. Baseline demographic and clinical characteristics.

	Arm 1 Individual (n=18)	Arm 2 Mixed Altruism (n=18)	Arm 3 Mixed Cooperation (n=18)
Sociodemographic profile			
Female	12/18 (67%)	12/18 (67%)	12/18 (67%)
Age (years), mean \pm SD	54.7 \pm 9.8	55.5 \pm 9.8	54.2 \pm 7.6
Education			
Primary level or lower	4/18 (22%)	3/18 (17%)	2/18 (11%)
Primary to secondary level	5/18 (28%)	10/18 (56%)	8/18 (44%)
Secondary level or higher	9/18 (50%)	5/18 (28%)	8/18 (44%)
Occupation			
Employed	8/18 (44%)	9/18 (50%)	9/18 (50%)
Unemployed	5/18 (28%)	2/18 (11%)	2/18 (11%)
Housewife	5/18 (28%)	7/18 (39%)	7/18 (39%)
Monthly income [†]			
<850 PEN (<\$264 USD)	3/16 (19%)	5/16 (31%)	6/15 (40%)
850-1,500 PEN (\$264-\$465 USD)	10/16 (62%)	7/16 (44%)	4/15 (27%)
>1,500 PEN (>\$465 USD)	3/16 (19%)	4/16 (25%)	5/15 (33%)
Highest contribution to household's income (yes)	8/18 (44%)	5/18 (28%)	6/18 (33%)
Living with a partner (yes)	11/18 (61%)	10/18 (56%)	15/18 (83%)
Household size (number of people), mean \pm SD	5.4 \pm 4.2	4.2 \pm 2.1	4.8 \pm 2.1
Diabetes-related profile			
Time of diabetes diagnosis (years), mean \pm SD	6.6 \pm 5.8	7.4 \pm 8.4	5.9 \pm 3.8
Self-reported health (very good, good, fair)*	14/15 (93%)	16/17 (94%)	13/18 (72%)
Had HbA1c measured in the last 3 months (yes)	11/17 (65%)	11/16 (69%)	12/18 (67%)
Pharmacological treatment			
Oral hypoglycemic drugs	12/17 (71%)	11/17 (64%)	17/18 (94%)
Insulin	1/17 (6%)	3/17 (18%)	0/18 (0%)
Both	4/17 (23%)	3/17 (18%)	1/18 (6%)
Has diabetes complications			
Eye problems	11/18 (61%)	13/18 (72%)	13/18 (72%)
Foot ulcers	2/18 (11%)	2/18 (11%)	0/18 (0%)
Renal problems or dialysis	5/18 (28%)	3/18 (17%)	3/18 (17%)
Health-related profile			
Comorbidities			
Hypertension	5/18 (28%)	5/18 (28%)	4/18 (22%)
Stroke	1/18 (6%)	2/18 (11%)	1/18 (6%)
Depression (PHQ-9 >14)	0/18 (0%)	1/18 (6%)	2/18 (11%)
Lifestyle and behavioral risk factors			
Alcohol consumption (never, last 12 months)	8/18 (44%)	7/18 (39%)	7/18 (39%)
Cigarette smoking (yes, at least one per day)	2/18 (11%)	1/18 (6%)	3/18 (17%)
Walking 30 min (\leq 1 day per week)	7/18 (39%)	6/18 (33%)	5/18 (28%)
Fruit intake (<1 portion per day)	8/18 (44%)	3/18 (17%)	2/18 (11%)
Vegetable intake (<1 portion per day)	4/18 (22%)	3/18 (17%)	3/18 (17%)

All values presented correspond to n (%), unless otherwise stated.

[†]Peru minimum salary wage for year 2017 was 850 PEN, the category used for monthly income. Average exchange rate for year 2017 was 1 PEN = 0.31 USD. *Self-reported health, the corresponding figures (not shown) belong to poor or very poor categories.

Table 2. Primary and secondary outcomes at baseline and 3-month results, by study arms.

	Arm 1 Individual	Arm 2 Mixed Altruism	Arm 3 Mixed Cooperation	Arm 2 vs. Arm 1 (p-value)	Arm 3 vs. Arm 1 (p-value)
Primary outcome					
HbA1c (%)					
Baseline	8.5 ± 2.2	7.9 ± 3.1	8.2 ± 2.1	0.99	0.99
3 months	6.9 ± 1.7	7.2 ± 1.6	7.1 ± 1.7	0.99	0.99
Δ (3-mo vs baseline)	-1.4 ± 1.4	-0.9 ± 1.2	-1.1 ± 1.6	0.05	0.05
Secondary outcomes					
Weight (Kg)					
Baseline	76.9 ± 10.7	84.5 ± 17.4	85.1 ± 22.3	0.59	0.48
3 months	72.6 ± 11.0	82.2 ± 17.2	84.7 ± 22.7	0.45	0.20
Δ (3-mo vs baseline)	-2.9 ± 2.2	-0.4 ± 2.5	-0.4 ± 3.0	0.04	0.03
BMI (Kg/m ²)					
Baseline	33.1 ± 4.8	34.6 ± 6.0	36.1 ± 10.1	0.99	0.67
3 months	31.6 ± 5.2	33.8 ± 5.7	36.0 ± 9.8	0.99	0.31
Δ (3-mo vs baseline)	-1.2 ± 0.9	-0.2 ± 1.0	-0.2 ± 1.4	0.05	0.05

Values in bold are those significant (p<0.05) when comparing difference between 3-month and baseline assessment (within each arm).

Table 3. Primary and secondary outcomes at baseline and 3-month results, by study's subgroups.

	Subgroups by number of appointments completed			Subgroups by number of payments provided in the first two appointments			
	Lower N = 24	Higher N = 30	p-value*	0 N = 24	1 N = 21	2 N = 9	p-value*
Primary outcome							
HbA1c (%)							
Baseline	8.0 ± 3.0	8.3 ± 2.0	0.66	7.9 ± 3.1	9.0 ± 1.9	7.1 ± 1.1	0.11
3 months	6.8 ± 1.3	7.1 ± 1.7	0.64	7.5 ± 2.1	7.3 ± 1.3	6.0 ± 0.4	0.09
Δ (3-mo vs baseline)	-0.8 ± 1.5	-1.2 ± 1.4	0.49	-0.6 ± 1.6	-1.8 ± 1.3	-1.0 ± 0.9	0.07
Secondary outcomes							
Weight (Kg)							
Baseline	85.2 ± 16.9	79.7 ± 17.9	0.26	78.3 ± 16.8	83.4 ± 11.8	89.6 ± 27.6	0.23
3 months	84.2 ± 19.2	77.7 ± 17.4	0.28	74.8 ± 15.7	82.7 ± 13.9	85.1 ± 26.9	0.27
Δ (3-mo vs baseline)	0.3 ± 1.9	-2.0 ± 2.8	0.009	0.6 ± 1.9	-1.6 ± 2.1	-4.5 ± 2.3	<0.001
BMI (Kg/m ²)							
Baseline	35.5 ± 6.4	33.9 ± 8.0	0.42	33.5 ± 6.0	33.8 ± 4.2	39.3 ± 13.2	0.10
3 months	35.5 ± 6.7	33.0 ± 7.5	0.29	32.4 ± 5.1	33.4 ± 5.1	37.3 ± 12.6	0.25
Δ (3-mo vs baseline)	0.1 ± 0.8	-0.9 ± 1.2	0.01	0.2 ± 0.8	-0.7 ± 0.8	-2.0 ± 1.1	<0.001

Values in bold are those significant (p<0.05) when comparing difference between 3-month and baseline assessment (within each arm). * p-values in the columns are for comparisons between subgroups.

participants who were successful in receiving at least one cash reward in the first two appointments were more likely to achieve reductions in HbA1c, nearly 1 to 2 units lower compared to their baseline levels.

Weight showed more marked reductions as per subgroups analysis. Those who completed a higher number of appointments had, on average, reductions of up to 2 kg, compared to those in the lower range of appointments completed, who only showed reductions in the order of 0.3 kg relative to their baseline values. In addition, those who were highly successful securing two cash rewards in the first two visits had an average reduction of 4.5 kg, three times higher than those who only received one cash reward, and these two groups had more marked reductions in weight than those who did not receive a cash reward in their first two appointments.

Exploratory analysis: change in indicators every 2 weeks

Participants in Arm 1 showed gradual changes in the desired direction of benefit in all of these indicators. Weight reductions of 1 kg were observed at 2 weeks, reductions of up to 2 kg between week 4 to week 8, and >2 kg by week 10. Diabetes self-management scores also increased, almost doubling towards the end of study's intervention period ([Supplementary File 4-Supplementary Table 2](#)).

No changes in diabetes self-management scores were noted in Arms 2 or 3. In these arms, only changes in weight and BMI were observed, but these became evident only after 10 weeks (Arm 2) and 6 weeks (Arm 3) from baseline. Changes in weight achieved towards the end of the study period were in the order of reductions of 2.3-2.4 Kg, equivalent to reductions of ~1 unit of BMI.

The partner support

Of the 27 participants that answered the final questionnaire and had partner support, 23 (85%) of participants assessed that their partners' support was "a lot" or "fair" towards achieving an improved diet. Similar results, "a lot" or "fair", were also reported for increasing their physical activity (20/27, 74%), adhering to their medication regime (23/27, 85%), overall diabetes management (23/27, 85%), and achieving weight-loss goals (23/27, 85%).

When asked to explain these answers, participants said that their supportive partners motivated them either for taking care of their diet or for doing exercise. Other partners reminded patients of their medication, prepared diabetic-appropriate meals, went on walks together, accompanied to their appointments or told them what they could or could not eat. Overall, participants felt supported by their partners.

In the in-depth interviews, most participants stated that they liked that they were given the freedom to choose the partner and that their choice was based on the high level of trust in that person, which, in turn, enabled a more constant interaction between them. Such interactions revolved around talking about the recommendations provided by the diabetes educator and the strategies to put them into practice. Having a partner involved also facilitated the engagement with other family members who were informed about the disease and the intervention.

On the other hand, interviewed partners stated that the intervention helped them improve their support to the person with diabetes by increasing their (partner) knowledge about the disease and having more tools to help patients lose weight and manage the disease.

Harms

No harms or unintended effects in each group were observed.

Discussion

This study was designed to evaluate the feasibility of implementing individual and mixed cash rewards on HbA1c and weight loss among patients with type 2 diabetes mellitus. After completion of the 3-month intervention, notable reductions were observed in HbA1c, weight and BMI, and also in some of the intermediate and self-reported outcomes. Subgroup analysis confirm reductions in weight and BMI among those who complete a higher number of appointments and more clearly among those who achieve early success, i.e. those who were eligible to receive a cash reward during their first two appointments.

Contrasting with the effect of oral antidiabetic drugs, which lowers HbA1c in the order of 0.5%-1.25%²⁷, our results, derived from a complex intervention relying on diabetes education with tailored goal-setting with or without group (partner) support, showed reductions in HbA1c of similar magnitude to those achieved with pharmacological treatment. The accomplishment of recruitment and conduction of this study, together with the uptake of the intervention by the study participants, demonstrate the feasibility of conducting larger effectiveness studies using individual incentives and mixed incentives involving carers for supporting diabetes management.

Our study contributes with ongoing debates about the challenges of lifestyle modification, a cornerstone for diabetes management and control^{7,28,29}. This study provides pragmatic insights into two of the top-ten research priorities established by people living with diabetes and their carers, i.e. "what is the best way to encourage people with type 2 diabetes mellitus, wherever they are and wherever they live, to self-manage their condition, and how should it be delivered?" and "how can people with type 2 diabetes mellitus be supported to make lifestyle changes to help them to manage their condition, how effective are these lifestyle changes, and what stops them from working?"³⁰ The participation of companion partners in our study elucidated that although participants assessed that the support was important, the provision of family support for people with chronic conditions is not free of problems. As described elsewhere, families can sometimes undermine lifestyle changes or self-management when they have a poor understanding of the disease or when their "supportive style" is perceived as nagging by patients³².

Mixing social support with cash rewards aims to overcome the limitations of the individual cash rewards approaches. For example, sustaining complex tasks may place the individual under pressure or feel negatively motivated because of the burden associated with the management of diabetes³¹⁻³⁴. In this sense, our mixed incentives arms tried to explore different concepts. Arm 2 was purely based on altruism, and, in a way,

the reward was similar to Arm 1, the individual incentives. On the contrary, Arm 3 was specifically designed to test cooperation and the effort directly compensated both parties. Interestingly, when designing a complex intervention, and as shown by our results, engaging participants with earlier “gains” such as receiving a cash reward during their first two appointments, and receiving a higher dose of the intervention expressed by the completion of a higher number of appointments signal to improvements HbA1c, between 1 and 2% lower, and weight and BMI at 3 months. This observation is in line with the behavioral literature that has identified that small but tangible rewards, delivered with high frequency, can aid engagement with complex tasks⁹.

In minority groups from high-income settings, culturally appropriate interventions appear to have a more pronounced effect in reducing HbA1c levels compared to usual care, reported in the order of reductions of 0.5 units at 3 months³⁵. Our study showed much higher, even doubling, effect sizes over the same period of time, thus indicating promising scenarios for further HbA1c control. Our pilot was not designed to formally test comparisons between study arms, yet the results obtained were in the expected direction and improvements were observed after the completion of the 3-month study period in all primary and secondary outcomes, both within study arms and between arms. Also, the rationale for the selection of the main outcomes was based in that they can be objectively ascertained and are integral part of diabetes management^{6,28}. We express caution with the interpretation of results as it cannot be ascertained whether the changes in primary or secondary outcomes are due to the effect of the intervention in a given study arm. If anything, changes were observed in reducing HbA1c levels and important lessons were obtained for the practicalities of conducting larger studies using mixed incentives and enabling activities between patients, companion supports and diabetes educators.

Various systematic reviews have covered the effect of incentives and cash rewards on lifestyle behaviours^{36–39}, but none of these reviews evaluated its impact on type 2 diabetes mellitus. Other trials have explored or are exploring the effect of individual versus group financial incentives for reducing weight loss in high-income settings, with rewards up to \$520 USD^{19,40}, much larger than the ones provided in our study. In the UK, Relton *et al.*⁴¹ assessed an NHS-commissioned financial incentive weight loss program, aiming to reduce between 6.8 to 22.7 kg in 3 to 7 months, with incentives ranging from £70 to £425. They found that 40% achieved clinically significant weight loss⁴¹. Whilst there is not direct comparability between the type or intensity of intervention, in our study we expand upon these experiences by showing the feasibility of reducing levels of HbA1c.

One of the strengths of the study is the ability to accommodate an incentive-based strategy together with an effective goal-setting approach for patients with uncontrolled diabetes in low-resource settings and observing benefits in objective indicators such as HbA1c and weight reductions. Also, our formative phase explored and guided the characterization of the size of the cash reward, a detail usually missing in the cash

incentive literature^{38,42}. The introduction of two different mixed-incentives arms affords a pragmatic understanding that tackling diabetes management is a task that can be absorbed and accommodated by both, patients and their companion support, and thus expanding the arsenal of strategies to deal with diabetes. In our study, all participants were exposed to diabetes education and goal setting strategies. Whilst some of the effects are expected to be accrued through self-determination and opportunities to deal with the burden of diabetes’ self-management, there is an element where face-to-face consultations are also needed to maintain engagement and motivation⁴³, and as such, this element will need to be maintained in larger studies.

Reward-based strategies delivered with goal setting and diabetes education can be considered an intensive intervention. Yet, the status quo of diabetes control, with almost half of UK and US adults with diabetes as well as more than 90% of Peruvian patients not meeting the recommended goals for diabetes care^{44–46}, deserves innovative responses. Also, there are recent promising results arising from the DIRECT study, conducted in the primary care network, which has shown that diabetes remission can be achieved through intense 12-month weight loss management program^{4,47}. The intensity of an intervention is one of many factors to consider. If weight-loss intense strategies can direct towards people engaging with better diet and lifestyles for longer periods, a lesser use of pharmacological medications with its associated risks, and even direct towards diabetes remission, then the scenario will be different. We will be able to complement this evidence, in a future study, by studying the effect of individual and group-based rewards.

Amongst the limitations are the difficulty in measuring and monitoring, bi-weekly, diet and physical activity. Whilst we used proxies for this measurements, it is clear that introducing such close monitoring of lifestyle habits may introduce additional challenges and increase burden among study participants³⁴, hence the preference for objective markers to monitor such as weight or HbA1c, which can be expanded to quality of life or utilization of health services if needed. Being a pilot study, a short-term strategy was pursued, requiring longer study intervention periods, and importantly, even longer follow-up periods without the intervention to study if the changes are maintained after the removal of the strategy. This is very important as we do not envisage to maintain participants under a program of incentivization for the long term, rather, this program is the medium to install and maintain the changes required for a successful diabetes management. Future studies should convey larger follow-up periods, capture meaningful patient-important outcomes^{48–50}, explore whether the effect is sustained after removing the intervention of interest, and even consider testing whether mixed incentives are as effective or even better than individual-based incentives.

Conclusions

After 3 months, our individual and mixed cash incentives program show important reductions in HbA1c, weight and BMI among patients with type 2 diabetes mellitus from low-income areas. Recruitment and uptake of the intervention were successfully accomplished, and attrition rates were not major

hurdles, demonstrating feasibility of establishing larger efforts to expand the test individual or mixed monetary incentives for diabetes management.

Data availability

Figshare: REDEEM Study. Feasibility pilot study. <https://doi.org/10.6084/m9.figshare.7180802.v2>⁵¹

Data are available under the terms of the [Creative Commons Attribution 4.0 International license](#) (CC-BY 4.0).

Transcripts of the in-depth interviews are not provided alongside this article because they contain sensitive and personal information, and they were recorded in Spanish language. However, these transcripts can be requested at no charge from the corresponding author. Please, should you want to access these data, send an e-mail to the corresponding author; the only condition of access is that we request you explain what you intend to do with these data.

Grant information

This study was funded by the DFID/MRC/Wellcome Global Health Trials (MR/M007405/1 and 107435/Z/15/Z). AB-O

(103994/Z/14/Z) and JJM (074833/Z/04/Z, 205177/Z/16/Z) are supported by Wellcome Trust. JJM acknowledges receiving additional support from the Alliance for Health Policy and Systems Research (HQHSR1206660), Fogarty International Center (R21TW009982, D71TW010877), Grand Challenges Canada (0335-04), International Development Research Center Canada (106887, 108167), Inter-American Institute for Global Change Research (IAI CRN3036), Medical Research Council (MR/P008984/1, MR/P024408/1, MR/P02386X/1), National Cancer Institute (1P20CA217231), National Heart, Lung and Blood Institute (HHSN268200900033C, 5U01HL114180, 1UM1HL134590), National Institute of Mental Health (1U19MH098780), Swiss National Science Foundation (40P740-160366), and the World Diabetes Foundation (WDF15-1224).

The funders had no role in study design, data collection and analysis, decision to publish, or preparation of the manuscript.

Acknowledgements

Our thanks to Jill Portocarrero for her work coordinating the recruitment and follow-up of participants, to the colleagues at the Department of Endocrinology, Hospital Nacional Arzobispo Loayza, for their support during the different phases of this study, and to Mariana Raffaelli for her commitment to the study.

Supplementary material

Supplementary File 1: Study protocol (in Spanish).

[Click here to access the data](#)

Supplementary File 2: Completed CONSORT checklist.

[Click here to access the data](#)

Supplementary File 3: Questionnaires (in Spanish).

[Click here to access the data](#)

Supplementary File 4: Supplementary Table 1 and Table 2

[Click here to access the data](#)

References

- American Diabetes Association: **5. Prevention or Delay of Type 2 Diabetes.** *Diabetes Care.* 2017; **40**(Suppl 1): S44–7. [PubMed Abstract](#) | [Publisher Full Text](#)
- Diabetes Control and Complications Trial Research Group, Nathan DM, Genuth S, *et al.*: **The effect of intensive treatment of diabetes on the development and progression of long-term complications in insulin-dependent diabetes mellitus.** *N Engl J Med.* 1993; **329**(14): 977–86. [PubMed Abstract](#) | [Publisher Full Text](#)
- Li G, Zhang P, Wang J, *et al.*: **Cardiovascular mortality, all-cause mortality, and diabetes incidence after lifestyle intervention for people with impaired glucose tolerance in the Da Qing Diabetes Prevention Study: a 23-year follow-up study.** *Lancet Diabetes Endocrinol.* 2014; **2**(6): 474–80. [PubMed Abstract](#) | [Publisher Full Text](#)
- Lean ME, Leslie WS, Barnes AC, *et al.*: **Primary care-led weight management for remission of type 2 diabetes (DIRECT): an open-label, cluster-randomised trial.** *Lancet.* 2018; **391**(10120): 541–51. [PubMed Abstract](#) | [Publisher Full Text](#)
- Aziz Z, Absetz P, Oldroyd J, *et al.*: **A systematic review of real-world diabetes prevention programs: learnings from the last 15 years.** *Implement Sci.* 2015; **10**: 172. [PubMed Abstract](#) | [Publisher Full Text](#) | [Free Full Text](#)
- Standards of Medical Care in Diabetes-2016: Summary of Revisions.** *Diabetes Care.* 2016; **39** Suppl 1: S4–5. [PubMed Abstract](#) | [Publisher Full Text](#)
- Institute of Medicine, Board on Population Health and Public Health Practice, Committee on Living Well with Chronic Disease: **Public Health Action to Reduce Disability and Improve Functioning and Quality of Life: Living Well with Chronic Illness: A Call for Public Health Action.** National Academies Press, 2011. [Publisher Full Text](#)
- Bosworth HB, Granger BB, Mendys P, *et al.*: **Medication adherence: a call for**

- action. *Am Heart J*. 2011; **162**(3): 412–24.
[PubMed Abstract](#) | [Publisher Full Text](#) | [Free Full Text](#)
9. Volpp KG, Pauly MV, Loewenstein G, et al.: **P4P4P: an agenda for research on pay-for-performance for patients.** *Health Aff (Millwood)*. 2009; **28**(1): 206–14.
[PubMed Abstract](#) | [Publisher Full Text](#) | [Free Full Text](#)
 10. Latham LP, Marshall EG: **Performance-based financial incentives for diabetes care: an effective strategy?** *Can J Diabetes*. 2015; **39**(1): 83–7.
[PubMed Abstract](#) | [Publisher Full Text](#)
 11. Long JA, Jahnle EC, Richardson DM, et al.: **Peer mentoring and financial incentives to improve glucose control in African American veterans: a randomized trial.** *Ann Intern Med*. 2012; **156**(6): 416–24.
[PubMed Abstract](#) | [Publisher Full Text](#) | [Free Full Text](#)
 12. Gneezy U, Meier S, Rey-Biel P: **When and Why Incentives (Don't) Work to Modify Behavior.** *J Econ Perspect*. 2011; **25**(4): 191–210.
[Publisher Full Text](#)
 13. Kelly MP, Barker M: **Why is changing health-related behaviour so difficult?** *Public Health*. 2016; **136**: 109–16.
[PubMed Abstract](#) | [Publisher Full Text](#) | [Free Full Text](#)
 14. Ariely D, Bracha A, Meier S: **Doing Good or Doing Well? Image Motivation and Monetary Incentives in Behaving Prosocially.** *Am Econ Rev*. 2009; **99**(1): 544–55.
[Publisher Full Text](#)
 15. Barnes CM, Hollenbeck JR, Jundt DK, et al.: **Mixing Individual Incentives and Group Incentives: Best of Both Worlds or Social Dilemma?** *J Manage*. 2010; **37**(6): 1611–35.
[Publisher Full Text](#)
 16. Ladley D, Wilkinson I, Young L: **The impact of individual versus group rewards on work group performance and cooperation: A computational social science approach.** *J Bus Res*. 2015; **68**(11): 2412–25.
[Publisher Full Text](#)
 17. Dovidio JF, Piliavin JA, Schroeder DA, et al.: **The Social Psychology of Prosocial Behavior.** Psychology Press, 2017.
[Reference Source](#)
 18. Kohn A: **No Contest: The Case Against Competition.** Houghton Mifflin Harcourt, 1992.
[Reference Source](#)
 19. Desai J, Taylor G, Vazquez-Benitez G, et al.: **Financial incentives for diabetes prevention in a Medicaid population: Study design and baseline characteristics.** *Contemp Clin Trials*. 2017; **53**: 1–10.
[PubMed Abstract](#) | [Publisher Full Text](#)
 20. Eldridge SM, Chan CL, Campbell MJ, et al.: **CONSORT 2010 statement: extension to randomised pilot and feasibility trials.** *BMJ*. 2016; **355**: i5239.
[PubMed Abstract](#) | [Publisher Full Text](#) | [Free Full Text](#)
 21. Akehurst H, Pesantes MA, del Pilar Cornejo S, et al.: **A descriptive study of potential participant preferences for the design of an incentivised weight loss programme for people with type 2 diabetes mellitus attending a public hospital in Lima, Peru [version 2; referees: 2 approved with reservations].** *Wellcome Open Res*. 2018; **3**: 53.
[Publisher Full Text](#)
 22. Pesantes MA, Del Valle A, Diez-Canseco F, et al.: **Family support and Diabetes: Patient's Experiences from a Public Hospital in Peru.** *Qual Health Res*. 2018; **28**(12): 1871–1882.
[PubMed Abstract](#) | [Publisher Full Text](#)
 23. Broadbent E, Petrie KJ, Main J, et al.: **The brief illness perception questionnaire.** *J Psychosom Res*. 2006; **60**(6): 631–7.
[PubMed Abstract](#) | [Publisher Full Text](#)
 24. Toobert DJ, Hampson SE, Glasgow RE: **The summary of diabetes self-care activities measure: results from 7 studies and a revised scale.** *Diabetes Care*. 2000; **23**(7): 943–50.
[PubMed Abstract](#) | [Publisher Full Text](#)
 25. Altman DG, Doré CJ: **Randomisation and baseline comparisons in clinical trials.** *Lancet*. 1990; **335**(8682): 149–53.
[PubMed Abstract](#) | [Publisher Full Text](#)
 26. Assmann SF, Pocock SJ, Enos LE, et al.: **Subgroup analysis and other (mis)uses of baseline data in clinical trials.** *Lancet*. 2000; **355**(9209): 1064–9.
[PubMed Abstract](#) | [Publisher Full Text](#)
 27. Sherifali D, Nerenberg K, Pullenayegum E, et al.: **The effect of oral antidiabetic agents on A1C levels: a systematic review and meta-analysis.** *Diabetes Care*. 2010; **33**(8): 1859–64.
[PubMed Abstract](#) | [Publisher Full Text](#) | [Free Full Text](#)
 28. **Standards of Medical Care in Diabetes-2017: Summary of Revisions.** *Diabetes Care*. 2017; **40**(Suppl 1): S4–5.
[PubMed Abstract](#) | [Publisher Full Text](#)
 29. Chaudhury A, Duvoor C, Reddy Dendi VS, et al.: **Clinical Review of Antidiabetic Drugs: Implications for Type 2 Diabetes Mellitus Management.** *Front Endocrinol (Lausanne)*. 2017; **8**: 6.
[PubMed Abstract](#) | [Publisher Full Text](#) | [Free Full Text](#)
 30. Finer S, Robb P, Cowan K, et al.: **Top ten research priorities for type 2 diabetes: results from the Diabetes UK-James Lind Alliance Priority Setting Partnership.** *Lancet Diabetes Endocrinol*. 2017; **5**(12): 935–6.
[PubMed Abstract](#) | [Publisher Full Text](#)
 31. Rodriguez-Gutierrez R, Lipska KJ, McCoy RG: **Intensive Glycemic Control in Type 2 Diabetes Mellitus -- A Balancing Act of Latent Benefit and Avoidable Harm: A Teachable Moment.** *JAMA Intern Med*. 2016; **176**(3): 300–1.
[PubMed Abstract](#) | [Publisher Full Text](#) | [Free Full Text](#)
 32. Taype-Rondan A, Lazo-Porras M, Moscoso-Porras M, et al.: **Inadequate glycaemic control in LMIC: health system failures in Peru.** *Br J Gen Pract*. 2016; **66**(645): 197.
[PubMed Abstract](#) | [Publisher Full Text](#) | [Free Full Text](#)
 33. Gallacher K, Jani B, Morrison D, et al.: **Qualitative systematic reviews of treatment burden in stroke, heart failure and diabetes - methodological challenges and solutions.** *BMC Med Res Methodol*. 2013; **13**: 10.
[PubMed Abstract](#) | [Publisher Full Text](#) | [Free Full Text](#)
 34. May CR, Eton DT, Boehmer K, et al.: **Rethinking the patient: using Burden of Treatment Theory to understand the changing dynamics of illness.** *BMC Health Serv Res*. 2014; **14**: 281.
[PubMed Abstract](#) | [Publisher Full Text](#) | [Free Full Text](#)
 35. Atridge M, Creamer J, Ramsden M, et al.: **Culturally appropriate health education for people in ethnic minority groups with type 2 diabetes mellitus.** *Cochrane Database Syst Rev*. 2014; (9): CD006424.
[PubMed Abstract](#) | [Publisher Full Text](#)
 36. Lagarde M, Haines A, Palmer N: **The impact of conditional cash transfers on health outcomes and use of health services in low and middle income countries.** *Cochrane Database Syst Rev*. 2009; (4): CD008137.
[PubMed Abstract](#) | [Publisher Full Text](#)
 37. Giles EL, Robalino S, McColl E, et al.: **The effectiveness of financial incentives for health behaviour change: systematic review and meta-analysis.** *PLoS One*. 2014; **9**(3): e90347.
[PubMed Abstract](#) | [Publisher Full Text](#) | [Free Full Text](#)
 38. Kane RL, Johnson PE, Town RJ, et al.: **A structured review of the effect of economic incentives on consumers' preventive behavior.** *Am J Prev Med*. 2004; **27**(4): 327–52.
[PubMed Abstract](#) | [Publisher Full Text](#)
 39. Wall J, Mhurchu CN, Blakely T, et al.: **Effectiveness of monetary incentives in modifying dietary behavior: a review of randomized, controlled trials.** *Nutr Rev*. 2006; **64**(12): 518–31.
[PubMed Abstract](#) | [Publisher Full Text](#)
 40. Kullgren JT, Troxel AB, Loewenstein G, et al.: **Individual- versus group-based financial incentives for weight loss: a randomized, controlled trial.** *Ann Intern Med*. 2013; **158**(7): 505–14.
[PubMed Abstract](#) | [Publisher Full Text](#) | [Free Full Text](#)
 41. Relton C, Strong M, Li J: **The 'Pounds for Pounds' weight loss financial incentive scheme: an evaluation of a pilot in NHS Eastern and Coastal Kent.** *J Public Health (Oxf)*. 2011; **33**(4): 536–42.
[PubMed Abstract](#) | [Publisher Full Text](#)
 42. Adams J, Giles EL, McColl E, et al.: **Carrots, sticks and health behaviours: a framework for documenting the complexity of financial incentive interventions to change health behaviours.** *Health Psychol Rev*. 2014; **8**(3): 286–95.
[PubMed Abstract](#) | [Publisher Full Text](#)
 43. Lie SS, Karlsen B, Oord ER, et al.: **Dropout From an eHealth Intervention for Adults With Type 2 Diabetes: A Qualitative Study.** *J Med Internet Res*. 2017; **19**(5): e187.
[PubMed Abstract](#) | [Publisher Full Text](#) | [Free Full Text](#)
 44. Ali MK, Bullard KM, Saaddine JB, et al.: **Achievement of goals in U.S. diabetes care, 1999-2010.** *N Engl J Med*. 2013; **368**(17): 1613–24.
[PubMed Abstract](#) | [Publisher Full Text](#)
 45. Huayanay-Espinoza IE, Guerra-Castañon F, Lazo-Porras M, et al.: **Metabolic control in patients with type 2 diabetes mellitus in a public hospital in Peru: a cross-sectional study in a low-middle income country.** *PeerJ*. 2016; **4**: e2577.
[PubMed Abstract](#) | [Publisher Full Text](#) | [Free Full Text](#)
 46. Khunti K, Gadsby R, Millett C, et al.: **Quality of diabetes care in the UK: comparison of published quality-of-care reports with results of the Quality and Outcomes Framework for Diabetes.** *Diabet Med*. 2007; **24**(12): 1436–41.
[PubMed Abstract](#) | [Publisher Full Text](#)
 47. Leslie WS, Ford I, Sattar N, et al.: **The Diabetes Remission Clinical Trial (DiRECT): protocol for a cluster randomised trial.** *BMC Fam Pract*. 2016; **17**: 20.
[PubMed Abstract](#) | [Publisher Full Text](#) | [Free Full Text](#)
 48. Gandhi GY, Murad MH, Fujiyoshi A, et al.: **Patient-important outcomes in registered diabetes trials.** *JAMA*. 2008; **299**(21): 2543–9.
[PubMed Abstract](#) | [Publisher Full Text](#)
 49. Guyatt G, Montori V, Devereaux PJ, et al.: **Patients at the center: in our practice, and in our use of language.** *ACP J Club*. 2004; **140**(1): A11–2.
[PubMed Abstract](#)
 50. Montori VM, Gandhi GY, Guyatt GH: **Patient-important outcomes in diabetes--time for consensus.** *Lancet*. 2007; **370**(9593): 1104–6.
[PubMed Abstract](#) | [Publisher Full Text](#)
 51. Miranda JJ, Bernabe-Ortiz A: **REDEEM Study | Feasibility pilot study.** *figshare*. Dataset. 2018.
<http://www.doi.org/10.6084/m9.figshare.7180802.v2>

Open Peer Review

Current Peer Review Status:  

Version 2

Reviewer Report 04 January 2019

<https://doi.org/10.21956/wellcomeopenres.16291.r34300>

© 2019 Nugent R. This is an open access peer review report distributed under the terms of the [Creative Commons Attribution License](#), which permits unrestricted use, distribution, and reproduction in any medium, provided the original work is properly cited.



Rachel Nugent 

Research Triangle Institute (RTI) International, Durham, NC, USA

I find the responses and revisions to be acceptable. The paper presents interesting preliminary results which suggest clear future needed research. I recommend that the study be very clearly presented as intended to generate hypotheses. Thank you for the opportunity to review.

Competing Interests: No competing interests were disclosed.

I confirm that I have read this submission and believe that I have an appropriate level of expertise to confirm that it is of an acceptable scientific standard.

Author Response 17 Jan 2019

Jaime Miranda, Universidad Peruana Cayetano Heredia, Lima, Peru

Many thanks indeed for finding our responses and revisions to be acceptable. We appreciate your comment that "the paper presents interesting preliminary results which suggest clear future needed research" and concur with your recommendation "that the study [is] intended to generate hypotheses."

Competing Interests: None

Reviewer Report 02 January 2019

<https://doi.org/10.21956/wellcomeopenres.16291.r34302>

© 2019 Angeles G. This is an open access peer review report distributed under the terms of the [Creative Commons Attribution License](#), which permits unrestricted use, distribution, and reproduction in any medium, provided the original work is properly cited.

**Gustavo Angeles**

Department of Maternal and Child Health, University of North Carolina at Chapel Hill, Chapel Hill, NC, USA

This is an interesting paper about the important topic of providing incentives for healthy diabetes management. The topic is clearly relevant. Some comments:

1. Intro. Par 3. It will be useful for the reader to have a brief summary of “the limitations of individual-based incentivization strategies”. It will help with the motivation for mixed incentives.

2. It is not clear why formal testing for comparison of baseline data was not pursued. Authors should elaborate on the reasons. Randomization is expected to provide similar groups, but only if the sample size is “large” and, in practice, even a well conducted randomization procedure could produce unbalanced groups, just by chance. One of the reasons for conducting a baseline is precisely to check that balance among intervention arms was achieved.

3. 783 participants were screened and according to Figure 1, 705 were excluded. That gives 78 individuals eligible for the study. However, only 54 were randomized. What did happen with the other 24 individuals not included in the study? How come the 54 included in the study were selected out of the 78 eligible?

4. Given that 18.5% of the baseline group was lost to follow-up, was there any analysis of potential selective attrition (or selective lost-to-follow-up)?

5. Table 2. Could the authors elaborate on how the results presented in the table were obtained? In particular, taking the difference of the 3 months and baseline means does not match the difference presented in the table. For instance, for the primary outcome, Arm 1, $6.9 - 8.5 = -1.6$, however, the table shows -1.4 . For Arm 2, $7.2 - 7.9 = -0.7$, but the table shows -0.9 . There are other cases like those.

6. Also, in Table 2, I assume the authors present the bounds of the 95% confidence intervals, and they indicate that values in bold are significant at the 5% level. But, how is it significant the difference for Arm 3, primary outcome, if the confidence interval is -1.1 ± 1.6 , which means the CI is $[-2.7, 0.5]$? Similar question for Arm 2, which has a CI of -0.9 ± 1.2 or $[-2.1, 0.3]$. In both cases, the CI contains the value of zero. There are other cases like those in the tables.

7. For this being called a feasibility study this referee was expecting more content on the practical aspects of the design and implementation of the intervention. Issues of acceptability by the intended target population, practicalities and challenges of implementation, integration of the intervention with the existing service infrastructure and other aspects usually seen in feasibility studies are barely presented. There is a mention in the Discussion section about the study providing pragmatic insights on an important topic of research, but they are not elaborated at length in the paper. This study is more a pilot evaluation of an intervention with a small sample of analysis. That is fine as pilots are valuable in themselves, and this referee finds this study useful. But it is interesting the selection of words by the authors.

Is the work clearly and accurately presented and does it cite the current literature?

Yes

Is the study design appropriate and is the work technically sound?

Partly

Are sufficient details of methods and analysis provided to allow replication by others?

No

If applicable, is the statistical analysis and its interpretation appropriate?

Partly

Are all the source data underlying the results available to ensure full reproducibility?

Yes

Are the conclusions drawn adequately supported by the results?

Yes

Competing Interests: No competing interests were disclosed.

Reviewer Expertise: Impact evaluation.

I confirm that I have read this submission and believe that I have an appropriate level of expertise to confirm that it is of an acceptable scientific standard.

Author Response 30 Jan 2019

Jaime Miranda, Universidad Peruana Cayetano Heredia, Lima, Peru

Comment #1. Intro. Par 3. It will be useful for the reader to have a brief summary of “the limitations of individual-based incentivization strategies”. It will help with the motivation for mixed incentives.

Response #1. Indeed, those limitations are important and here, for the benefit of the reader given the open access platform, we provide some additional information in that regard.

“Individual cash rewards appear to be more effective in the case of standardized activities or in cases when it is relatively easy to observe effort, to monitor outcomes, and when changes are driven by short-term behaviors and goals. In the same vein, individual cash rewards may be less effective in situations where i) highly complex tasks are needed; ii) in activities and target behaviours that require dealing within social norms, trust, and reputation; iii) in activities where it is difficult to clearly observe effort and thus change in outcomes; and iv) in activities that involve long term change.[1, 2]”

Comment #2. It is not clear why formal testing for comparison of baseline data was not pursued. Authors should elaborate on the reasons. Randomization is expected to provide similar groups, but only if the sample size is “large” and, in practice, even a well conducted randomization procedure could produce unbalanced groups, just by chance. One of the reasons for conducting a baseline is precisely to check that balance among intervention arms was achieved.

Response #2. That is correct, and, in the same vein, there are many other mis-uses of baseline clinical trial data.[3, 4] Ours was a feasibility study, and therefore we preferred not to calculate such testings, as stated in our Method’s Analytical Methods: *“Following trial recommendations, no formal statistical testing for comparison of baseline data was pursued.”*

Comment #3. 783 participants were screened and according to Figure 1, 705 were excluded. That gives 78 individuals eligible for the study. However, only 54 were randomized. What did happen with the other 24 individuals not included in the study? How come the 54 included in the study were selected out of the 78 eligible?

Response #3. Thank you for noticing this, it was an omission. Those 24 correspond to individuals who did not show up to the baseline visit, who are different from the other 84 who cancelled the baseline appointment visit. We have updated Figure 1 to include these 24 subjects.

Comment #4. Given that 18.5% of the baseline group was lost to follow-up, was there any analysis of potential selective attrition (or selective lost-to-follow-up)?

Response #4. That overall figure was correct, and the number of individuals lost to follow-up was similar in each study arm. Our manuscript reports results of a formative research and provides insights to better inform a future large-scale study. Any future handling of this data, or newer analysis, should carefully account for this potential loss to follow-up, and we thank the reviewer for this recommendation.

Comment #5. Table 2. Could the authors elaborate on how the results presented in the table were obtained? In particular, taking the difference of the 3 months and baseline means does not match the difference presented in the table. For instance, for the primary outcome, Arm 1, $6.9 - 8.5 = -1.6$, however, the table shows -1.4 . For Arm 2, $7.2 - 7.9 = -0.7$, but the table shows -0.9 . There are other cases like those.

Response #5. The reviewer is correct in noticing this. The discrepancy observed is explained because the difference is calculated only among those with completed baseline and 3-month data, therefore the number of subjects is not the same as the number of subjects enrolled at baseline.

Comment #6. Also, in Table 2, I assume the authors present the bounds of the 95% confidence intervals, and they indicate that values in bold are significant at the 5% level. But, how is it significant the difference for Arm 3, primary outcome, if the confidence interval is -1.1 ± 1.6 , which means the CI is $[-2.7, 0.5]$? Similar question for Arm 2, which has a CI of -0.9 ± 1.2 or $[-2.1, 0.3]$. In both cases, the CI contains the value of zero. There are other cases like those in the tables.

Response #6. We understand the difficulty in understanding this table with multiple estimates and comparisons. To guide the reading of this table, we can summarise it into 3 types of information. First, point estimates, the three columns, one for each study Arm, show means (SDs).

Second, the row “ Δ (3-mo vs baseline)” does not show the bounds of 95% CIs, but means (SDs). Also, if bold, it indicates that this comparison is significant, i.e. different from zero, and such comparison was obtained using paired t-tests.

Third, the last two columns show p-value calculations for differences between two study arms, and these were obtained using t-tests.

Comment #7. For this being called a feasibility study this referee was expecting more content on the practical aspects of the design and implementation of the intervention. Issues of acceptability by the intended target population, practicalities and challenges of implementation, integration of the intervention with the existing service infrastructure and other aspects usually seen in feasibility studies are barely presented. There is a mention in the Discussion section about the study providing pragmatic insights on an important topic of research, but they are not elaborated at length in the paper. This study is more a pilot evaluation of an intervention with a small sample of analysis. That is fine as pilots are valuable in themselves, and this referee finds this study useful. But it is interesting the selection of words by the authors.

Response #7. The reviewer signals some key aspects of any feasibility study. The rationale for using the term feasibility in this work was informed by a combination of issues related to the fieldwork, to packaging and deploying the intervention, and the experience of the support partner. In terms of fieldwork, we document the ability to approach, identify eligible individuals, as well as to recruit, enroll, and follow-up sufficient number of patients and partners (see study’s flowchart). Key

aspects of the intervention include the capacity to deliver the intervention, an intense intervention with tailoring features, and to have a separate team to measure outcomes, expressed in the results reported. Acceptability of the intervention and challenges of the implementation were also captured in the post-study interviews, and described in the Results' section under "Partner Support". A combination of all of these inputs will inform whether the intervention merits revision according to its intensity and duration, paired with the team needed, e.g. number of diabetes educator and fieldwork evaluators, and the need to consider multiple sites, in any future larger study, translating into costs and time to execute such study. Much of this text has now been added to the discussion. In addition, we have also added in the introduction the following statement: "*Overall, this study was framed as a feasibility study designed to generate hypotheses to be tested in future larger studies and to explore the feasibility of conducting complex interventions for diabetes management in terms of fieldwork enrolment and follow-up, delivery and uptake of the intervention, and challenges of having a partner support.*"

References

1. Gneezy U, Meier S, Rey-Biel P. When and Why Incentives (Don't) Work to Modify Behavior. *J Econ Perspect*. 2011;25:191–210.
2. Ariely D, Bracha A, Meier S. Doing Good or Doing Well? Image Motivation and Monetary Incentives in Behaving Prosocially. *Am Econ Rev*. 2009;99:544–55.
3. Assmann SF, Pocock SJ, Enos LE, Kasten LE. Subgroup analysis and other (mis)uses of baseline data in clinical trials. *Lancet*. 2000;355:1064–9.
4. Altman DG, Doré CJ. Randomisation and baseline comparisons in clinical trials. *Lancet*. 1990;335:149–53.

Competing Interests: None.

Version 1

Reviewer Report 12 November 2018

<https://doi.org/10.21956/wellcomeopenres.16153.r34164>

© 2018 Nugent R. This is an open access peer review report distributed under the terms of the [Creative Commons Attribution License](#), which permits unrestricted use, distribution, and reproduction in any medium, provided the original work is properly cited.



Rachel Nugent 

Research Triangle Institute (RTI) International, Durham, NC, USA

The article addresses the important topic of diabetes management which has been especially neglected in low-resource settings. The study described is interesting and novel in using a monetary incentive to encourage behavioral change that improves diabetes-related health outcomes. As formative research, the work can be used to generate hypotheses and can be replicated. It offers novel work on incentive-setting that can be valuable in many different study settings.

There are some concerns about the methods and conclusions that I suggest the authors consider.

It is not clear why there is no control group. I am interested in whether incentives for preventive care improve upon the status quo, which is no incentive. If that question has already been thoroughly explored, then that previous research should be described.

It would be interesting to know more about the patients' partners, such as their own health status. There may be an association between the diabetic patient's success on the outcomes and the partner's own health. I suggest the same questions be asked of participant's partners as the participant survey.

There are large differences across the three arms on many of the baseline characteristics because the samples are small. For instance, the level of education is quite different across groups. Although the groups are randomized, demographic variables can influence the stated outcomes. An example is that incentive-related behavior is related to income and education.

I suggest more discussion of the findings. The point is made that the study demonstrates feasibility of larger studies, but I remain to be convinced that this intensive intervention, both in educator time and monitoring time, is practical at a large scale except in a trial setting. Also please discuss further the behavioral aspects of the results, including spelling out what lessons were obtained for the practicalities of larger studies, as suggested on page 9 and 10.

The lack of additional benefit from the caregiver participation is a major finding, and a counter-intuitive one as I would have expected stronger results due to the patient's commitment to those family and friends.

Minor:

There is no mention of how the 29 individuals were selected for in-depth interviews.

The paragraph mentioning income effects is unclear.

Is the work clearly and accurately presented and does it cite the current literature?

Partly

Is the study design appropriate and is the work technically sound?

Partly

Are sufficient details of methods and analysis provided to allow replication by others?

Yes

If applicable, is the statistical analysis and its interpretation appropriate?

Partly

Are all the source data underlying the results available to ensure full reproducibility?

Yes

Are the conclusions drawn adequately supported by the results?

No

Competing Interests: No competing interests were disclosed.

I confirm that I have read this submission and believe that I have an appropriate level of expertise to state that I do not consider it to be of an acceptable scientific standard, for reasons outlined above.

Author Response 16 Nov 2018

Jaime Miranda, Universidad Peruana Cayetano Heredia, Lima, Peru

Responses to Reviewer

Comment #1. The article addresses the important topic of diabetes management which has been especially neglected in low-resource settings. The study described is interesting and novel in using a monetary incentive to encourage behavioral change that improves diabetes-related health outcomes. As formative research, the work can be used to generate hypotheses and can be replicated. It offers novel work on incentive-setting that can be valuable in many different study settings.

There are some concerns about the methods and conclusions that I suggest the authors consider.

Response #1. Many thanks for your advice and feedback. The reviewer is right in approaching this report as "**formative research**".

Comment #2. It is not clear why there is no control group. I am interested in whether incentives for preventive care improve upon the status quo, which is no incentive. If that question has already been thoroughly explored, then that previous research should be described.

Response #2. Indeed, this work may appear as incomplete at this stage, and this can be explained. Rather than embarking into multiple aspects of a complete study, the research team made an open decision to focus this feasibility study in developing, packaging and delivering a reward-based strategy. For example, we had to decide against having a control group because, as a feasibility approach, the study will not be powered to test comparisons between the intervention vs. control groups. Instead, we decided to take one further step and accommodate, from an exploratory angle, groups based on altruism and cooperation. By completing this feasibility study, we demonstrate the acceptability of the intervention to the study participants, the capacity to deliver these interventions, and the readiness to embark into a larger full/complete randomized controlled study.

Comment #3. It would be interesting to know more about the patients' partners, such as their own health status. There may be an association between the diabetic patient's success on the outcomes and the partner's own health. I suggest the same questions be asked of participant's partners as the participant survey.

Response #3. This is a very good recommendation and one that we can accommodate in a future larger study. Thank you for this suggestion!

Comment #4. There are large differences across the three arms on many of the baseline characteristics because the samples are small. For instance, the level of education is quite different across groups. Although the groups are randomized, demographic variables can influence the stated outcomes. An example is that incentive-related behavior is related to income and education.

Response #4. Correct, randomization at baseline do show imbalances, and this is because the study's sample size is too small as pointed out. We are cautious with our interpretation. Indeed, in

the discussion, we express the following: “*Our pilot was not designed to formally test comparisons between study arms [...]. We express caution with the interpretation of results as it cannot be ascertained whether the changes in primary or secondary outcomes are due to the effect of the intervention in a given study arm. If anything, changes were observed in reducing HbA1c levels and important lessons were obtained for the practicalities of conducting larger studies using mixed incentives and enabling activities between patients, companion supports and diabetes educators.*”

Comment #5. I suggest more discussion of the findings. The point is made that the study demonstrates the feasibility of larger studies, but I remain to be convinced that this intensive intervention, both in educator time and monitoring time, is practical at a large scale except in a trial setting. Also please discuss further the behavioral aspects of the results, including spelling out what lessons were obtained for the practicalities of larger studies, as suggested on page 9 and 10.

Response #5. We agree that this is an intensive intervention, yet its practicality will need to be weighed against its effectiveness (which remains to be seen) and the large societal costs related to diabetes. Two arguments can be put forward. First, today’s status quo is quite shocking, with almost half of UK and US adults with diabetes as well as more than 90% of Peruvian patients not meeting the recommended goals for diabetes care.[1–3] Something needs to be done. Second, there are recent promising results arising from the DIRECT study, conducted in the primary care network, which has shown that diabetes remission can be achieved through intense 12-month weight loss management program.[4, 5] Whilst the intensity of the intervention is a key factor to consider, there are other factors as well. If weight-loss intense strategies can direct towards people engaging with better diet and lifestyles for longer periods, a lesser use of pharmacological medications with its associated risks, and even diabetes remission, then the scenario will be different. We will be able to complement this evidence, in a future study, by studying the effect of individual and group-based rewards. We have expanded the discussion with these reflections.

Comment #6. The lack of additional benefit from the caregiver participation is a major finding, and a counter-intuitive one as I would have expected stronger results due to the patient’s commitment to those family and friends.

Response #6. Unfortunately, it is premature to reach to such a conclusion, we need a full larger study to answer such a question.

Comment #7. Minor: There is no mention of how the 29 individuals were selected for in-depth interviews.

Response #7. We aimed to select 6 participants per study arm (18 in total), and 6 partners per study arm (12 in total), and we managed to interview 29/30 out of the planned target. Within each 6, we selected 3 who “performed well during the intervention”, defined as those who were able to lose 3Kg or more, and 3 others who did not. This detail has been added to the manuscript.

Comment #8. Minor: The paragraph mentioning income effects is unclear.

Response #8. We have edited this paragraph, which now reads, “*We kept the size of the reward equal between the treatment groups to avoid an income effect at the household level, i.e. the reward size was the same across all study arms regardless of the involvement of the partner support.*” To explain further, a participant in the study Arm 1 would have received a pre-specified amount for each target accomplished, whereas in study Arm 3 the same amount would have to be shared between the participant and his partner. In the latter scenario, this approach implies a lower reward per each individual (the patient and his partner). The alternative scenario would have been to offer the same amount for each individual across irrespective of their study Arm allocation, however, the household’s of participants assigned to patient+partner would have received twice as

much as those in the individual-only Arm, generating an income effect within the household. This is what we are trying to explain in this paragraph. If this is still confusing, we are willing to hear advice on how best to phrase this information.

References

1. Ali MK, Bullard KM, Saaddine JB, Cowie CC, Imperatore G, Gregg EW. Achievement of goals in U.S. diabetes care, 1999-2010. *N Engl J Med*. 2013;368:1613–24.
2. Huayanay-Espinoza IE, Guerra-Castañon F, Lazo-Porras M, Castaneda-Guarderas A, Thomas NJ, Garcia-Guarniz A-L, et al. Metabolic control in patients with type 2 diabetes mellitus in a public hospital in Peru: a cross-sectional study in a low-middle income country. *PeerJ*. 2016;4:e2577.
3. Khunti K, Gadsby R, Millett C, Majeed A, Davies M. Quality of diabetes care in the UK: comparison of published quality-of-care reports with results of the Quality and Outcomes Framework for Diabetes. *Diabet Med*. 2007;24:1436–41.
4. Lean ME, Leslie WS, Barnes AC, Brosnahan N, Thom G, McCombie L, et al. Primary care-led weight management for remission of type 2 diabetes (DiRECT): an open-label, cluster-randomised trial. *Lancet*. 2018;391:541–51.
5. Leslie WS, Ford I, Sattar N, Hollingsworth KG, Adamson A, Sniehotta FF, et al. The Diabetes Remission Clinical Trial (DiRECT): protocol for a cluster randomised trial. *BMC Fam Pract*. 2016;17:20.

Competing Interests: None.

Reviewer Response 03 Jan 2019

Rachel Nugent, Research Triangle Institute (RTI) International, Durham, USA

Thank you for the clear and acceptable responses.

Competing Interests: None