

Old Dominion University ODU Digital Commons

Physics Faculty Publications

Physics

2019

Quark-Mass Dependence of Elastic πK Scattering from QCD

David J. Wilson

Raúl A. Briceño


Old Dominion University, rbriceno@odu.edu

Jozef K. Dudek

Robert G. Edwards

Christopher E. Thomas

Follow this and additional works at: https://digitalcommons.odu.edu/physics_fac_pubs

 Part of the [Elementary Particles and Fields and String Theory Commons](#), and the [Quantum Physics Commons](#)

Repository Citation

Wilson, David J.; Briceño, Raúl A.; Dudek, Jozef K.; Edwards, Robert G.; and Thomas, Christopher E., "Quark-Mass Dependence of Elastic πK Scattering from QCD" (2019). *Physics Faculty Publications*. 390.
https://digitalcommons.odu.edu/physics_fac_pubs/390

Original Publication Citation

Wilson, D. J., Briceño, R. A., Dudek, J. J., Edwards, R. G., & Thomas, C. E. (2019). Quark-mass dependence of elastic πK scattering from QCD. *Physical Review Letters*, 123(4), 042002. doi:10.1103/PhysRevLett.123.042002

Quark-Mass Dependence of Elastic πK Scattering from QCD

David J. Wilson,^{1,*} Raúl A. Briceño,^{2,3,†} Jozef J. Dudek,^{2,4,‡} Robert G. Edwards,^{2,§} and Christopher E. Thomas^{5,||}

(for the Hadron Spectrum Collaboration)

¹*School of Mathematics, Trinity College, Dublin 2, Ireland*

²*Thomas Jefferson National Accelerator Facility, 12000 Jefferson Avenue, Newport News, Virginia 23606, USA*

³*Department of Physics, Old Dominion University, Norfolk, Virginia 23529, USA*

⁴*Department of Physics, College of William and Mary, Williamsburg, Virginia 23187, USA*

⁵*DAMTP, University of Cambridge, Centre for Mathematical Sciences,
Wilberforce Road, Cambridge CB3 0WA, United Kingdom*



(Received 26 April 2019; published 24 July 2019)

We present a determination of the isospin- $\frac{1}{2}$ elastic πK scattering amplitudes in S and P partial waves using lattice quantum chromodynamics. The amplitudes, constrained for a large number of real-valued energy points, are obtained as a function of light-quark mass, corresponding to four pion masses between 200 and 400 MeV, at a single lattice spacing. Below the first inelastic threshold, the P -wave scattering amplitude is dominated by a single pole singularity that evolves from being a stable bound state at the highest quark mass into a narrow resonance that broadens as the pion and kaon masses are reduced. As in experiment, the S -wave amplitude does not exhibit an obviously resonant behavior, but instead shows a slow rise from threshold, which is not inconsistent with the presence of a $\kappa/K_0^*(700)$ -like resonance at the considered quark masses. As has been found in analyses of experimental scattering data, simple analytic continuations into the complex energy plane of precisely determined lattice QCD amplitudes on the real energy axis are not sufficient to model-independently determine the existence and properties of this state. The spectra and amplitudes we present will serve as an input for increasingly elaborate amplitude analysis techniques that implement more of the analytic structure expected at complex energies.

DOI: [10.1103/PhysRevLett.123.042002](https://doi.org/10.1103/PhysRevLett.123.042002)

Introduction.— πK scattering has a long history, which mirrors closely the $\pi\pi$ case, with the P wave containing a clearly visible narrow resonance, the $K^*(892)$ which partners with the ρ , while the S wave features only a slow rise with energy. Much of our experimental knowledge is derived from the classic kaon beam experiments [1] at SLAC where the dominance of pion exchange at small momentum transfers to proton targets was used to access an effective πK initial state.

In a world where SU(3) flavor symmetry were exact, scattering amplitudes in isospin- $\frac{1}{2}$, isospin-1, and isospin-0 would all appear in an octet and have a common resonant content in each partial wave. Empirically, these channels show strikingly different behavior in the S wave, indicating a strong breaking of the SU(3) flavor symmetry. How the experimental observations evolve towards the SU(3)

symmetric theory with varying quark mass is far from understood, and in this Letter we will report on a study of this evolution in the kaon sector.

We compute the elastic scattering amplitudes for πK in isospin- $\frac{1}{2}$ in S and P partial waves, using four values of the light-quark mass resulting in pion masses of approximately 239, 284, 329, and 391 MeV. We find clear evidence for the vector K^* state for all values of the quark masses, while the S wave appears qualitatively similar to experiment with a broad enhancement seen across the elastic region.

Methods.—We utilize lattice quantum chromodynamics (QCD) as the only first-principles, systematically improvable and generally applicable approach to QCD. The use of a discretized Euclidean spacetime of finite volume allows us to determine hadronic correlation functions via Monte Carlo sampling of gauge fields. The Euclidean time dependence of these correlation functions is controlled by the discrete spectrum of eigenstates of QCD in the finite volume.

This spectrum can be used to constrain the infinite-volume scattering amplitudes via the *Lüscher* method [2–18]—for a recent review see Ref. [19]. Through the use of multiple lattice volumes and consideration of frames

Published by the American Physical Society under the terms of the [Creative Commons Attribution 4.0 International license](https://creativecommons.org/licenses/by/4.0/). Further distribution of this work must maintain attribution to the author(s) and the published article's title, journal citation, and DOI. Funded by SCOAP³.

TABLE I. A summary of the lattices used in this study, with spatial volume L^3 , temporal extent T , and the masses of relevant stable hadrons. N_{cfgs} denotes the number of gauge configurations used and N_{vecs} is the number of distillation vectors [36]. $N_{t_{\text{src}}}$ is the number of different time slices used for source operators. Brackets denote the uncertainty on the final digit.

$(L/a_s)^3 \times T/a_t$	N_{cfgs}	N_{vecs}	$N_{t_{\text{src}}}$	$a_t m_\pi$	$a_t m_K$	$a_t m_\eta$	$a_t m_\Omega$	ξ	m_π/MeV
$\{16^3, 20^3, 24^3\} \times 128$	$\{479, 603, 553\}$	$\{64, 128, 162\}$	2–8	0.069 06(13)	0.096 98(9)	0.103 64(19)	0.2951(22)	3.444(6)	391
$24^3 \times 256$	309	162	4–8	0.055 93(28)	0.090 27(15)	0.097 90(100)	0.2857(8)	3.456(9)	327
$24^3 \times 256$	400	162	4	0.047 35(22)	0.086 59(14)	0.096 02(70)	0.2793(8)	3.455(6)	284
$32^3 \times 256$	485	384	2–4	0.039 28(18)	0.083 44(7)	0.092 99(56)	0.2751(6)	3.453(6)	239

moving with respect to the lattice, sufficiently many energy levels can be obtained to determine in detail the energy dependence of a scattering amplitude across a large energy region. Several previous studies have considered πK scattering using lattice QCD [20–30].

The cubic nature of the periodic spatial boundary of the lattice means that states are characterized by irreducible representations (*irreps*) of the cubic group, and of the relevant *little groups* when considering moving frames. The mismatch between the cubic symmetry and the continuous rotational symmetry of the infinite-volume theory means that the irreps contain an infinite number of mixed partial waves. Because near threshold only a relatively small number of low partial waves are expected to be significant, in practice only two or three amplitudes influence the spectrum in the energy region we will consider.

To extract scattering amplitudes from finite-volume spectra it is important to accurately obtain all of the energy levels in the region of interest, and in order to do this, we compute matrices of correlation functions using a basis of operators, and diagonalize to obtain several excited energy eigenstates [31,32]. A range of operators are considered, matching expectations of the kinds of finite-volume eigenstates in this case, consisting of $\bar{\psi}\Gamma D\dots D\psi$ constructions which resemble $q\bar{q}$ structures [33,34], and meson-meson-like constructions [35]. The meson-meson operators are built from products of variationally optimized meson operators, themselves sums of many $\bar{\psi}\Gamma D\dots D\psi$ constructions with the flavor and spin parity of the relevant hadron: π , K , or η in this instance. The virtue of this method is that excited state contaminations from the single-meson object contained within the meson-meson object are greatly reduced, and signals may then be obtained at earlier Euclidean times where statistical noise is typically lower.

We make use of the *distillation* method [36] that allows all of the Wick contractions specified by QCD to be efficiently obtained. Anisotropic lattices, having a finer spacing in time (a_t) than space ($a_s = a_t \xi$), are used [37,38]. One lattice spacing pair (a_s, a_t) is used at each pion mass, and so we make no attempt to extrapolate to the continuum limit. Symanzik-improved gauge and fermion actions are used to reduce discretization effects. Table I provides some details of these lattices—the heaviest and lightest pion-mass lattices have been used previously to study many

other channels [35,39–50], while the two intermediate pion-mass lattices are being used for the first time in this calculation. We have previously reported on πK scattering on the 391 MeV lattice in Refs. [26,27], and we make use of these same spectra again.

To quote results in physical units, the Ω -baryon mass is used to set the scale via $a_t^{-1} = (m_\Omega^{\text{phys}}/a_t m_\Omega^{\text{latt}})$, and in this Letter, for all but the $m_\pi \approx 391$ MeV lattice, we use a new computation using 64 distillation vectors. For the $m_\pi \approx 239$ MeV lattice, this results in a more accurate value which supersedes that presented in Ref. [48]. A more complete description of the methods used to arrive at the lattice QCD spectra is presented in Ref. [27].

Finite-volume spectra.—We show a representative sample of the spectra obtained in Fig. 1, presenting two rest-frame spectra and one moving frame spectrum from the lightest pion mass considered [51]. In $[000]A_1^+$, S -wave interactions dominate and we observe large shifts in energy away from expectations in a theory without πK interactions—there is an energy level below threshold, and another significantly below the next noninteracting

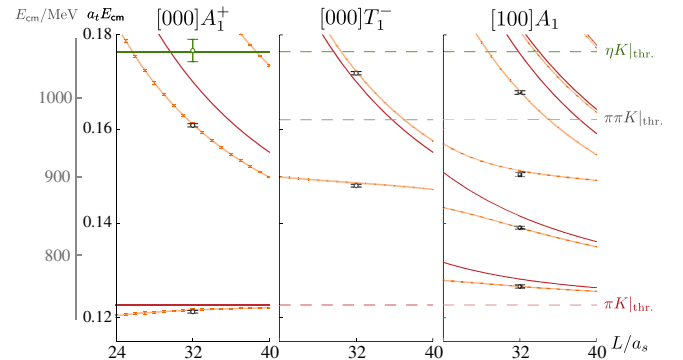


FIG. 1. An example of the finite-volume spectra computed with the ensemble corresponding to the smallest pion mass considered. The black points are finite-volume QCD energy levels used in obtaining the amplitudes. Green points indicate a level with only a significant contribution from an ηK -like operator. Red and green curves indicate the positions of πK and ηK energy levels in the absence of interactions, dashed lines indicate threshold energies. The orange points and curves show the solutions of Eq. (1) using a two-parameter K matrix in the S wave and a Breit-Wigner function in the P wave.

energy, $\pi_{[100]}K_{[100]}$. At the ηK threshold a level appears that has significant overlap onto only the $\eta_{[000]}K_{[000]}$ operator, shown in green in Fig. 1, and such a level persists across all the light-quark masses considered.

The $[000]T_1^-$ irrep is dominated by the P wave with negligibly small contributions from the F wave and higher. An isolated level appears well below the lowest non-interacting energy, likely indicating the presence of a resonance which may be narrow given the relatively small shift of the next level up in energy.

The denser spectrum in $[100]A_1$ reflects the contribution of both S - and P -wave amplitudes. This commonly occurs in unequal mass systems in moving frames since parity is not a good quantum number.

We can estimate the size of D -wave scattering in the elastic region, which can have an impact in many moving frame irreps, by considering the $[000]E^+$ irrep. Here a level is obtained at $a_1 E_{\text{cm}} = 0.1699(3)$ on the smallest mass lattice, coincident with the expected noninteracting energy for $\pi_{[100]}K_{[100]}$. This energy corresponds to a negligibly small phase shift of $\delta_2^{\pi K} = 0.26(56)^\circ$, and similarly small values apply on the other lattices, such that we may neglect the D wave and higher partial waves hereafter.

In our analysis, we choose to consider only energies below the first inelastic threshold, which, depending on the irrep and pion mass, is either $\pi\pi K$ or ηK . This results in 28, 21, 18, and 36 energy levels to constrain S - and P -wave scattering amplitudes on lattices with pion masses of 239, 284, 329, and 391 MeV, respectively.

Analysis.—The relationship between the discrete spectrum in a finite volume, $\{E_n(L)\}$, and the infinite-volume scattering matrix, $t(E)$, is given by the solutions of Lüscher’s determinant condition [2–11, 14–18, 53],

$$\det[\mathbf{1} + i\rho(E)t(E)(\mathbf{1} + i\mathcal{M}(E, L))] = 0, \quad (1)$$

where $\mathcal{M}(E, L)$ is a matrix of known functions in the space of partial waves for each irrep [54], and $\rho = (2k_{\text{cm}}/E)$. To overcome the dependence of each energy level on $t(E)$ for multiple partial waves, we parametrize the energy dependence of the scattering amplitudes using a variety of forms which respect unitarity and which have sufficient freedom to describe the spectra. For a given parametrization, the parameter values are found which upon solving the above determinant equation give finite-volume spectra that best describe the lattice spectra (minimizing the correlated χ^2 presented in Ref. [27]). A representative example in which the S and P wave are parametrized is shown by the orange points and curves in Fig. 1.

To avoid bias, we consider a wide selection of scattering amplitude parametrizations that fall into four familiar categories: effective-range expansions, Breit-Wigner forms, K matrices, as given in Ref. [27] in Eqs. (9)–(13), and unitarized chiral perturbation theory ($U\chi$ PT) [59–62]. The K matrix features the most flexibility, and we opt to use

the Chew-Mandelstam phase space in which a logarithm is generated from the imaginary part known from unitarity [27]. Our K -matrix forms respect s -channel unitarity, but do not include any features from scattering in the cross channels (no “left-hand cuts”).

The $U\chi$ PT amplitudes share the logarithm mentioned above associated with the s -channel cut, but they also contain perturbative features associated with the cross channels. All the masses considered here are far from the chiral SU(3) symmetric point about which these amplitudes are expanded. The amplitudes would break unitarity without a unitarization step which, although not unique, results in $U\chi$ PT amplitudes that respect unitarity perturbatively. We choose to apply the $\mathcal{O}(p^4)$ SU(3) amplitudes specifically because they have been used in studying the pion mass dependence of πK scattering in Ref. [63].

The S - and P -wave phase shifts of all considered amplitude parametrizations that can describe the finite-volume spectra with χ^2/N_{dof} below 2.0 are plotted in Fig. 2; there are 14–17 per pion mass, and a complete list can be found in the Supplemental Material [52]. The central curves are from a four parameter fit with a Breit-Wigner function in the P wave and a two-parameter K matrix, linear in $s = E_{\text{cm}}^2$, in the S wave. This same choice is used to produce the orange curves in Fig. 1. Very little variation is seen between parametrizations—the amplitudes are well determined and there is little sensitivity to the precise form used. As the pion mass reduces we see a clear trend towards the experimental phase shifts. The striking difference in the P -wave amplitude between the $m_\pi \approx 391$ and 327 MeV lattices is caused by the K^* changing from a bound state below the πK threshold to a resonant K^* above threshold.

The S -wave amplitude is presented in a different manner in Fig. 3, via $k_{\text{cm}} \cot \delta_0$, the quantity which has an effective range expansion $(1/a) + \frac{1}{2}rk_{\text{cm}}^2 + \dots$, where a is the scattering length and r is the effective range. The discrete points shown reflect the S wave for a fixed P -wave three-parameter K -matrix amplitude, with the uncertainty including a sampling of several amplitudes, while the curves show scattering-length and effective-range amplitudes with the same three-parameter K matrix in P wave. It is clear that for the three largest pion masses, the amplitude over the whole elastic region is acceptably well described by just a scattering length, while at the smallest mass an additional effective-range term is required. A clear trend of decreasing $m_\pi a$ is observed with decreasing light-quark mass, which is qualitatively consistent with leading order chiral perturbation theory. Figure 3 shows little evidence for a large effective range parameter that might signal the presence of a narrow resonance, nor for any strong enhancement below threshold that would be suggestive of important effects from an Adler zero in $t(E)$ [65, 66].

Poles.—The singularity content of a scattering amplitude, considered as a function of complex energy, is closely

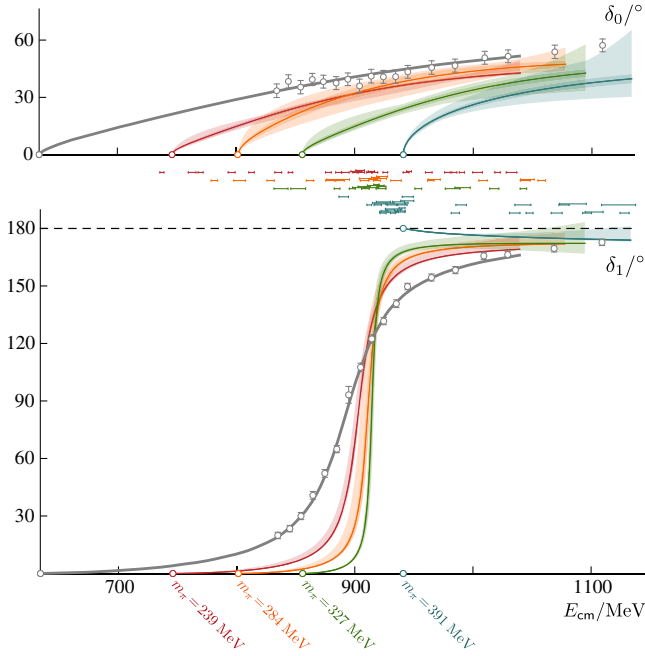


FIG. 2. S -wave (top) and P -wave (bottom) phase shifts. The central line and band correspond to the 2-parameter K matrix in the S wave and a Breit-Wigner function in the P wave described in the text and as used in Fig. 1, the outer bands include the uncertainty over parametrizations, mass, and anisotropy variations. The central colored error bars show the positions of the finite volume energy levels colored by quark mass. The circles on the x axes indicate the πK threshold at each mass. The gray points are experimental data from LASS [1] and the gray curves are from the phenomenological UFD parametrization of Ref. [64].

connected to its spectroscopic content, with the presence of a *pole*, $t \sim c^2/(s_0 - s)$ on an *unphysical* Riemann sheet, typically interpreted as being the most rigorous signal for a resonance. The pole position can be related to the mass m_R and width Γ_R , $\sqrt{s_0} = m_R \pm i\Gamma_R/2$, and the residue gives access to the coupling, c .

All the P -wave amplitudes that we found were able to describe our finite-volume spectra feature a single pole close to the real axis, and we summarize these in Fig. 4. For the heaviest pion mass we considered, the pole is on the real axis, corresponding to a stable bound state, but otherwise it is off the real axis, corresponding to an unstable resonance. A smooth evolution is seen with an approximately flat effective coupling $|c|/|k|$ as a function of the pion mass. The scatter due to parametrization choice is observed to be quite modest, comparable to the size of the statistical uncertainty.

The S -wave amplitude presented in Figs. 2 and 3 is superficially very simple: there is a rising phase shift, usually attributed to an attractive system, but no sharp features that signal the presence of a nearby pole or other singularity. This suggests that if any resonance pole is influencing this behavior, it must lie far into the complex plane. In order to determine such distant poles, it is necessary to consider the

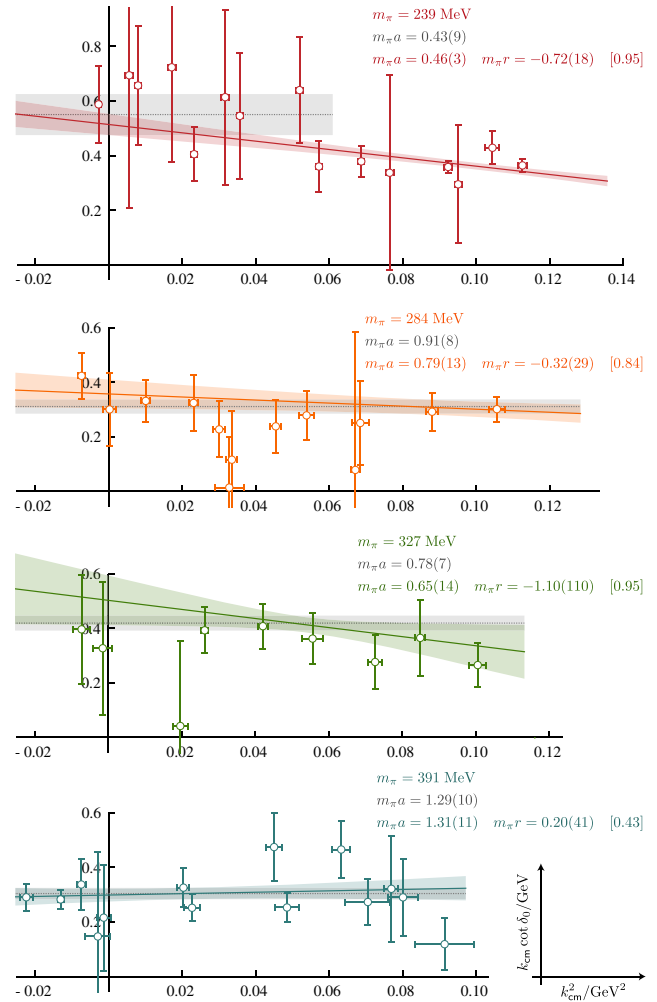


FIG. 3. The S -wave amplitudes shown as $k \cot \delta_0$. The discrete points are as described in the text. Points in the region of the K^* pole appear particularly sensitive to the P -wave amplitude and provide little constraint in the S wave; several have been removed from this plot. Curves correspond to the S -wave scattering length and effective range fits with a three-parameter K matrix in the P wave. Square brackets show parameter correlations.

features of partial-wave amplitudes at complex s that arise due to known properties of scattering, like crossing symmetry and unitarity. In elastic πK scattering, the complex plane contains three cuts [67,68]: in addition to the s -channel unitarity cut, which is correctly handled in the finite-volume formalism, unitarity in the cross channels leads to a circular cut at $|s| = (m_K^2 - m_\pi^2)$ and a left-hand cut that spans $-\infty < s < (m_K - m_\pi)^2$. If these cuts are as close to the elastic scattering region as any hypothetical resonance pole, their effect must be accounted for if the pole is to be accurately determined. Of the amplitudes applied here, only $U\chi$ PT has any contributions from the cross channels, and the degree to which they are correctly handled has been debated [62,69–71]. When the $U\chi$ PT amplitudes have their parameter freedom constrained by the finite-volume spectra presented above, a complex pole is found with a real energy around

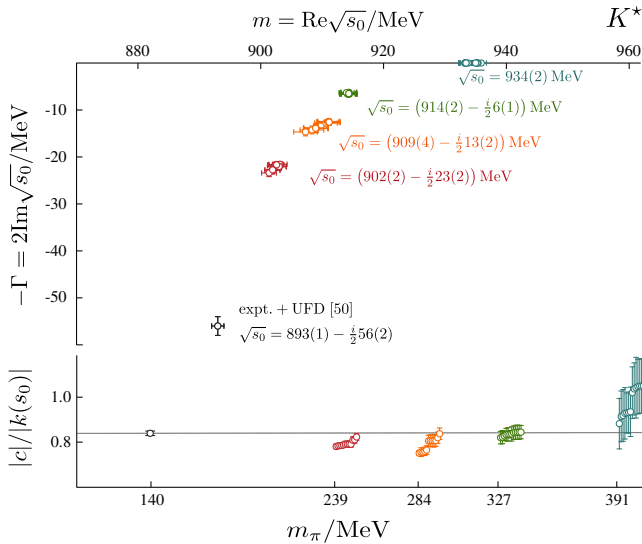


FIG. 4. Vector K^* pole positions (top) and couplings (bottom) across the four pion masses used here compared to a phenomenological fit to experimental data from Ref. [64] shown in black (also used in Fig. 2). The pole positions quoted at each mass include statistical uncertainties and an uncertainty from sampling many parametrizations. For the largest pion mass, the K^* pole appears as a bound state; it otherwise appears as a complex pole on the unphysical sheet.

$m_\pi + m_K$ and a large imaginary part, not dissimilar to the experimental κ resonance. In addition, many of the K -matrix forms we implement, which lack any explicit left-hand cut behavior, also feature poles at similar energies; however, some do not and many have other nearby poles. Even with precise information about the amplitude for real energies, the analytic continuation required to reach any pole is sufficiently large that a unique result is not found.

Summary.—We have extracted S - and P -wave elastic isospin- $\frac{1}{2}$ πK scattering amplitudes from lattice QCD spectra using Lüscher’s formalism at four light-quark masses, corresponding to pion masses between 239 and 391 MeV. The resulting amplitudes show a smooth evolution towards experimental data as the quark mass approaches its physical value. Continuing the P -wave amplitude to complex values of the energy, the lowest-lying vector K^* resonance appears as a pole singularity in a way consistent with the canonical picture of a compact quark-antiquark state that acquires a decay width by coupling to the meson-meson continuum. The S -wave amplitudes are well determined for real energies; however, the analytic continuation into the complex plane does not yield a unique result that we can interpret in terms of the κ pole. Along with our previous study of the σ [42], this provides motivation for future analyses that incorporate now-standard lattice QCD analysis techniques, namely, Lüscher-like analysis of finite-volume spectra, and those in use in the amplitude analysis community, e.g., Roy-Steiner equations, which account for the known singularities due to

cross-channel physics. In the current case, an input to such a calculation would be information about $\pi\pi \rightarrow K\bar{K}$ in several partial waves, which can be obtained in a lattice calculation using the generalization of the Lüscher formalism for coupled channels [46,48].

In closing, we believe this poses a timely challenge for the lattice QCD and amplitude-analysis communities to address jointly. In so doing, we will not only be able to acquire a detailed picture of the mysterious σ and κ resonances, but an understanding of the breaking of $SU(3)$ flavor symmetry and thus the origin and nature of these resonances.

We thank our colleagues within the Hadron Spectrum Collaboration, with particular thanks to Antoni Woss for helpful discussions. We also thank Bálint Joó for help and the use of the QPHIX codes, and Kate Clark for use of the QUDA codes. D. J. W. acknowledges support from a Royal Society–Science Foundation Ireland University Research Fellowship Grant No. UF160419. R. A. B., J. J. D., and R. G. E. acknowledge support from the U.S. Department of Energy Contract No. DE-AC05-06OR23177, under which Jefferson Science Associates, LLC, manages and operates Jefferson Lab. R. A. B. also acknowledges support from the U.S. Department of Energy Early Career Award Contract No. DE-SC0019229. J. J. D. also acknowledges support from the U.S. Department of Energy Award Contract No. DE-SC0018416. C. E. T. acknowledges support from the U.K. Science and Technology Facilities Council (STFC) [Grant No. ST/P000681/1]. The software codes CHROMA [72], QUDA [73,74], QUDA-MG [75], QPHIX [76], and QOPQDP [77,78] were used. The authors acknowledge support from the U.S. Department of Energy, Office of Science, Office of Advanced Scientific Computing Research and Office of Nuclear Physics, Scientific Discovery through Advanced Computing (SciDAC) program. Also acknowledged is support from the U.S. Department of Energy Exascale Computing Project. The contractions were performed on clusters at Jefferson Lab under the USQCD Initiative and the LQCD ARRA project. This research was supported in part under an ALCC award, and used resources of the Oak Ridge Leadership Computing Facility at the Oak Ridge National Laboratory, which is supported by the Office of Science of the U.S. Department of Energy under Contract No. DE-AC05-00OR22725. This research is also part of the Blue Waters sustained-petascale computing project, which is supported by the National Science Foundation (Grants No. OCI-0725070 and No. ACI-1238993) and the state of Illinois. Blue Waters is a joint effort of the University of Illinois at Urbana-Champaign and its National Center for Supercomputing Applications. This research used resources of the National Energy Research Scientific Computing Center (NERSC), a DOE Office of Science User Facility supported by the Office of Science of the U.S. Department of Energy under Contract No. DE-AC02-05CH11231.

The authors acknowledge the Texas Advanced Computing Center (TACC) at The University of Texas at Austin for providing HPC resources. Gauge configurations were generated using resources awarded from the U.S. Department of Energy INCITE program at Oak Ridge National Lab, and also resources awarded at NERSC.

*djwilson@maths.tcd.ie

†rbriceno@jlab.org

‡dudek@jlab.org

§edwards@jlab.org

||c.e.thomas@damtp.cam.ac.uk

- [1] P. Estabrooks, R. K. Carnegie, A. D. Martin, W. M. Dunwoodie, T. A. Lasinski, and D. W. G. S. Leith, *Nucl. Phys. B* **133**, 490 (1978); D. Aston *et al.*, *Nucl. Phys. B* **292**, 693 (1987); *Phys. Lett. B* **201**, 169 (1988); *Nucl. Phys. B* **296**, 493 (1988).
- [2] M. Luscher, *Nucl. Phys. B* **354**, 531 (1991).
- [3] K. Rummukainen and S. A. Gottlieb, *Nucl. Phys. B* **450**, 397 (1995).
- [4] P. F. Bedaque, *Phys. Lett. B* **593**, 82 (2004).
- [5] C. h. Kim, C. T. Sachrajda, and S. R. Sharpe, *Nucl. Phys. B* **727**, 218 (2005).
- [6] Z. Fu, *Phys. Rev. D* **85**, 014506 (2012).
- [7] L. Leskovec and S. Prelovsek, *Phys. Rev. D* **85**, 114507 (2012).
- [8] M. Gockeler, R. Horsley, M. Lage, U. G. Meissner, P. E. L. Rakow, A. Rusetsky, G. Schierholz, and J. M. Zanotti, *Phys. Rev. D* **86**, 094513 (2012).
- [9] S. He, X. Feng, and C. Liu, *J. High Energy Phys.* **07** (2005) 011.
- [10] M. Lage, U.-G. Meissner, and A. Rusetsky, *Phys. Lett. B* **681**, 439 (2009).
- [11] V. Bernard, M. Lage, U. G. Meissner, and A. Rusetsky, *J. High Energy Phys.* **01** (2011) 019.
- [12] M. Doring, U.-G. Meissner, E. Oset, and A. Rusetsky, *Eur. Phys. J. A* **47**, 139 (2011).
- [13] M. Doring and U. G. Meissner, *J. High Energy Phys.* **01** (2012) 009.
- [14] D. Agadjanov, U.-G. Meißner, and A. Rusetsky, *J. High Energy Phys.* **01** (2014) 103.
- [15] M. Doring, U. G. Meissner, E. Oset, and A. Rusetsky, *Eur. Phys. J. A* **48**, 114 (2012).
- [16] M. T. Hansen and S. R. Sharpe, *Phys. Rev. D* **86**, 016007 (2012).
- [17] R. A. Briceno and Z. Davoudi, *Phys. Rev. D* **88**, 094507 (2013).
- [18] P. Guo, J. J. Dudek, R. G. Edwards, and A. P. Szczepaniak, *Phys. Rev. D* **88**, 014501 (2013).
- [19] R. A. Briceno, J. J. Dudek, and R. D. Young, *Rev. Mod. Phys.* **90**, 025001 (2018).
- [20] S. R. Beane, P. F. Bedaque, T. C. Luu, K. Orginos, E. Pallante, A. Parreno, and M. J. Savage, *Phys. Rev. D* **74**, 114503 (2006).
- [21] Z. Fu, *Phys. Rev. D* **85**, 074501 (2012).
- [22] Z. Fu and K. Fu, *Phys. Rev. D* **86**, 094507 (2012).
- [23] C. B. Lang, L. Leskovec, D. Mohler, and S. Prelovsek, *Phys. Rev. D* **86**, 054508 (2012).
- [24] S. Prelovsek, L. Leskovec, C. B. Lang, and D. Mohler, *Phys. Rev. D* **88**, 054508 (2013).
- [25] K. Sasaki, N. Ishizuka, M. Oka, and T. Yamazaki (PACS-CS Collaboration), *Phys. Rev. D* **89**, 054502 (2014).
- [26] J. J. Dudek, R. G. Edwards, C. E. Thomas, and D. J. Wilson (Hadron Spectrum Collaboration), *Phys. Rev. Lett.* **113**, 182001 (2014).
- [27] D. J. Wilson, J. J. Dudek, R. G. Edwards, and C. E. Thomas, *Phys. Rev. D* **91**, 054008 (2015).
- [28] G. S. Bali, S. Collins, A. Cox, G. Donald, M. Göckeler, C. B. Lang, and A. Schäfer (RQCD Collaboration), *Phys. Rev. D* **93**, 054509 (2016).
- [29] R. Brett, J. Bulava, J. Fallica, A. Hanlon, B. Hörz, and C. Morningstar, *Nucl. Phys. B* **932**, 29 (2018).
- [30] C. Helmes, C. Jost, B. Knippschild, B. Kostrzewa, L. Liu, F. Pittler, C. Urbach, and M. Werner (ETM Collaboration), *Phys. Rev. D* **98**, 114511 (2018).
- [31] C. Michael, *Nucl. Phys. B* **259**, 58 (1985).
- [32] B. Blossier, M. Della Morte, G. von Hippel, T. Mendes, and R. Sommer, *J. High Energy Phys.* **04** (2009) 094.
- [33] J. J. Dudek, R. G. Edwards, M. J. Peardon, D. G. Richards, and C. E. Thomas, *Phys. Rev. D* **82**, 034508 (2010).
- [34] C. E. Thomas, R. G. Edwards, and J. J. Dudek, *Phys. Rev. D* **85**, 014507 (2012).
- [35] J. J. Dudek, R. G. Edwards, and C. E. Thomas, *Phys. Rev. D* **86**, 034031 (2012).
- [36] M. Peardon, J. Bulava, J. Foley, C. Morningstar, J. Dudek, R. G. Edwards, B. Joo, H.-W. Lin, D. G. Richards, and K. J. Juge (Hadron Spectrum Collaboration), *Phys. Rev. D* **80**, 054506 (2009).
- [37] R. G. Edwards, B. Joo, and H.-W. Lin, *Phys. Rev. D* **78**, 054501 (2008).
- [38] H.-W. Lin *et al.* (Hadron Spectrum Collaboration), *Phys. Rev. D* **79**, 034502 (2009).
- [39] J. J. Dudek, R. G. Edwards, and C. E. Thomas (Hadron Spectrum Collaboration), *Phys. Rev. D* **87**, 034505 (2013); **90**, 099902(E) (2014).
- [40] R. A. Briceno, J. J. Dudek, R. G. Edwards, C. J. Shultz, C. E. Thomas, and D. J. Wilson, *Phys. Rev. Lett.* **115**, 242001 (2015).
- [41] R. A. Briceno, J. J. Dudek, R. G. Edwards, C. J. Shultz, C. E. Thomas, and D. J. Wilson, *Phys. Rev. D* **93**, 114508 (2016).
- [42] R. A. Briceno, J. J. Dudek, R. G. Edwards, and D. J. Wilson, *Phys. Rev. Lett.* **118**, 022002 (2017).
- [43] J. J. Dudek, R. G. Edwards, and D. J. Wilson (Hadron Spectrum Collaboration), *Phys. Rev. D* **93**, 094506 (2016).
- [44] G. Moir, M. Peardon, S. M. Ryan, C. E. Thomas, and D. J. Wilson, *J. High Energy Phys.* **10** (2016) 011.
- [45] A. J. Woss and C. E. Thomas, *Proc. Sci. LATTICE2016* (2016) 134 [arXiv:1612.05437].
- [46] R. A. Briceno, J. J. Dudek, R. G. Edwards, and D. J. Wilson, *Phys. Rev. D* **97**, 054513 (2018).
- [47] A. Woss, C. E. Thomas, J. J. Dudek, R. G. Edwards, and D. J. Wilson, *J. High Energy Phys.* **07** (2018) 043.
- [48] D. J. Wilson, R. A. Briceno, J. J. Dudek, R. G. Edwards, and C. E. Thomas, *Phys. Rev. D* **92**, 094502 (2015).

- [49] G. K. C. Cheung, C. O'Hara, G. Moir, M. Peardon, S. M. Ryan, C. E. Thomas, and D. Tims (Hadron Spectrum Collaboration), *J. High Energy Phys.* **12** (2016) 089.
- [50] A. J. Woss, C. E. Thomas, J. J. Dudek, R. G. Edwards, and D. J. Wilson, [arXiv:1904.04136](https://arxiv.org/abs/1904.04136).
- [51] Irreps are labeled as $[ijk]\Lambda^P$, where 3-momentum $\vec{k} = (2\pi/L)(i, j, k) = [ijk]$, Λ is the irrep, and P is the parity if $\vec{k} = \vec{0}$. We provide the remaining irreps and all of the spectra for the two new lattices, along with tables of operators used, in the Supplemental Material [52]. Spectra on the heaviest pion-mass lattice are given in Ref. [48]. In the region below the ηK threshold, the qualitative pattern is the same across all 4 lattices. Spectra from the smallest mass lattice can be compared to those shown in Ref. [29], which uses a subset of the same gauge configurations, the same quark mass parameters, but a different method for computing correlation functions.
- [52] See Supplemental Material at <http://link.aps.org/supplemental/10.1103/PhysRevLett.123.042002> for the finite volume spectra, the operators used, and for details of the amplitudes that were found to successfully describe the energy levels.
- [53] R. A. Briceno, *Phys. Rev. D* **89**, 074507 (2014).
- [54] This only works for energies below three-particle thresholds. For on-going efforts to remove this restriction, see Refs. [55–58].
- [55] R. A. Briceno, M. T. Hansen, and S. R. Sharpe, *Phys. Rev. D* **99**, 014516 (2019).
- [56] R. A. Briceno, M. T. Hansen, and S. R. Sharpe, *Phys. Rev. D* **95**, 074510 (2017).
- [57] M. T. Hansen and S. R. Sharpe, *Phys. Rev. D* **90**, 116003 (2014).
- [58] M. T. Hansen and S. R. Sharpe, [arXiv:1901.00483](https://arxiv.org/abs/1901.00483).
- [59] T. N. Truong, *Phys. Rev. Lett.* **61**, 2526 (1988).
- [60] A. Dobado, M. J. Herrero, and T. N. Truong, *Phys. Lett. B* **235**, 134 (1990).
- [61] A. Gomez Nicola and J. R. Pelaez, *Phys. Rev. D* **65**, 054009 (2002).
- [62] A. Gomez Nicola, J. R. Pelaez, and G. Rios, *Phys. Rev. D* **77**, 056006 (2008).
- [63] J. Nebreda and J. R. Pelaez, *Phys. Rev. D* **81**, 054035 (2010).
- [64] J. R. Pelaez and A. Rodas, *Phys. Rev. D* **93**, 074025 (2016).
- [65] S. L. Adler, *Phys. Rev.* **137**, B1022 (1965).
- [66] S. L. Adler, *Phys. Rev.* **139**, B1638 (1965).
- [67] S. Mandelstam, *Phys. Rev.* **112**, 1344 (1958).
- [68] J. A. Oller and E. Oset, *Phys. Rev. D* **60**, 074023 (1999); S. N. Cherry and M. R. Pennington, *Nucl. Phys.* **A688**, 823 (2001); P. Buettiker, S. Descotes-Genon, and B. Moussallam, *Eur. Phys. J. C* **33**, 409 (2004); H. Q. Zheng, Z. Y. Zhou, G. Y. Qin, Z. Xiao, J. J. Wang, and N. Wu, *Nucl. Phys.* **A733**, 235 (2004); Z. Y. Zhou and H. Q. Zheng, *Nucl. Phys.* **A775**, 212 (2006); S. Descotes-Genon and B. Moussallam, *Eur. Phys. J. C* **48**, 553 (2006); J. R. Pelaez and A. Rodas, *Eur. Phys. J. C* **78**, 897 (2018).
- [69] M. Boggione and M. R. Pennington, *Z. Phys. C* **75**, 113 (1997).
- [70] J. Nieves, M. Pavon Valderrama, and E. R. Arriola, *Phys. Rev. D* **65**, 036002 (2002).
- [71] I. P. Cavalcante and J. Sa Borges, *J. Phys. G* **28**, 1351 (2002).
- [72] R. G. Edwards and B. Joo (SciDAC, LHPC, and UKQCD Collaborations), *Nucl. Phys. B, Proc. Suppl.* **140**, 832 (2005).
- [73] M. A. Clark, R. Babich, K. Barros, R. C. Brower, and C. Rebbi, *Comput. Phys. Commun.* **181**, 1517 (2010).
- [74] R. Babich, M. A. Clark, and B. Joo, in *SC 10 (Supercomputing 2010) New Orleans, Louisiana, 2010* (2010), <http://dx.doi.org/10.1109/SC.2010.40>.
- [75] K. Clark, B. Joo, A. Strelchenko, M. Cheng, A. Gambhir, and R. Brower, in *Proceedings of SC 16 (Supercomputing 2016) Salt Lake City, Utah, 2016* (2016).
- [76] B. Joó, D. Kalamkar, K. Vaidyanathan, M. Smelyanskiy, K. Pamnany, V. Lee, P. Dubey, and W. Watson, in *Supercomputing*, Lecture Notes in Computer Science Vol. 7905, edited by J. Kunkel, T. Ludwig, and H. Meuer (Springer, Berlin Heidelberg, 2013), pp. 40–54.
- [77] J. C. Osborn, R. Babich, J. Brannick, R. C. Brower, M. A. Clark, S. D. Cohen, and C. Rebbi, *Proc. Sci. LATTICE2010* (2010) 037.
- [78] R. Babich, J. Brannick, R. C. Brower, M. A. Clark, T. A. Manteuffel, S. F. McCormick, J. C. Osborn, and C. Rebbi, *Phys. Rev. Lett.* **105**, 201602 (2010).