



University of Nebraska at Omaha
DigitalCommons@UNO

Psychology Faculty Publications

Department of Psychology

9-2011

Increasing On-Task Behavior Using Teacher Attention Delivered on a Fixed-Time Schedule

Jessica L. Riley

University of Nebraska at Omaha

Brian McKeivitt

University of Nebraska at Omaha, bmckeivitt@unomaha.edu

Mark D. Shriver

University of Nebraska Medical Center

Keith D. Allen

University of Nebraska Medical Center

Follow this and additional works at: <https://digitalcommons.unomaha.edu/psychfacpub>



Part of the [Psychology Commons](#)

Recommended Citation

Riley, Jessica L.; McKeivitt, Brian; Shriver, Mark D.; and Allen, Keith D., "Increasing On-Task Behavior Using Teacher Attention Delivered on a Fixed-Time Schedule" (2011). *Psychology Faculty Publications*. 217.

<https://digitalcommons.unomaha.edu/psychfacpub/217>

This Article is brought to you for free and open access by the Department of Psychology at DigitalCommons@UNO. It has been accepted for inclusion in Psychology Faculty Publications by an authorized administrator of DigitalCommons@UNO. For more information, please contact unodigitalcommons@unomaha.edu.



Increasing On-Task Behavior Using Teacher Attention Delivered
on a Fixed Time Schedule

Jessica L. Riley, MS and Brian C. McKevitt, PhD¹

Mark D. Shriver, PhD and Keith D. Allen, PhD²

¹J. L. Riley & B. C. McKevitt, Department of Psychology, University of Nebraska at Omaha, Omaha, NE. USA.

²M. D. Shriver & K. D. Allen, Department of Psychology, Munroe-Meyer Institute, University of Nebraska Medical Center, Omaha, NE. USA.

Correspondence concerning this manuscript should be addressed to Brian C. McKevitt, PhD, Department of Psychology, University of Nebraska at Omaha, 6001 Dodge St., Omaha, NE 68182. Phone: 402-554-2498. Fax: 402-554-2556. E-mail: bmckevitt@unomaha.edu.

Abstract

The effectiveness of fixed-time delivery of attention to increase the on-task behavior of 2 students in general education was examined. The teacher in this study provided attention to students on a 5-min fixed-time schedule and responded to students in her typical manner between cued intervals. An ABAB withdrawal design was used to test the effects of the intervention. The results of this study indicate that a fixed-time schedule of attention was effective in increasing students' on-task behavior and decreasing their off-task behavior. Implications of the study for research and practice are discussed.

Key Words: Fixed time schedule, reinforcement, teacher attention, intervention, on-task behavior

Increasing On-Task Behavior Using Teacher Attention Delivered
on a Fixed Time Schedule

Classroom management is an important component of effective teaching (Algozzine, Ysseldyke, & Elliott, 1997). Teachers must be able to keep students engaged in academic tasks, as well as employ strategies to reduce classroom disruptions and inappropriate classroom behaviors. Managing inappropriate behaviors and classroom disruptions is time-consuming and takes away from valuable instructional time and time that students can engage in academic behaviors. Students who frequently engage in off-task and inappropriate behaviors disrupt the classroom environment and hinder learning. Teachers working with these students need effective strategies to increase student compliance and engaged academic behaviors, as well as to reduce off-task and inappropriate classroom behaviors and disruptions (Alberto & Troutman, 2009).

The implementation of fixed-time (FT) delivery of teacher attention has been found to be effective in reducing off-task and disruptive behavior in school settings (Austin & Soeda, 2008; Jones, Drew, & Weber, 2000). Austin and Soeda (2008) found that the delivery of attention using a FT schedule was effective in reducing the off-task behaviors of two typically developing third grade students in a general education classroom. After a functional analysis determined attention to be maintaining both students' disruptive behavior, the researchers worked with the classroom teacher to identify a feasible schedule of reinforcement. During the FT attention condition, the teacher provided the students with attention every 4 min. The teacher praised the students for on-task behavior and redirected the students if they were off-task. The teacher was asked to ignore the students' appropriate and inappropriate behavior that occurred between the intervals (i.e., extinction).

Austin and Soeda (2008) found immediate and sustained reductions in the percentage of intervals off-task using this schedule of FT reinforcement. During the condition in which the teacher implemented the FT schedule of reinforcement delivery, the students' off-task behaviors decreased; following a return to baseline the percentage of intervals off-task for both students increased, but once the teacher resumed FT reinforcement delivery, the off-task behaviors of the students immediately decreased. The results were maintained within a different setting and also when the intervention was implemented by a different teacher.

Austin and Soeda (2008) conceded that extinction was likely a contributing factor to the intervention's effectiveness. Given that the teacher ignored the problematic behavior of the students during the intervention condition, the effects of the intervention may have been attributed to extinction for off-task behaviors between intervals and increased attention for students' on-task behaviors at cued intervals. Another potential explanation offered for the decrease in off-task behaviors was differential reinforcement. The teacher responded with praise for on-task behaviors or a brief redirection for off-task behaviors. The researchers reported that there may have been an increased association between engaging in on-task behaviors and the delivery of teacher praise.

A FT schedule of attention delivery requires teacher attention be delivered at certain pre-determined time intervals. FT attention delivery is presumed to work because an individual's motivation to engage in problematic behavior to obtain attention may be reduced as a result of the freely available reinforcer (Lalli, Casey, & Kates, 1997). Given that the delivery of attention is based on time and not occurrences of a target behavior, FT attention delivery is sometimes referred to as noncontingent reinforcement or NCR (Waller & Higbee, 2010). However, to be classified as NCR, the stimulus delivered on the time-based schedule should be unrelated to the

target behavior and not contingent upon its occurrence (Alberto & Troutman, 2009; Kazdin, 2001). In schools, it may be unlikely that teachers will provide students with comments that are unrelated to the delivery of desired target behaviors. In fact, teachers are commonly taught to make behavior-specific praise statements (Alberto & Troutman, 2009). Therefore, providing teachers with cues to make statements related to praising desired behavior or redirecting undesired behavior may be considered more acceptable than typical NCR delivery used with students with more severe disabilities that involves neutral statements.

Furthermore, extinction is a common component of NCR. Teachers are instructed to ignore problematic behaviors between cued intervals of attention delivery (Alberto & Troutman, 2009). However, teachers may find it challenging and unacceptable to ignore problem behaviors between intervals of attention, especially when those problem behaviors disrupt the learning environment. Allowing teachers to address behaviors between intervals of fixed-time attention might serve to make the intervention more acceptable.

FT attention delivery is an intervention that can be reasonably implemented by a classroom teacher without a significant amount of time and cost (Austin & Soeda, 2008). The density of the schedule should depend on the frequency of the problematic behaviors. Leaner schedules, which may be more feasible for teachers, may be used in the classroom for students whose off-task or disruptive behavior disrupts their learning or the learning of other students in the class while denser schedules may be used with students with more severe behaviors.

Mautone et al. (2009) reported that the time and resources required to implement interventions, as well as the complexity of the intervention, are characteristics that may impact the treatment integrity of interventions implemented in the classroom. Educators prefer interventions that are time efficient, minimally intrusive, and that increase appropriate classroom

behaviors and skills (Elliott, Witt, & Kratochwill, 1991). Given that FT reinforcement delivery may be a time and resource efficient intervention for teachers to implement in their classroom to address disruptive behaviors of students, teacher acceptability of the intervention may increase. Teacher acceptability of the intervention is critical for treatment integrity and intervention success (Mautone et al., 2009). Austin and Soeda (2008) indicated that involving the teacher in decisions about the schedule of reinforcement may also have increased acceptability of the intervention.

The purpose of this study was to examine the effectiveness of the delivery of FT attention on the increase in on-task behavior and co-occurring reduction in off-task behavior in general education students. Studies applying FT attention to a general education population are uncommon but important because FT can be a highly manageable intervention for a general education teacher to implement (Austin & Soeda, 2008). The present study replicates the study conducted by Austin and Soeda (2008) thereby adding to the existing evidence for the effectiveness of a FT schedule of attention as an acceptable method for increasing on-task behavior and decreasing off-task behavior in a general education setting. This study also expands on Austin and Soeda's (2008) study by examining if FT attention delivery is effective in reducing off-task behaviors *without* the inclusion of extinction between intervals.

Method

Participants and Setting

Data were collected from two elementary school students and their classroom teacher in a school located in a small Midwestern U.S. city. One 7-year-old female student, Sally, and one 7-year-old male student, Joey, were identified by their teacher as displaying off-task behavior, including not remaining seated or keeping hands to self during large-group instruction, talking to

peers, calling out, getting out of their seats, disrupting instruction and disturbing other students. The teacher reported that both students have the academic skills to complete coursework but that these students engaged in more off-task behavior than their classroom peers. Joey had been diagnosed with attention-deficit-hyperactive disorder and was taking medication during the course of the study. The classroom teacher had been teaching elementary-age students for nine years.

The school in which the study took place had 225 students in grades Kindergarten through fifth, with 60% of the school's population eligible for free or reduced-price lunch. This study took place in the classroom of the teacher and student participants. The classroom had 11 girls and 10 boys at the time of the study.

Recording and Reliability

The variables of interest that were recorded are included in the *Behavioral Observation of Students in Schools* (BOSS) developed by Shapiro (2004). These variables included: (a) active engaged time, defined as "those times when the student is actively attending to the assigned work" (b) passive engaged time, defined as "those times when the student is passively attending to assigned work" (c) off-task motor behaviors, defined as "any instance of motor activity that is not directly associated with an assigned academic task" (d) off-task verbal behaviors, defined as "any audible verbalizations that are not permitted and/or are not related to an assigned academic task" (e) off-task passive behaviors, defined as "those times when a student is passively not attending to an assigned academic activity for a period of at least three consecutive seconds" and (f) teacher-directed instruction, defined as "those times when the teacher is directly instructing the class or individuals within the class" (Shapiro, 2004, pp. 38-41). Shapiro designed the BOSS to be used for classroom observations of independent seatwork, small group, or other

instructional events. Active and passive engaged time were reported as on-task behaviors in the results of this study, while off-task motor, verbal, and passive behaviors were coded as off-task behaviors. The behavioral categories were combined by adding the intervals together.

Direct observations of student on-task and off-task behavior were conducted by the first author and trained graduate students using a 15-s momentary time sampling recording procedure. A timer was used to indicate the time intervals when observations by the researchers occurred and were recorded. At the beginning of the cued interval, the observer(s) looked at the behavior of the target student or teacher and placed a mark in the appropriate box on the scoring sheet. Direct observations took place three to four times a week during 30-min sessions in the classroom during both teacher-led large-group and small-group instruction, as well as independent and partner work. Observers rotated between each student participant after 5 min of recording so that each student was observed for a total of 15 min. On some days during observation sessions, students had to leave for other activities so the observation session was limited to 12.5 to 13 min per student. Data were recorded for 17 sessions during the fall semester of the academic school year.

A frequency count of teacher attention towards each student participant was also recorded; teacher attention included teacher praise and redirection. Teacher praise towards the student was recorded if the teacher said something positive to the student. Examples of teacher praise included: "Great job (*student name*)" and "I like how hard you are working (*student name*)." A redirection of student behavior made by the teacher was recorded if the teacher told the student that he/she should not be engaging in a certain behavior and/or should be engaging in a different behavior or task. Examples of redirection included: "(*Student name*), you should be working on your paper," "(*Student name*), you should not be talking to your friends right now,"

and “Keep your hands to yourself (*student name*).” Examples of teacher talk that were not scored include: “(*Student name*), please read the next section out loud” and “(*Student name*), point out on the board which word most correctly fits this sentence.”

The observations were conducted by the first author and a secondary observer for interrater agreement checks. Graduate students were trained to use the 15-s momentary time sampling procedure and how to code behaviors using the variables from the BOSS. The training included teaching and reviewing the procedures, providing examples of behaviors that could be coded, and also practicing the coding procedures. Trained graduate students simultaneously, but independently, observed and recorded on-task and off-task behavior of the target students and the praise and redirection statements made by the teacher during 23.5% of the sessions across all phases of the study. Interrater agreement was calculated by dividing the sum of intervals the codes were consistent between observers by the total number of intervals recorded during the observation session. The mean interrater reliability for on-task and off-task behavior was 95%, with a range of 80.77% to 100% accuracy. Interrater reliability for teacher praise and redirection statements was 100%.

Treatment Integrity

To assess procedural integrity during intervention conditions, data were collected to monitor the delivery of teacher attention to the target students. The delivery of teacher attention had to have been provided every 5 min. Due to the teacher’s classroom responsibilities, such as providing direct instruction to the large group or talking with another student, the teacher was allowed to provide attention to the students up to 5 s after her cue and still have it coded as a correct delivery. Treatment integrity was calculated by dividing the number of intervals the teacher provided attention divided by the number of intervals the teacher was cued, then

multiplying by 100%. Treatment integrity during 8 of the 9 sessions in the intervention conditions was 100%; one intervention session was implemented with 80% integrity.

Procedure

Informed consent was obtained from the teacher participant and the parents of the student participants. The author met with the teacher participant to explain the benefits of using FT with students who display off-task behavior. The author then described the FT procedure, including the teacher's role during the baseline and intervention conditions and a brief description of the data collection procedures and interrater observations.

Functional assessment. The teacher was interviewed using the *Functional Behavioral Assessment Interview Form* developed by Gable, Quinn, Rutherford, and Howell (1998). The purpose of the interview was to develop hypotheses regarding the function of off-task and disruptive behavior of the student participants. The information obtained during the interview included a description of the problem behavior, when and where the target behavior was most and least likely to occur, and what happened before, during, and after the problem behavior. Direct observations of the student participants were then conducted by the author using anecdotal recording. Data were recorded on the occurrence and description of the problem behavior, and what occurred directly before and after the problem behavior of each student participant. The teacher and the first author used interview and observation information to generate a hypothesis that the off-task behavior of each student participant was maintained by teacher and peer attention.

Baseline. During the baseline phase, no changes in teacher behavior were made; the teacher was asked to respond to the students in her typical manner which consisted of brief reprimands or redirections for off-task or inappropriate behavior and praise for on-task and

desirable behavior. Direct observations took place by the first author and secondary observer to record the on-task and off-task behavior of each student participant. Observations of student behavior occurred during large and small group teacher-led instruction and independent work time.

FT attention. The teacher and the author agreed upon a 5-min schedule of reinforcement which was based upon the baseline levels of teacher attention for each participating student. The teacher provided attention to each student about every 15 min during baseline. The teacher agreed that providing the students attention every 5 min seemed feasible and would increase rates of teacher attention to three times the rate originally provided in the baseline conditions. Austin and Soeda (2008) chose a 4-min schedule of reinforcement in their study; this was effective in decreasing off-task behaviors of students. Considering the rates of the students' off-task behaviors, we hypothesized that an even leaner schedule of reinforcement could be effective in decreasing these behaviors.

The teacher was cued to provide attention to the student participants using a Motivaidor® device that was set to vibrate every 5 min. Upon receiving the cue, the teacher provided brief, individual attention to each student participant; the students were praised for on-task behavior and the teacher redirected off-task behavior. The teacher was asked to alternate providing attention to each student first. During the intervention condition, the teacher was allowed to redirect and reinforce student participants' behavior between intervals as she typically would.

Experimental Design and Data Analysis

This study utilized an ABAB withdrawal design with both student participants in order to assess the presence of a functional relationship between intervention implementation and student behavior. During the baseline (A) condition, the teacher was asked to respond to the student

participants' behavior in her usual manner. During the FT attention (B) condition, the teacher provided attention to the students' behavior following a vibratory cue at fixed intervals. Between the cued intervals, the teacher responded to the students in her typical manner. The initial intervention phase was followed by a withdrawal of the intervention and a return to baseline (A). The FT attention intervention condition (B) was then reinstated.

The on-task and off-task behaviors of each student were recorded in the same way during the baseline and intervention phases to allow for an analysis of the effects of the intervention. This design demonstrates the relations between the implementation of the intervention and the changes in target behavior (Tankersely, Harjusola-Webb, & Landrum, 2008). In addition, rates of teacher praise and redirections were recorded for each condition to analyze the effect of the FT attention intervention on increasing the unprompted rates of teacher attention.

Results

The on-task behaviors of each student are presented in Figure 1. On- and off-task behaviors were mutually exclusive in the coding system, thus only on-task behaviors are displayed. For Sally, there is a clear and immediate increase in on-task behaviors at the start of the intervention, ($M=90.43\%$; range 80% to 96.7%) relative to baseline ($M=69.5\%$; range 50% to 91.7%). This increase in the percentage of intervals of on-task behavior is maintained throughout the intervention condition. There is an immediate decrease in on-task behavior with a return to baseline ($M=69.58\%$; range 61.7% to 83.3%); followed by an increase in on-task behaviors when the intervention is reinstated ($M=91.7\%$; range 83.3% to 96.7%). The mean percentage of intervals of off-task behavior were greater in both baseline conditions ($M=30.95\%$; range 8.3% to 50%) in the first baseline and in the second baseline ($M=30.43\%$; range 16.7% to 38.3%) when compared to the mean percentage of intervals of off-task behavior in both intervention

conditions ($M=9.58\%$; range 3.3% to 20%) in the first intervention condition and in the second intervention condition ($M=8.3\%$; range 3.3% to 16.7%).

For Joey, there is a distinct increase in on-task behaviors at the start of the intervention, which is sustained throughout the intervention condition ($M=80\%$; range 76.7% to 86.7%) relative to baseline ($M=59.85\%$; range 51.9% to 75%). There is a decrease in the percentage of intervals of on-task behavior after a return to baseline ($M=62.5\%$; range 48.3% to 71.7%). On-task behaviors then increase when the intervention condition is reinstated ($M=80.05\%$; range 71.7% to 88.5%). The mean percentage of intervals of off-task behavior were greater in both baseline conditions ($M=40.15\%$; range 25% to 48.1%) in the first baseline and in the second baseline condition ($M=37.5\%$; range 28.3% to 51.7%) when compared to the mean percentage of intervals of off-task behavior in both intervention conditions ($M=20\%$; range 13.3% to 21.7%) in the first intervention condition and in the second intervention condition ($M=18.7\%$; range 11.5% to 28.3%).

The rate of teacher attention (i.e., praise and redirection statements) made per minute during baseline and intervention conditions is presented in Figure 2. The rate of praise statements made by the teacher to Sally increased during intervention conditions when compared to baseline conditions. The mean rate of praise statements for Sally during the first baseline condition ($M=.03$; range 0 to .10) increased during the intervention condition ($M=.17$; range .13 to .20). Praise statements decreased during the second baseline condition ($M=.02$; range 0 to .07) and then increased again during the second intervention condition ($M=.15$; range .07 to .20). Likewise, the number of redirections for Sally increased during the intervention conditions when compared to baseline, although redirections occurred less frequently than praise statements in the intervention conditions. The mean rate of redirection statements during the first baseline

condition ($M=.04$; range 0 to .10) increased during the first intervention condition ($M=.10$; range .03 to .17). In the second baseline condition, the mean rate of redirections again decreased ($M=.02$; range 0 to .03), then increased in the second intervention condition ($M=.13$; range 0 to 0.13).

The same pattern of increases occurred for Joey; the mean rate of praise statements in the first baseline ($M=0.01$; range 0 to .03) and in the second baseline ($M=0.02$; range 0 to .03) increased in the first intervention condition ($M=.18$; range .13 to .20) and in the second intervention condition ($M=.15$; range .12 to .20). The mean rate of redirections for Joey in the first baseline ($M=.05$; range .03 to .07) and in the second baseline ($M=.07$; range 0 to .13) also increased in the first intervention condition ($M=.09$; range .03 to .17) and in the second intervention condition ($M=.09$; range .03 to .20). Like Sally, praise statements occurred more frequently than redirections for Joey.

Figure 3 depicts the rates of total teacher attention (i.e., praise and redirection statements combined) during baseline and intervention conditions. As expected, rates of teacher attention for each student increased considerably following the introduction of FT because of the cued prompts provided to the teacher. However, a question remained whether the teacher provided attention beyond the cued prompts, thus demonstrating that she did not engage in extinction between teacher prompts. For the intervention, the teacher was asked to provide attention to the students every 5 min, or at a rate of .20 times per min (as depicted by the horizontal line in Figure 3). Because the rates of attention provided exceed .20 per min during the intervention conditions, this graph illustrates that the teacher also provided attention to each student between the cued intervals and thus did not engage in extinction. In fact, when we subtracted the teacher attention provided on cue from the total teacher attention provided (as illustrated in Figure 3), we

found that the rates of teacher attention provided without cues in baseline ($M=.07$ for Joey and $M=.06$ for Sally) were almost identical to those provided without cues during the intervention ($M=.08$ for Joey and $M=.06$ for Sally), further demonstrating that the teacher proceeded with her typical routine between cued prompts.

Discussion

The findings of this study indicate that the provision of FT attention was effective in increasing the on-task behaviors of both student participants. With an increase in the percentage of intervals of student engagement in on-task behaviors, there was a decrease in the occurrence of incompatible off-task and disruptive behaviors. This study demonstrates that FT attention delivery can be an effective strategy used to increase the on-task behaviors and decrease the off-task behaviors of typically-developing students. These findings are similar to the results of the Austin and Soeda (2008) study in which off-task behaviors of students decreased upon the implementation of FT.

In this study, FT attention delivery was differentiated from NCR because the attention provided by the teacher was related to the behaviors she observed. Commonly, teachers make behavior specific statements, so the provision of attention related to observed behaviors in this FT intervention has practical applicability for teachers. Furthermore, the extinction component typically required when implementing FT or NCR was removed for this study, also enhancing its practical application. Even without the inclusion of extinction between cued intervals, FT was still effective in increasing the on-task behavior of the student participants. Teachers may be more willing to implement an intervention which would allow them to respond to student behaviors between cued intervals (e.g., by redirecting disruptive behavior during instruction).

The teacher in this study stated that she liked the intervention and that it was easy to use. She believed that this intervention was not a distraction to learning and teaching in her classroom. She reported that using the Motivaidor® cueing device reminded her to provide reinforcement to the students in the study and also to other students in the classroom. The teacher understood how important it was to provide more frequent attention to these students and also to provide more positive reinforcement by praising the students for desirable behaviors. She reported that she is trying to build in more reinforcement for all the students in her class.

This study also indicates that a relatively lean schedule of reinforcement is sufficient in increasing the on-task behaviors of students. Research by Lalli et al. (1997) also found that lean schedules of reinforcement were effective in decreasing aggressive behaviors, as long as the schedule did not result in reinforcement deprivation. The schedule of reinforcement used in this study was determined after identifying baseline levels of teacher attention towards the students. The teacher in this study provided teacher attention about every 15 min to each student; in order to prevent deprivation, the delivery of reinforcement during the intervention conditions was increased to 5 min for each student. This schedule of reinforcement was acceptable to the teacher, and increased the amount of teacher attention each student received in the intervention conditions relative to baseline conditions.

We hypothesize that the provision of teacher attention on a fixed-time schedule of reinforcement served to weaken the contingency between problem behaviors of the students and existing reinforcement. Teacher attention became freely available to these students without their engagement in problematic behaviors. The rate of teacher attention was increased to prevent deprivation and to provide students with more frequent access to reinforcement. The students

received teacher praise for positive behaviors more often, and the teacher maintained the ability to redirect the students if they were off-task.

However, because the teacher's comments were specific to the behaviors she observed, it may be the case that increases in on-task behavior resulted from a reinforcing effect of praise, and decreases in off-task behavior resulted from a punishing effect of redirection statements. These effects may have occurred independent of an existing contingency that the FT intervention attempted to remove, especially given the lack of extinction between cued intervals. Further research is needed to address possible mechanisms for the intervention effects observed in relation to the content of teacher verbal statements.

The inclusion of an extinction component may be a more essential component of FT if the target students more frequently engage in off-task behavior or engage in more disruptive classroom behaviors. The off-task behaviors of the students in this study (e.g. out-of-seat, fidgeting with objects, etc.) may have been less disruptive to the class compared to other off-task behaviors (e.g. yelling out answers, running around the room, throwing objects, etc.). Future research may need to identify the conditions when FT without an extinction component may be more effective than FT with extinction between cued intervals.

Increasing the rate of attention delivery in this study increased the frequency of teacher praise and redirection statements for each student. Thus, the FT intervention also served to increase the number of positive teacher-student interactions, even though redirections continued. Burnett (2002) found that students who reported positive relationships with their teachers perceived the overall classroom environment as positive. Although not specifically measured, the researcher noted anecdotally that the frequency of teacher praise for other students in the classroom also increased. During FT, the teacher also responded positively to other students in

the class. The teacher tried to make it less noticeable that she was targeting the student participants during the study, so she provided praise to other students for engaging in on-task behaviors. Implementing FT, even if the intervention is directed at only a few students, may increase the frequency of positive teacher statements towards other students in the classroom which may lead to a more positive classroom environment.

One limitation of this study was the length of intervention implementation. Future studies may be conducted to identify strategies to maintain the effects of the intervention over time. Similarly, there were only four data points per condition and a lack of stability in baseline which limits interpretation of changes between phases. Another limitation of this study was the class activity during the time of observation. Observations took place during the same time of day during most, but not all, sessions. Class activities varied during all the sessions including combinations of small and large group teacher-led instruction, as well as individual and partner work. The teacher identified that student participants engaged in more off-task behaviors during large group teacher-led instruction, so the first author tried to match observations during this time. However, the different activities observed may have contributed to the variability in data. Future studies may try to isolate observations during the times when students are engaging in more off-task behaviors to further identify the effectiveness of FT attention delivery.

An additional limitation of the study was the lack of a functional analysis to accurately identify a true function of the problematic behavior. While this lack of a functional analysis may be considered a limitation, the procedures used replicate common practice in schools (i.e., interview and observation techniques to hypothesize function; Crone & Horner, 2003). In addition, there is empirical evidence that descriptive functional assessment procedures may

produce accurate hypotheses of function (e.g., Alter, Conroy, Mancil, & Haydon, 2008; Lerman, Hovanetz, Strobel, & Tetreault, 2009; Taylor & Romanczyk, 1994).

Researchers need to continue to work to determine a model for identifying schedules of reinforcement delivery most effective for promoting positive student behavior and learning in classrooms. This would help teachers and other education professionals determine the most appropriate schedule of reinforcement delivery when using FT interventions in schools. FT interventions with lean schedules of reinforcement may enhance teacher acceptability, thus promoting the use of this promising intervention.

References

- Alberto, P. A., & Troutman, A. C. (2009). *Applied behavior analysis for teachers*. Upper Saddle River, NJ: Pearson.
- Algozzine, B., Ysseldyke, J., & Elliott, J. (1997). *Strategies and tactics for effective instruction*. Longmont, CO: Sopris West.
- Alter, P. J., Conroy, M. A., Mancil, G., & Haydon, T. (2008). A comparison of functional behavior assessment methodologies with young children: Descriptive methods and functional analysis. *Journal of Behavioral Education, 17*, 200-219.
- Austin, J. L., & Soeda, J. M. (2008). Fixed-time teacher attention to decrease off-task behaviors of typically developing third graders. *Journal of Applied Behavior Analysis, 41*, 279-283.
- Burnett, P. C. (2002). Teacher praise and feedback and students' perceptions of the classroom environment. *Educational Psychology, 22*, 5-16,
- Crone, D. A., & Horner, R. H. (2003). *Building positive behavior support systems in schools*. New York: Guilford.
- Elliott, S. N., Witt, J. C., & Kratochwill, T. R. (1991). Selecting, implementing, and evaluating classroom interventions. In G. Stoner, M. Shinn, & H. Walker (Eds.). *Interventions for achievement and behavior problems* (pp. 99-135). Bethesda, MD: National Association of School Psychologists.
- Gable, R. A., Quinn, M. M., Rutherford, R. B., & Howell, K. W. (1998). Functional behavioral assessments and positive behavioral interventions. *Preventing School Failure, 42*, 106 - 119.
- Jones, K. M., Drew, H. A., & Weber, N. L. (2000). Noncontingent peer attention as treatment for disruptive classroom behavior. *Journal of Applied Behavior Analysis, 33*, 343-346.

- Kazdin, A. E. (2001). *Behavior modification in applied settings*. Belmont, Ca: Wadsworth/Thomson Learning.
- Lalli, J. S., Casey, S. D., & Kates, K. (1997). Noncontingent reinforcement as treatment for severe problem behavior: Some procedural variations. *Journal of Applied Behavior Analysis, 30*, 127-137.
- Lerman, D. C., Hovanetz, A., Strobel, M., & Tetreault, A. (2009). Accuracy of teacher-collected descriptive analysis data: A comparison of narrative and structured recording formats. *Journal of Behavioral Education, 18*(2), 157-172.
- Mautone, J. A., DuPaul, G. J., Jitendra, A. K., Tresco, K. E., Junod, R.V., & Volpe, R. J. (2009). The relationship between treatment integrity and acceptability of reading interventions for children with attention-deficit/hyperactivity disorder. *Psychology in Schools, 46*, 919-931.
- Shapiro, E.S. (2004). *Academic skills problems: Direct assessment and intervention*. New York: Guilford.
- Tankersley, M., Harjusola-Webb, S., & Landrum, T.J. (2008). Using single-subject research to establish the evidence base of special education. *Intervention in School and Clinic, 44*, 83-90.
- Taylor, J. C., & Romanczyk, R. G. (1994). Generating hypotheses about the function of student problem behavior by observing teacher behavior. *Journal of Applied Behavior Analysis, 27*, 251-265.
- Waller, R. D. & Higbee, T. S. (2010). The effects of fixed-time escape on inappropriate and appropriate classroom behavior. *Journal of Applied Behavior Analysis, 43*, 149-153.

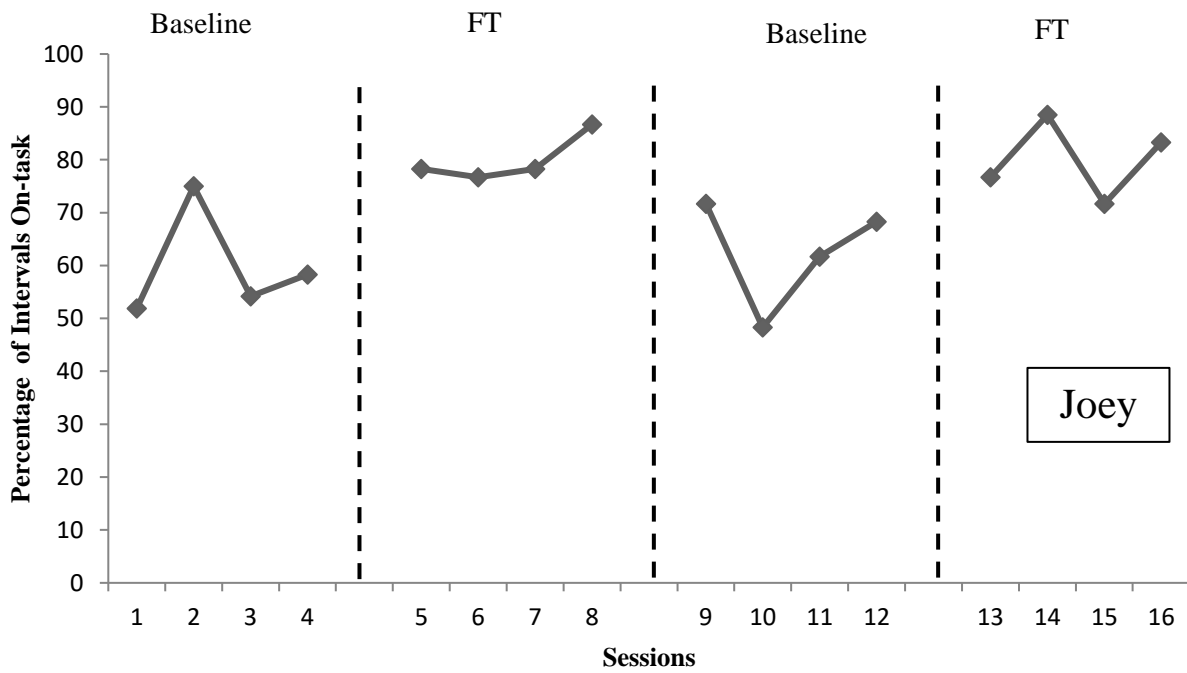
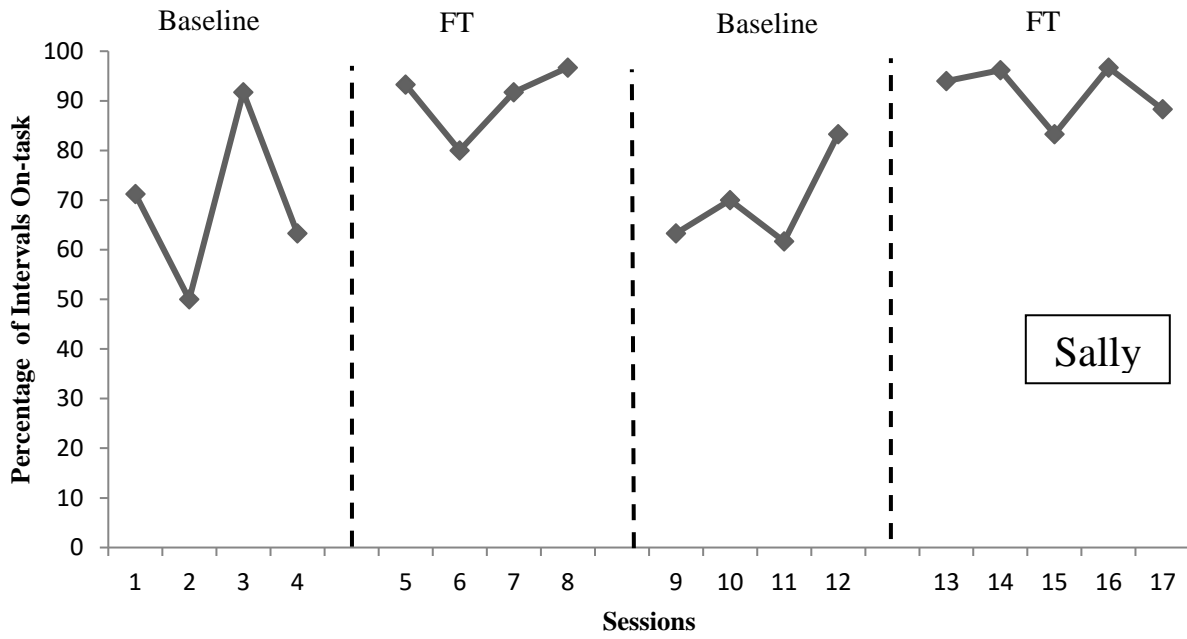


Figure 1. Percentage of intervals in which on-task behaviors were observed for Sally (top) and Joey (bottom) during baseline and intervention conditions.

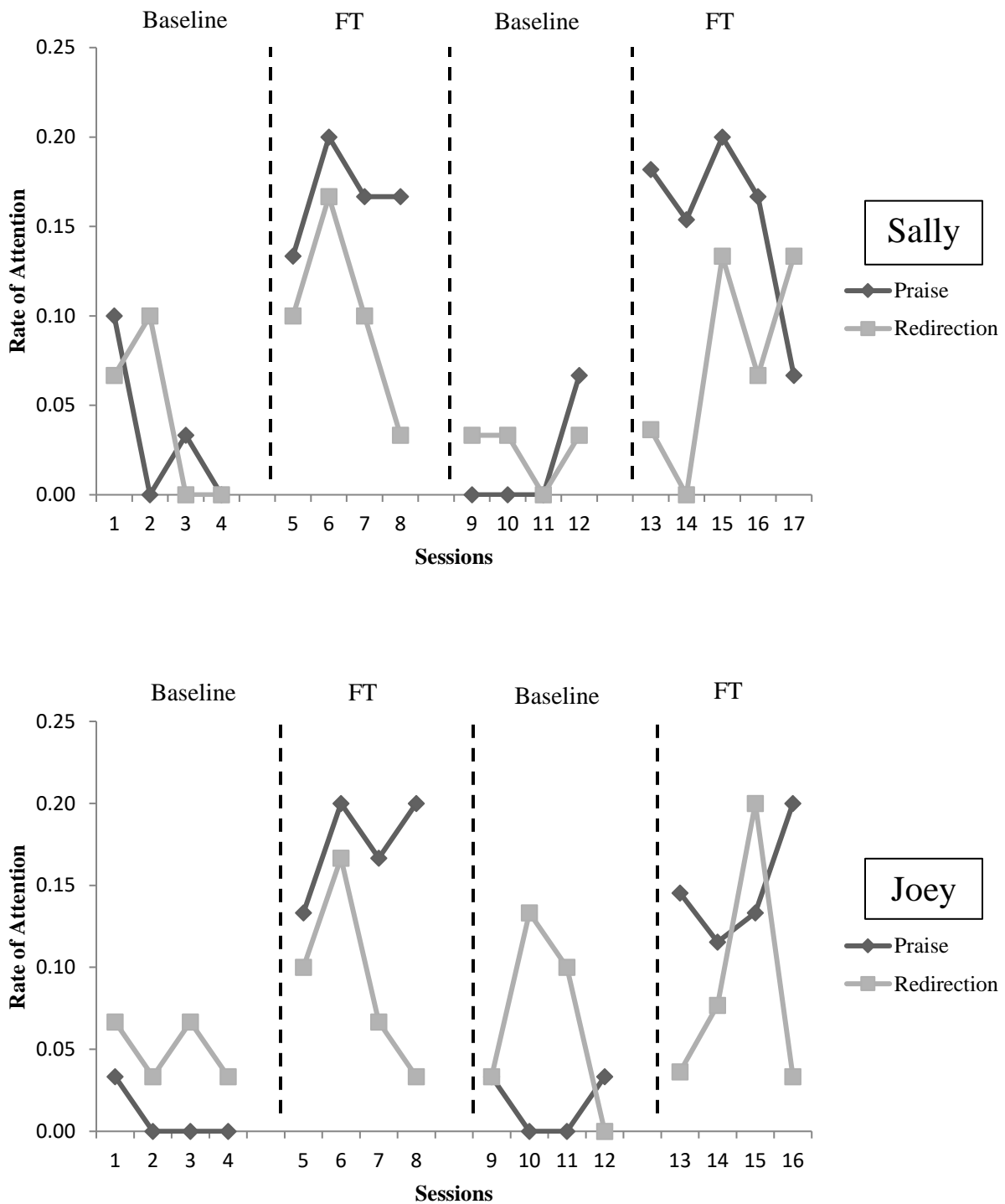


Figure 2. Rate of teacher attention per minute during baseline and intervention conditions. Teacher attention is depicted as either praise statements or redirection of student behavior.

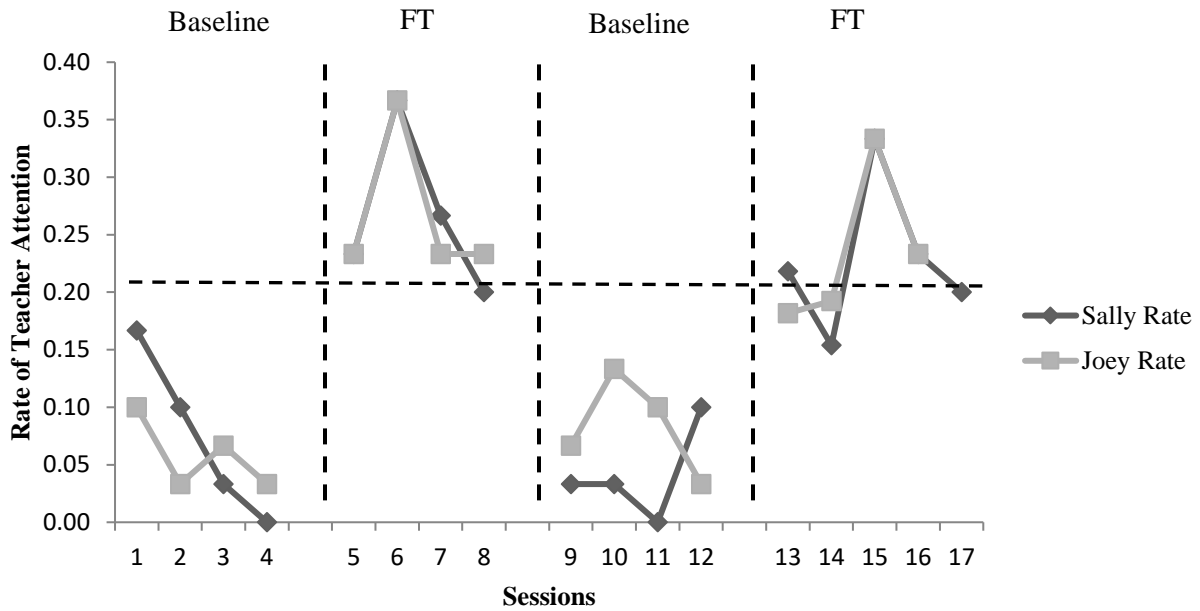


Figure 3. Rates of teacher attention during baseline and intervention conditions for each student. The teacher was prompted to provide attention to the students at a rate of .20 (as depicted by the horizontal line). During the FT conditions, the teacher also provided unprompted attention to the students between cued intervals.