



University of Nebraska at Omaha
DigitalCommons@UNO

Latino/Latin American Studies Faculty
Publications

Latino/Latin American Studies (OLLAS)

1-1-2014

QUICK FACTS about South Omaha

Lisette Aliaga-Linares

University of Nebraska at Omaha, laliagalinares@unomaha.edu

Follow this and additional works at: <https://digitalcommons.unomaha.edu/latinamstudfacpub>

 Part of the [Latin American Languages and Societies Commons](#)

Recommended Citation

Aliaga-Linares, Lisette, "QUICK FACTS about South Omaha" (2014). *Latino/Latin American Studies Faculty Publications*. 8.
<https://digitalcommons.unomaha.edu/latinamstudfacpub/8>

This Report is brought to you for free and open access by the Latino/Latin American Studies (OLLAS) at DigitalCommons@UNO. It has been accepted for inclusion in Latino/Latin American Studies Faculty Publications by an authorized administrator of DigitalCommons@UNO. For more information, please contact unodigitalcommons@unomaha.edu.

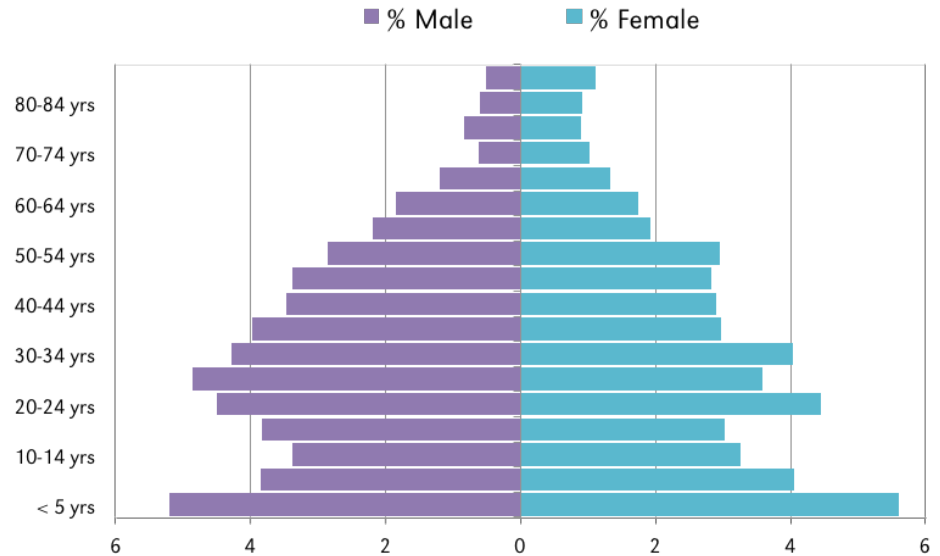


QUICK FACTS about South Omaha*

Produced by the Office of Latino/Latin American Studies (OLLAS), University of Nebraska at Omaha, April 2014

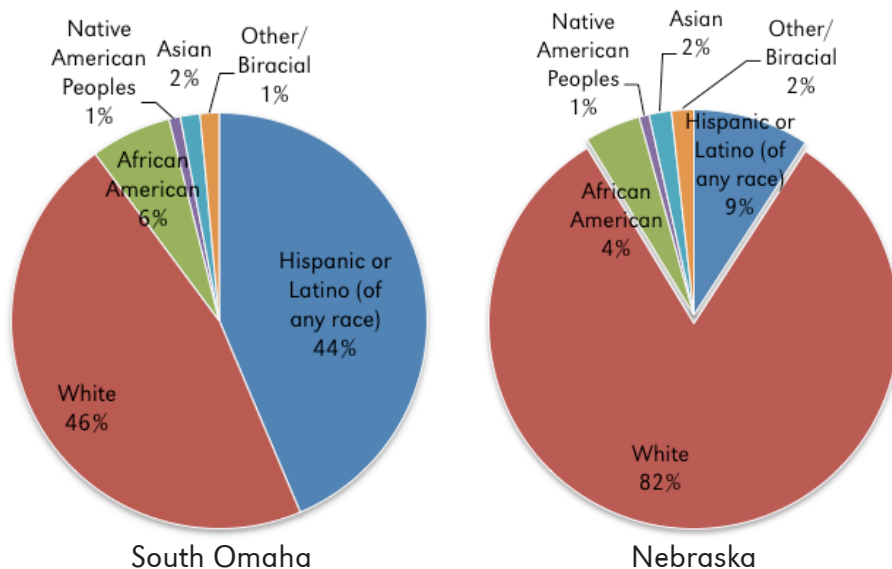
With 67,310 residents in 2012, South Omaha represents 9% of the Metropolitan Omaha-Council Bluffs' population. This area of town is characterized by its young population. One third of its residents are 17 years or younger. The highest share of its population is composed by people in their twenties or early thirties.

Figure 1: Population Pyramid of South Omaha 2012



Source: U.S. Census Bureau, 2008-2012 ACS zip codes estimates

Figure 2: Racial and Ethnic Composition of South Omaha and Nebraska 2012



South Omaha is home to a racially- and ethnically-diverse population. Its racial-ethnic composition shows a higher level of diversity than that of Nebraska as a whole. The predominant ethnic groups are Whites and Hispanics. The 29,368 Latinos living in South Omaha account for half of the total Hispanic population in the city of Omaha.

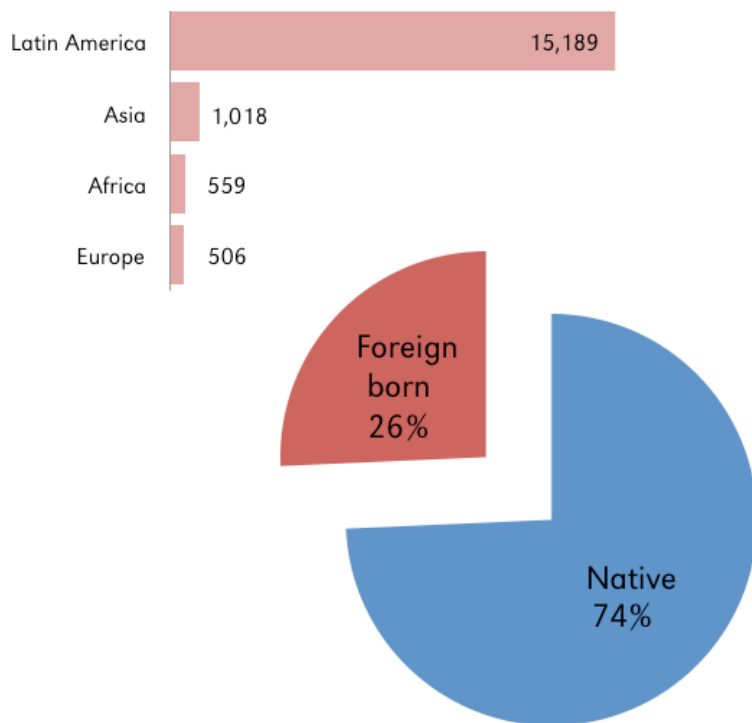
Source: U.S. Census Bureau, 2008-2012 ACS zip codes estimates

* South Omaha consists of three zip codes: 68105, 68107 and 68108. Altogether these zip codes are bordered to the north by Vinton Street, to the South by Harrison Street, to the east by the Missouri River, and to the west by 42nd Street. All the information in this handout is based on U.S. Census Bureau 2008-2012 American Community Survey (ACS) zip code estimates available through American Fact Finder.


South Omaha was, and still is, an important immigrant community. Most of its native population is of immigrant European descent. The most common ancestries are German, Irish, Polish, and Italian. In the last decades, immigrant families from Latin America make up the largest share of the foreign-born residents in this area.

Figure 3: Distribution of Foreign and Native Born Population by World Region of Birth/Country of Ancestry, South Omaha 2012

Main World Regions of Birth among Foreign Born



Ancestry of Native Born



Source: U.S. Census Bureau, 2008-2012 ACS zip codes estimates



The Office of Latino/Latin American Studies (OLLAS)
University of Nebraska at Omaha, April 2014

Contact OLLAS:

Dr. Lourdes Gouveia, OLLAS Director lgouveia@unomaha.edu
(402) 554-3835 | www.unomaha.edu/ollas | www.facebook.com/unoollas

