



University of Richmond  
**UR Scholarship Repository**

---

Biology Faculty Publications

Biology

---

Summer 2012

# Closely Paired Flowers Produce Single Fruit

W. John Hayden

*University of Richmond*, [jhayden@richmond.edu](mailto:jhayden@richmond.edu)

Follow this and additional works at: <http://scholarship.richmond.edu/biology-faculty-publications>

 Part of the [Botany Commons](#), and the [Plant Biology Commons](#)

---

## Recommended Citation

Hayden, W. John. "Closely Paired Flowers Produce Single Fruit." *Bulletin of the Virginia Native Plant Society* 31, no. 3 (Summer 2012): 5, 8.

This Article is brought to you for free and open access by the Biology at UR Scholarship Repository. It has been accepted for inclusion in Biology Faculty Publications by an authorized administrator of UR Scholarship Repository. For more information, please contact [scholarshiprepository@richmond.edu](mailto:scholarshiprepository@richmond.edu).

Partridge berry

# Closely paired flowers produce single fruit

Perhaps one of the most striking features of partridge berry (*Mitchella repens*), the 2012 VNPS Wildflower of the Year, is its closely paired flowers that yield a single berry fruit (figure 1). That these fruits are double structures, formed by pairs of flowers, is

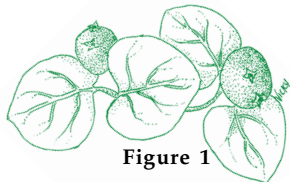


Figure 1

revealed in the presence of two discrete rings of five sepals each on the fruit apex, or in some cases, by a single ring of 10 sepals. Viewed in isolation, without context, the nature of these double fruits may seem perplexing, but as in so many things, a comparative perspective helps to make sense of conundrums such as this one.

First, let's consider the paired occurrence of flowers. While two-by-two is the usual configuration, examination of many partridge berry plants in flower will reveal occasional exceptions. As pointed out by Blaser (1954), instances in which three flowers are produced (figure 2) are significant, as



Figure 2

are instances in which anatomical/microscopic remnants of a third flower can be found between the two well-developed flowers. These observations suggest that, fundamentally, partridge berry produces flowers in a pattern known as a cyme, or dichasium. Cymes constitute one of the fundamental inflorescence patterns found in flowering plants; a cyme is characterized by one flower that terminates a stem and a pair of flowers that diverge from opposite sides of the stem at the node directly below the terminal flower; typically, the terminal flower opens first, followed by the two lateral flowers. Potentially, flower

production in cymes can continue by successive repetition of pairs of later flowers forming below earlier flowers. Cymes are widespread in Rubiaceae, the family in which partridge berry is classified. It should be easy, therefore, to interpret the paired flowers of partridge berry (figure 3) as a simple cyme in which the terminal flower is absent and the rare instances of three-flowered clusters (figure 2) as a typical, simple, cyme. Further, the flowers are tightly paired simply because their individual pedicels (flower stalks) are very short.

A parallel situation exists in the honeysuckle family, Caprifoliaceae. Like Rubiaceae, this family has cyme-based inflorescences, and two-flowered cymes with terminal flowers absent are common. Examples include the twin-flower (*Linnaea borealis*, so beloved

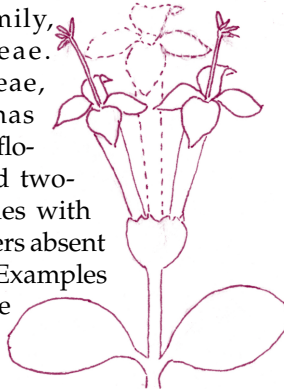


Figure 3

by Linnaeus that he named the plant for himself), beauty bush (*Kolkwitzia amabilis*), and honeysuckles (*Lonicera* species). The paired flowers of honeysuckles are particularly interesting in that a series of species show progressive degrees of fusion between the ovaries of paired flowers (Wilkinson 1948): the American fly-honeysuckle (*L. canadensis*) has essentially no fusion of paired ovaries, various species shows intermediate degrees of fusion, while the paired ovaries of sweet-breath-of-spring (*L. fragrantissima*) can be fused for nearly their entire length but still retain, as in partridge berry, two distinct remnants of calyx (sepals) at the apex (figure 4). The double fruits of

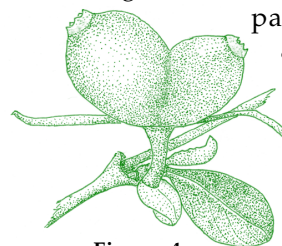


Figure 4

partridge berry and sweet-breath-of-spring appear to be morphologically equivalent structures.

This illustrates, I hope, the power of a comparative perspective to make sense of plant form. All the intermediate stages may not be known in Rubiaceae, but given a simple three-flowered cyme as a hypothetical starting point and tightly paired flowers with fused ovaries and fruits as an endpoint, similar intermediate stages to those seen in Caprifoliaceae may be inferred to have occurred in the ancestry of *Mitchella*.

Viewed from another perspective, partridge berry represents the small end of the scale in terms of floral aggregation in Rubiaceae. Consider, for example, buttonbush (*Cephalanthus occidentalis*), in which hundreds of flowers are tightly gathered into a globose head-like inflorescence, which can be interpreted as the condensation product of an extremely large compound cyme consisting of many flowers. In buttonbush, unlike partridge berry, the flowers are merely close, not really fused together; in fact, each floret is separated from its neighbors by several minute bracts. Other globe-headed Rubiaceae with crowded but separate flowers are known, for example the Asian genus *Adina*, sometimes cultivated as an ornamental.

Finally, we should consider *Morinda*, another globe-headed genus of Rubiaceae, but one in which the densely crowded ovaries do fuse together, à la those of *Mitchella*. There are about 80 species of *Morinda* found throughout the tropics including *M. royoc*, a vine-like shrub or small tree that extends from the Caribbean into southern Florida and *M. citrifolia*, the noni fruit, originally native to tropical Asia but now cultivated throughout warm regions. *M. yucatanensis* (figure 5)—a plant that I know from the forests of Yucatan, Mexico—and for which the general resemblance to partridge berry should be obvious is illustrated on page 8. In the much larger flower clusters of *Morinda*, however, flowering is sequential, rather than simultaneous as in partridge berry. Nevertheless, each component ovary of

(See *Similar behavior*, page 8)

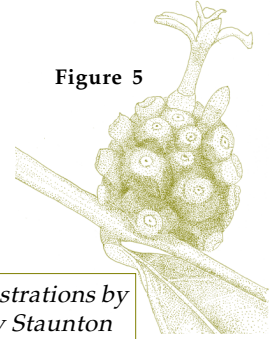
## • Similar behavior

(Continued from page 5)

*Morinda* retains its individual calyx and all the fruits are thoroughly fused together, just like partridge berry, but in *Morinda*, a dozen or more flowers, rather than just two, are fused together. In fact, the fruit of *Morinda*, like mulberries and pineapples, is a good example of what is known botanically as a multiple fruit.

And here is another example of the benefits of a comparative perspective. The double berries of *Mitchella* are seldom described as multiple fruits, but clearly, that is what they are. Fundamentally, it matters not that only two fruits derived from two flowers are fused together; fused fruits from closely spaced flowers define the term. Nevertheless, it may seem a stretch to assert that little partridge berries are in some fashion morphologically equivalent to much larger examples of multiple fruits like mulberries and pineapples. Comparing partridge berry with *Morinda*, however, should remove any doubt; the only real difference between the two is the number of flowers/fruits that are ultimately fused together. So, partridge

Figure 5



All illustrations by  
Nicky Staunton

berries and their paired double fruits are not so odd, not so idiosyncratic, after all—at least they are no stranger than pineapples. The two fused ovaries of partridge berry that form a single common fruit is merely the simplest possible example ( $n=2$ ) of a multiple fruit. A comparative perspective permits one to see perplexing structures for what they really are.

### References

- Blaser, J. L. 1954. The morphology of the flower and inflorescence of *Mitchella repens*. American Journal of Botany 41: 533-539.
- Wilkinson, A. M. 1948. Floral anatomy and morphology of some species of the tribe Lonicerae of Carpipifoliaceae. American Journal of Botany 35: 261-271.

John Hayden, VNPS Botany Chair