



University of Richmond
UR Scholarship Repository

Physics Faculty Publications

Physics

8-7-2006

Collectivity and Configuration Mixing in $^{186,188}\text{Pb}$ and ^{194}Po

T. Grahm

A. Dewald

O. Moller

R. Julin

C. W. Beausang

University of Richmond, cbeausan@richmond.edu

See next page for additional authors

Follow this and additional works at: <http://scholarship.richmond.edu/physics-faculty-publications>

 Part of the [Nuclear Commons](#)

Recommended Citation

Grahm, T., A. Dewald, O. Möller, R. Julin, C. Beausang, S. Christen, I. Darby, S. Eeckhaudt, P. Greenlees, A. Görgen, K. Helariutta, J. Jolie, P. Jones, S. Juutinen, H. Kettunen, T. Kröll, R. Krücken, Y. Coz, M. Leino, A.-P. Leppänen, P. Maierbeck, D. Meyer, B. Melon, P. Nieminen, M. Nyman, R. Page, J. Pakarinen, P. Petkov, P. Rakhila, B. Saha, M. Sandzelius, J. Sarén, C. Scholey, and J. Uusitalo. "Collectivity and Configuration Mixing in Pb186,188 and Po194." *Physical Review Letters* 97, no. 6 (August 7, 2006): 062501: 1-62501: 4. doi:10.1103/PhysRevLett.97.062501.

This Article is brought to you for free and open access by the Physics at UR Scholarship Repository. It has been accepted for inclusion in Physics Faculty Publications by an authorized administrator of UR Scholarship Repository. For more information, please contact scholarshiprepository@richmond.edu.

Authors

T. Grahn, A. Dewald, O. Moller, R. Julin, C. W. Beausang, S. Christen, I. G. darby, S. Eeckhaudt, P. T. Greenlees, A. Gorgen, K. Helariutta, J. Jolie, P. Jones, S. Juutinen, H. Kettunen, T. Kroll, R. Krucken, Y. Le Coz, M. Leino, A. P. Leppanen, P. Maierbeck, D. A. Meyer, B. Melon, P. Nieminen, M. Nyman, R. D. Page, J. Pakarinen, P. Petkov, P. Rahkila, B. Saha, M. Sandzelius, J. Saren, C. Scholey, and J. Uusitalo

Collectivity and Configuration Mixing in $^{186,188}\text{Pb}$ and ^{194}Po

T. Grahn,^{1,*} A. Dewald,² O. Möller,² R. Julin,¹ C. W. Beausang,^{3,†} S. Christen,² I. G. Darby,^{1,4} S. Eeckhaudt,¹ P. T. Greenlees,¹ A. Gørgen,⁵ K. Helariutta,⁶ J. Jolie,² P. Jones,¹ S. Juutinen,¹ H. Kettunen,¹ T. Kröll,⁷ R. Krücken,⁷ Y. Le Coz,⁵ M. Leino,¹ A.-P. Leppänen,^{1,‡} P. Maierbeck,⁷ D. A. Meyer,³ B. Melon,² P. Nieminen,^{1,§} M. Nyman,¹ R. D. Page,⁴ J. Pakarinen,^{1,4} P. Petkov,⁸ P. Rahkila,¹ B. Saha,² M. Sandzelius,^{1,||} J. Sarén,¹ C. Scholey,¹ and J. Uusitalo¹

¹*Department of Physics, University of Jyväskylä, P. O. Box 35, FI-40014 Jyväskylä, Finland*

²*Institut für Kernphysik, Universität zu Köln, Zùlpicher Straße 77, 50937 Köln, Germany*

³*Wright Nuclear Structure Laboratory, Yale University, New Haven, Connecticut 06520, USA*

⁴*Department of Physics, Oliver Lodge Laboratory, University of Liverpool, Liverpool L69 7ZE, United Kingdom*

⁵*CEA-SACLAY, DSM/DAPNIA/SPHn, F-91191 Gif-sur-Yvette Cedex, France*

⁶*Laboratory of Radiochemistry, University of Helsinki, P. O. Box 55, FI-00014 Helsinki, Finland*

⁷*Physik-Department E12, TU München, 85748 Garching, Germany*

⁸*Institute for Nuclear Research and Nuclear Energy, Sofia, Bulgaria*

(Received 28 March 2006; published 7 August 2006)

Lifetimes of prolate intruder states in ^{186}Pb and oblate intruder states in ^{194}Po have been determined by employing, for the first time, the recoil-decay tagging technique in recoil distance Doppler-shift lifetime measurements. In addition, lifetime measurements of prolate states in ^{188}Pb up to the 8^+ state were carried out using the recoil-gating method. The $B(E2)$ values have been deduced from which deformation parameters $|\beta_2| = 0.29(5)$ and $|\beta_2| = 0.17(3)$ for the prolate and the oblate bands, respectively, have been extracted. The results also shed new light on the mixing between different shapes.

DOI: [10.1103/PhysRevLett.97.062501](https://doi.org/10.1103/PhysRevLett.97.062501)

PACS numbers: 21.10.Tg, 23.20.Lv, 27.70.+q, 27.80.+w

In mesoscopic systems such as atomic clusters and nuclei, the coexistence of states having almost degenerate energies but different shapes is a topic of strong current interest. The investigation of the origin of the shape coexistence [1] observed in the vicinity of $Z = 82$ nuclei close to the proton dripline is one of the central current challenges, experimentally as well as theoretically. In the neutron midshell nucleus ^{186}Pb , the first two excited states above the spherical ground state are assigned as 0^+ states. In the shell model approach these states can be associated with intruder $\pi(2p - 2h)$ and $\pi(4p - 4h)$ excitations across the $Z = 82$ gap [2]. This picture is supported by hindrance factors derived from the α decays feeding these states [3]. These excitations of small numbers of particles over the shell gap lead to changes in the nuclear shape. In calculations based on the deformed mean field they appear as oblate and prolate minima intruding down close to the ground state when approaching the neutron midshell [4,5]. Configuration mixing calculations of angular-momentum projected mean-field states using the Gogny [6] and Skyrme [7] interactions find prolate yrast rotational bands and excited oblate bands for $^{182-186}\text{Pb}$ and a complex shape coexistence with mixed states for ^{188}Pb . Experimentally the yrast bands in $^{182-188}\text{Pb}$ have been interpreted as being based on prolate shapes [8–11]. Recently, candidates for collective nonyrast bands built on the coexisting oblate minimum have been observed in ^{186}Pb and ^{188}Pb [12,13].

The extension of spectroscopic studies to $Z = 84$ has revealed even further behavior of similar intruder structures in the neutron-deficient Po isotopes. When approaching the neutron midshell around $N = 104$, states associated

with oblate deformed $\pi(4p - 2h)$ configurations cross the yrast line of nearly spherical states and reach the ground state in ^{192}Po [14,15]. Furthermore, a sudden change to an yrast band similar to the prolate bands in $^{182-188}\text{Pb}$ is observed in ^{190}Po [16]. This picture is supported by earlier Nilsson-Strutinsky calculations [4].

Calculations based on the mean field predict that the deformation associated with the prolate shape of midshell Pb and Po nuclei is larger than that for the oblate shape. Experimentally, the degree of deformation is in many cases deduced from moments of inertia, which are in general larger for prolate than oblate bands. However, when the level lifetimes are known, the absolute transition probabilities provide a more direct measure of collectivity and allow fundamental questions such as the degree of mixing of shapes as a function of spin to be addressed. In addition to predictions of various theoretical calculations [6,7,17,18], simple mixing calculations based on experimental data have been carried out for Pb and Po nuclei near the neutron midshell [13,19,20]. To verify these results measurements of level lifetimes are needed.

Nuclei around ^{186}Pb can be produced in heavy-ion induced fusion-evaporation reactions, thus rendering it possible to use the recoil distance Doppler-shift (RDDS) method in lifetime measurements. However, due to the very low production cross section of these nuclei, in-beam detection of the γ rays of interest requires high selectivity. In the present work such selectivity has been achieved by employing the recoil-decay tagging (RDT) technique [21] for the first time in RDDS lifetime measurements. In this Letter, the results from lifetime mea-

TABLE I. Experimental details. In order to maximize the transmission of RITU, several types of degrader foils were used in the ^{186}Pb measurement.

| Reaction | E_{beam} [MeV] | σ | v/c | Target thickness [mg/cm 2] | Degrader(s) [mg/cm 2] | Tagging mode |
|--|-------------------------|---------------------------|-------|--------------------------------|----------------------------------|---------------|
| $^{106}\text{Pd}(^{83}\text{Kr}, 3n)^{186}\text{Pb}$ | 357 | $\approx 280 \mu\text{b}$ | 3.8% | 1.0 | Au: 2.6, 2.2 Al: 1.0, Mg: 1.0 | RDT |
| $^{106}\text{Pd}(^{83}\text{Kr}, 3n)^{188}\text{Pb}$ | 340 | $\approx 1.1 \text{ mb}$ | 3.8% | 0.95 | Au: 2.5 | Recoil gating |
| $^{114}\text{Cd}(^{83}\text{Kr}, 3n)^{194}\text{Po}$ | 375 | $\approx 120 \mu\text{b}$ | 3.6% | 1.0 + 1.0 Ta support | Mg: 1.0 | RDT |

measurements of prolate yrast states up to $I^\pi = 8^+$ in ^{186}Pb and oblate yrast states up to $I^\pi = 4^+$ in ^{194}Po are presented. Additionally, lifetime information in ^{188}Pb was obtained up to the 8^+ yrast state by using the recoil-gating method. This measurement significantly improves on the results of an earlier RDDS measurement at Argonne National Laboratory [19], where lifetimes of the first 2^+ and 4^+ states in ^{188}Pb were determined.

In the present RDDS experiments the Köln plunger device has been combined with the JUROGAM Ge detector array and the RITU gas-filled separator [22] of the Accelerator Laboratory at the University of Jyväskylä. In the plunger device the usual stopper foil was replaced by a degrader foil allowing fusion-evaporation residues to recoil into RITU and thus to be separated from other reaction products. Experimental details are listed in Table I. Fifteen JUROGAM Ge detectors were used for γ -ray detection. Separation between the fully shifted and degraded components of the peaks in the final γ -ray spectra ranged from 1.6 keV (320 keV $2^+ \rightarrow 0^+$ transition in ^{194}Po , measured at 134°) to 6.8 keV (724 keV $2^+ \rightarrow 0^+$ transition in ^{188}Pb , measured at 158°). The beam intensity was limited to 1–3 pA by the Ge detector counting rates.

The separated recoils were detected at the RITU focal plane by the GREAT spectrometer [23]. Temporal and spatial correlations of a recoil and its subsequent radioactive decay in the double-sided silicon strip detectors of GREAT were performed and singles in-beam RDT and recoil-gated γ -ray spectra were constructed.

In the RDDS measurement of ^{186}Pb , RDT γ -ray spectra tagged with the ^{186}Pb α decay ($t_{1/2} = 4.8 \text{ s}$, $E_\alpha = 6.38 \text{ MeV}$) were collected at 11 different target-to-degrader distances ranging from 10 μm to 1600 μm . In the corresponding measurement for the α emitter ^{194}Po ($t_{1/2} = 390 \text{ ms}$, $E_\alpha = 6.99 \text{ MeV}$), 13 distances ranging from 5 μm to 3000 μm were used. For ^{188}Pb , recoil-gated singles γ -ray spectra were collected at 10 target-to-degrader distances from 10 μm to 600 μm . Sample γ -ray spectra are shown in Fig. 1. It is essential to note that in spite of the low number of events in the ^{186}Pb and ^{194}Po spectra compared to those for ^{188}Pb , the much lower background still enables resolution of the peaks of interest.

The spectra of the two JUROGAM Ge detector rings were both separately analyzed by means of the differential decay curve method (DDCM) [24]. Intensities of the fully shifted components of the transitions under investigation,

recorded at different target-to-degrader distances, were normalized to the sum of the areas of the fully shifted and degraded components. The resulting lifetime of each level is an average of the lifetimes extracted from the decay curves measured by the detector rings at 158° and 134° . Sample decay curves are illustrated in Fig. 2.

Lifetimes of the four lowest yrast states in ^{186}Pb and ^{188}Pb , and the two lowest yrast states in ^{194}Po were extracted (Table II). The time behavior of the unobserved feeding was assumed to be similar to that of the observed feeding, which has been experimentally tested and found to be realistic in several cases [see, e.g., [25,26]]. The exception is in ^{188}Pb where ambiguities arise due to the relatively slow feeding of the 2^+ state from the yrast 4^+

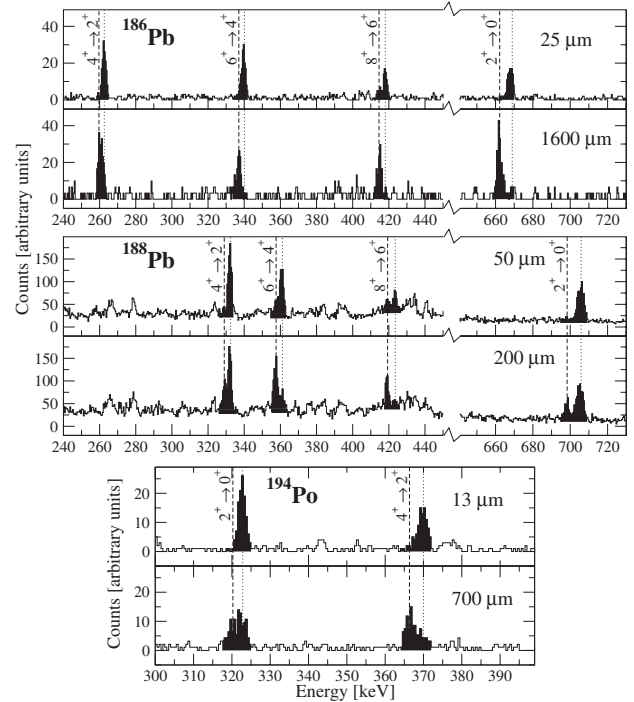


FIG. 1. Singles RDT γ -ray spectra of ^{186}Pb (two upper panels) and ^{194}Po (two lower panels) as well as recoil-gated singles γ -ray spectra of ^{188}Pb (two panels in the middle) measured at two target-to-degrader distances with five JUROGAM detectors at 158° . Lines indicate the positions of the fully Doppler-shifted (dashed line) and degraded (dotted line) components of the yrast transitions presented in Table II. The relevant peaks are shaded to guide the eye.

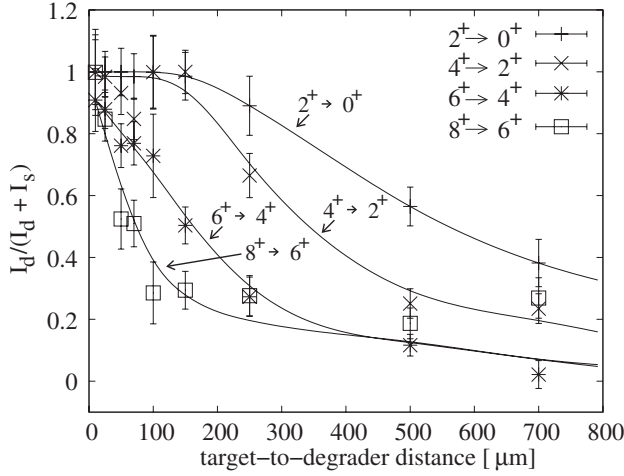


FIG. 2. Decay curves of yrast transitions in ^{186}Pb measured with ten JUROGAM detectors at 134° . The smooth lines are drawn to guide the eye.

state. The resulting value for the lifetime of the 2^+ state varies between 5 ps and 12 ps corresponding to lifetimes of unobserved feeding of 16 ps and 0.1 ps, respectively. The measured lifetime of 15.9(10) ps for the 4^+ state in ^{188}Pb is in agreement with the value of 16(8) ps obtained in Ref. [19]. In the same reference the value of 13(7) ps for the 2^+ state in ^{188}Pb obtained from the coincidence measurement would slightly favor the upper limit of 12 ps determined in the present work. Table II gives values for the transition quadrupole moment $|Q_i|$ extracted from the experimental $B(E2)$ values under the assumption of a rotating quadrupole-deformed nucleus [27]. The $|Q_i|$ values of Table II are plotted in Fig. 3.

In the framework of coexistence of spherical, oblate, and prolate shapes, interesting conclusions from the present results can be drawn. The weak transition strength reflects the low collectivity of the $2^+ \rightarrow 0^+$ transition supporting the concept of the unmixed spherical ground state of ^{186}Pb and ^{188}Pb . If the picture of the prolate yrast band in ^{186}Pb

TABLE II. Electromagnetic properties of the low-lying yrast states in $^{186,188}\text{Pb}$ and ^{194}Po .

| | E_γ [keV] ^a | I_i^π | τ [ps] | $B(E2)$ [W.u.] | $ Q_i $ [eb] |
|-------------------|-------------------------------|-----------|-------------|----------------|--------------|
| ^{186}Pb | 662 | 2^+ | 18(5) | 6(2) | 1.3(2) |
| | 261 | 4^+ | 18(4) | 510(120) | 10.3(10) |
| | 337 | 6^+ | 6(2) | 460(160) | 10(2) |
| | 415 | 8^+ | 5(2) | 200(140) | 6(2) |
| ^{188}Pb | 724 | 2^+ | 5–12 | 12–5 | 2.0–1.3 |
| | 340 | 4^+ | 15.9(10) | 160(10) | 6.0(2) |
| | 370 | 6^+ | 4.0(6) | 440(70) | 9.4(7) |
| | 434 | 8^+ | 2.4(4) | 350(60) | 8.2(7) |
| ^{194}Po | 320 | 2^+ | 37(7) | 90(20) | 5.5(6) |
| | 367 | 4^+ | 14(4) | 120(40) | 5.4(8) |

^aTaken from Refs. [12,13,20].

and ^{188}Pb is accepted, the observed high collectivity of the $4^+ \rightarrow 2^+$ yrast transition indicates a large prolate component in the 2^+ states. In ^{186}Pb this transition has a $B(E2)$ value approximately 3 times larger than that in ^{188}Pb , resulting in a $|Q_i|$ value as high as those for the transitions between the yrast 4^+ , 6^+ , and 8^+ states, assumed to be pure prolate states in both of these nuclei. This shows that the 2^+ state in ^{186}Pb is a pure member of the prolate band, while for the yrast 2^+ state in ^{188}Pb , a prolate contribution of 40% can be derived from the present results in a simple two-band mixing calculation as formulated in Ref. [13]. This result supports the calculations in Refs. [6,7,17] where a strong admixture of the prolate and oblate structures for the 2^+ state in ^{188}Pb is deduced.

The $|Q_i|$ values extracted for the $8^+ \rightarrow 6^+$ transitions in ^{186}Pb and ^{188}Pb seem to indicate a drop of collectivity. However, taking into account the error bars the collectivity may well stay at the level of that for the $6^+ \rightarrow 4^+$ transitions as expected on the basis of the smooth behavior of the moments of inertia. By using the average $|Q_i|$ value of the transitions between the pure prolate 2^+ , 4^+ , 6^+ , and 8^+ states in ^{186}Pb and 4^+ , 6^+ , and 8^+ states in ^{188}Pb , a quadrupole deformation parameter $|\beta_2| = 0.29(5)$ for both of these nuclei can be extracted [see Ref. [19] for formulation]. This value is in agreement with the theoretical values obtained from different approaches [5,7,28,29].

For ^{194}Po the present results reveal that the collectivity of the $2^+ \rightarrow 0^+$ and $4^+ \rightarrow 2^+$ transitions is much lower than that of the transitions between the prolate states in ^{186}Pb and ^{188}Pb . In earlier mixing calculations based on the measured level energies [20] and α -decay hindrance factors [14], the yrast 2^+ and 4^+ states in ^{194}Po are interpreted as pure $\pi(4p - 2h)$ oblate states, while the oblate component in the ground state is predicted to be around 50%. The similar $|Q_i|$ values for the $2^+ \rightarrow 0^+$ and $4^+ \rightarrow 2^+$ transitions from the present results indicate that the oblate component in the ground state could be much larger,

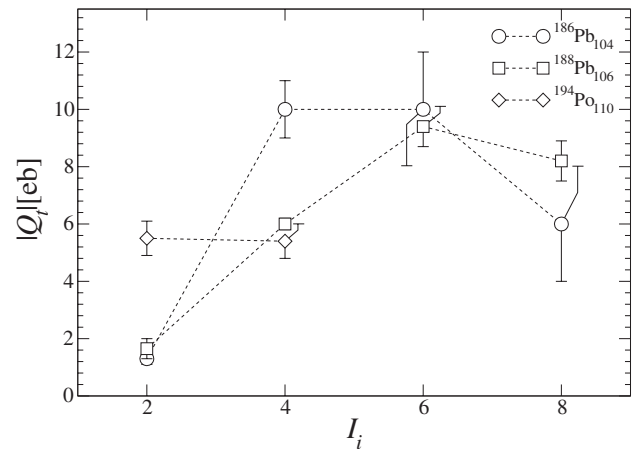


FIG. 3. Transition quadrupole moments $|Q_i|$ extracted from the present work for yrast levels in ^{186}Pb , ^{188}Pb , and ^{194}Po .

although the near-spherical shape mixed with the oblate one in the even-mass Po isotopes is not expected to represent such a well-defined energy minimum as the ground states of the even-mass Pb isotopes. From the average of the $|Q_t|$ values for the $2^+ \rightarrow 0^+$ and $4^+ \rightarrow 2^+$ transitions, a deformation parameter $|\beta_2| = 0.17(3)$ for ^{194}Po is obtained. This is consistent with the value of $|\beta_2| \approx 0.2$ in the theoretical predictions [4,18].

Prolate yrast bands with moments of inertia very similar to the prolate bands of ^{186}Pb and ^{188}Pb have been observed in even-mass Hg and Pt nuclei near the $N = 104$ midshell. Lifetime measurements of yrast levels have been carried out for ^{184}Hg [30], ^{186}Hg [31], and ^{184}Pt [32]. The resulting $|\beta_2|$ values extracted for the assumed prolate states in $^{184,186}\text{Hg}$ ($|\beta_2| \approx 0.27$) and in ^{184}Pt ($|\beta_2| \approx 0.23$) may indicate decreasing collectivity with decreasing proton number. The ground state and the lowest 2^+ state in $^{184,186}\text{Hg}$ are assumed to represent a weakly deformed oblate shape. The extracted $|\beta_2| \approx 0.14$ for those states might reflect the weaker collectivity of the $\pi(0p - 2h)$ configuration compared to the $\pi(4p - 2h)$ configuration in ^{194}Po .

In summary, the lifetimes of low-lying yrast states in $^{186,188}\text{Pb}$ and ^{194}Pb have been measured in order to establish the collectivity of the bands and to extract the value of $|\beta_2|$ for both prolate and oblate shapes in the neutron-deficient Pb region. As these pioneering RDDS experiments have demonstrated, the RDT technique provides essentially background-free γ -ray spectra for lifetime studies and enables the extension of the RDDS measurements to exotic nuclei near the proton dripline with relatively low production cross section. For the 2^+ state in ^{188}Pb the $|Q_t|$ value indicates that mixing of two shapes plays a crucial role while in ^{186}Pb the present measurements reveal that the 2^+ state is a pure member of the prolate band. In ^{194}Po , the oblate component could dominate the ground state. In the heavier Po isotopes, the deformed intruder states lie higher in energy and in order to elucidate the degree of collectivity in their low-lying yrast states, further lifetime measurements would be required.

This work has been supported by the Academy of Finland (the Finnish Centre of Excellence Programme, Project No. 44875), the EU-FP5 projects EXOTAG (No. HPRI-1999-CT-50017) and Access to Research Infrastructure (No. HPRI-CT-1999-00044), the BMBF (Germany) under Contract No. 06K167, European Community Marie Curie Fellowship and the U.S. DOE under Grant No. DE-FG02-91ER-40609. The UK/France (EPSRC/IN2P3) Loan Pool and GAMMAPOOL network are acknowledged for the EURO GAM detectors of JUROGAM.

*Corresponding author.

Email address: tuomas.grahn@phys.jyu.fi

†Present address: University of Richmond, VA, USA.

‡Present address: STUK, Rovaniemi, Finland.

§Present address: Department of Nuclear Physics, ANU, Canberra, ACT 0200, Australia.

||Present address: Department of Physics, KTH, S-10691 Stockholm, Sweden.

- [1] J. L. Wood *et al.*, Phys. Rep. **215**, 101 (1992).
- [2] C. De Coster, B. Decroix, and K. Heyde, Phys. Rev. C **61**, 067306 (2000).
- [3] A. N. Andreyev *et al.*, Nature (London) **405**, 430 (2000).
- [4] F. R. May, V. V. Paskevich, and S. Frauendorf, Phys. Lett. **68B**, 113 (1977).
- [5] W. Nazarewicz, Phys. Lett. B **305**, 195 (1993).
- [6] R. R. Rodríguez-Guzmán, J. L. Egido, and L. M. Robledo, Phys. Rev. C **69**, 054319 (2004).
- [7] M. Bender, P. Bonche, T. Duguet, and P.-H. Heenen, Phys. Rev. C **69**, 064303 (2004).
- [8] D. G. Jenkins *et al.*, Phys. Rev. C **62**, 021302(R) (2000).
- [9] J. F. C. Cocks *et al.*, Eur. Phys. J. A **3**, 17 (1998).
- [10] A. M. Baxter *et al.*, Phys. Rev. C **48**, R2140 (1993).
- [11] J. Heese *et al.*, Phys. Lett. B **302**, 390 (1993).
- [12] J. Pakarinen *et al.*, Phys. Rev. C **72**, 011304(R) (2005).
- [13] G. D. Dracoulis *et al.*, Phys. Rev. C **69**, 054318 (2004).
- [14] N. Bijmens *et al.*, Phys. Rev. Lett. **75**, 4571 (1995).
- [15] R. Julin, K. Helariutta, and M. Muikku, J. Phys. G **27**, R109 (2001).
- [16] K. Van de Vel *et al.*, Eur. Phys. J. A **17**, 167 (2003).
- [17] V. Hellemans *et al.*, Phys. Rev. C **71**, 034308 (2005).
- [18] A. M. Oros *et al.*, Nucl. Phys. **A645**, 107 (1999).
- [19] A. Dewald *et al.*, Phys. Rev. C **68**, 034314 (2003).
- [20] K. Helariutta *et al.*, Eur. Phys. J. A **6**, 289 (1999).
- [21] E. S. Paul *et al.*, Phys. Rev. C **51**, 78 (1995).
- [22] M. Leino *et al.*, Nucl. Instrum. Methods Phys. Res., Sect. B **99**, 653 (1995).
- [23] R. D. Page *et al.*, Nucl. Instrum. Methods Phys. Res., Sect. B **204**, 634 (2003).
- [24] A. Dewald, S. Harissopoulos, and P. von Brentano, Z. Phys. A **334**, 163 (1989).
- [25] S. Harissopoulos *et al.*, Nucl. Phys. **A467**, 528 (1987).
- [26] P. Petkov *et al.*, Nucl. Phys. **A543**, 589 (1992).
- [27] A. Bohr and B. M. Mottelsson, *Nuclear Structure* (Benjamin, New York, USA, 1975), Vol. 2, p. 45.
- [28] T. Nikšić, D. Vretenar, P. Ring, and G. A. Lalazissis, Phys. Rev. C **65**, 054320 (2002).
- [29] J. L. Egido, L. M. Robledo, and R. R. Rodríguez-Guzmán, Phys. Rev. Lett. **93**, 082502 (2004).
- [30] W. C. Ma *et al.*, Phys. Lett. **167B**, 277 (1986).
- [31] D. Proettel, R. M. Diamond, and F. S. Stephens, Phys. Lett. **48B**, 102 (1974).
- [32] U. Garg *et al.*, Phys. Lett. B **180**, 319 (1986).