

Student Work

8-1975

Traits attributed to female somatotypes

Edward C. Hill

University of Nebraska at Omaha

Follow this and additional works at: <https://digitalcommons.unomaha.edu/studentwork>

 Part of the [Communication Commons](#)

Recommended Citation

Hill, Edward C., "Traits attributed to female somatotypes" (1975). *Student Work*. 325.
<https://digitalcommons.unomaha.edu/studentwork/325>

This Thesis is brought to you for free and open access by DigitalCommons@UNO. It has been accepted for inclusion in Student Work by an authorized administrator of DigitalCommons@UNO. For more information, please contact unodigitalcommons@unomaha.edu.



TRAITS ATTRIBUTED TO FEMALE SOMATOTYPES

A Thesis

Presented to the

Department of Speech

and the

Faculty of the Graduate College

University of Nebraska at Omaha

In Partial Fulfillment

of the Requirements for the Degree

Master of Arts

by

Edward C. Hill

August, 1975

UMI Number: EP72961

All rights reserved

INFORMATION TO ALL USERS

The quality of this reproduction is dependent upon the quality of the copy submitted.

In the unlikely event that the author did not send a complete manuscript and there are missing pages, these will be noted. Also, if material had to be removed, a note will indicate the deletion.



UMI EP72961

Published by ProQuest LLC (2015). Copyright in the Dissertation held by the Author.

Microform Edition © ProQuest LLC.

All rights reserved. This work is protected against unauthorized copying under Title 17, United States Code



ProQuest LLC.
789 East Eisenhower Parkway
P.O. Box 1346
Ann Arbor, MI 48106 - 1346

Accepted for the faculty of The Graduate College of the
University of Nebraska at Omaha, in partial fulfillment of the
requirements for the degree Master of Arts.

Graduate Committee

Ronald J. Handgeneth Sec. Education
Name Department

John D. ... Speech

John H. Boulton Speech
Chairman

August 13, 1975
Date

ABSTRACT

The subject of female somatotypes is one which has been largely neglected. No studies to date have used the female somatotypes. This study of college students measured character traits attributed to the three different female somatotype silhouettes; endomorph, mesomorph, ectomorph. Sixty undergraduate students were asked to rate the three female somatotype silhouettes on a list of twenty-four bi-polar adjective scales. In only one case did males and females disagree significantly on what trait should be assigned to a particular body type. The subjects rated the three silhouettes differently on fourteen of the twenty-four adjectival scales. In most cases the male and female subjects rated the silhouettes the same way. However, orthogonal varimax factor analysis of the twenty-four scales revealed that while males and females may agree on ratings, the male and female subjects weight and group adjectives much differently. Overall, four major factors emerged and were labeled: the parent-child factor, the activity factor, the plain-glamorous factor, and the extrovert-introvert factor. This gives evidence to support the hypothesis that males and females perceive female body types differently, although the subjects in this study rated the body types similarly on the individual scales.

ACKNOWLEDGMENTS

I wish to thank the Speech 101 professors and students of the first summer session of 1975. Without their cooperation this study could not have been made.

I also wish to express my appreciation to my committee-- Professors John Brillhart, Donald Grandgenett, and John Wanzenried-- for their interest and assistance in the preparation of this thesis.

My brother, Michael Hill, of the University of Nebraska-Lincoln, deserves thanks for having helped me with the computer aspects of this thesis.

A special expression of appreciation is deserved by my wife Deb, for having proofread and typed the manuscript and spent many hours away from her personal and professional pursuits on my behalf.

TABLE OF CONTENTS

INTRODUCTION	1
Survey of Literature	2
Statement of the Problem	4
Hypotheses	5
Definitions	5
Figure 1	7
Figure 2	8
Figure 3	9
METHOD	10
Subjects	10
Instruments	10
Procedure	12
RESULTS	13
Table 1	13
Table 2	15
Table 3	16
Table 4	18
Table 5	19
Table 6	20
DISCUSSION	21
Conclusions and Recommendations	22
REFERENCES	24
APPENDIX I	27
APPENDIX II	31
APPENDIX III	59

INTRODUCTION

A somatotype refers to one's physique. The word somatotype is derived from the Greek word "soma" meaning body. The nature of one's physique and its possible relationship to one's behavior is a subject of great antiquity. Scarcely a generation in recorded history has failed to probe some aspect of this relationship.¹ Until the 1950's the study of physique and personality traits had been largely dominated by Sheldon's research. Sheldon sought to establish a relationship between a subject's somatotype and personality. Whether such a relationship exists had and will continue to be the subject of debate by psychologists and researchers in the behavioral sciences. From the perspective of human communication, the issue of physique and personality as Sheldon studied it serves as a point of departure. Thus questions about how physique is perceived and what personality traits may be attributed to a specific physique should be asked.

We have been trained to believe that stereotypes are harmful distortions of the truth. We fail to consider another plausible explanation--that a particular stereotype may be a conclusion based on the result of social experience. In other words, a stereotype may be more accurate than we wish to admit.² Body size and shape are major characteristics which serve as active stereotyping agents.

¹W.H. Sheldon, The Varieties of Human Physique, (New York: Hafner Publishing Company, 1963), p. 2.

²Mark L. Knapp, Nonverbal Communication in Human Interaction, (New York: Holt, Rinehart and Winston, 1972), p. 73.

Research has shown that people attribute personality traits to body size and shape. Such attributing may have a lot to do with how people react to each other. It also has an effect on our self concepts, and thus how we communicate with others, for people bring their ideas, beliefs and values of self to every communication situation.

If person 'A' believes that tall thin males are not to be trusted, that belief may effect the communication between person 'A' and person 'B' who is a tall thin male. Thus one's preconceived beliefs about people may have a profound effect on how they communicate with each other. The study reports one aspect of how preconceived beliefs about body shape and personality relate.

Research to date has focused primarily on the male physique. It was the aim of this study to determine if viewers attribute different character traits to different female somatotype silhouettes. The rationale and justification for the study were based on the belief that a clear and workable knowledge of the origins of the relationships between perceived personality and physique would help men and women to better understand a contributing element in the process of human communication.³

Survey of Literature

Sheldon (1940, 1950) designed the basic technique by which the human body could be placed into one of three categories:

³K.T. Strongman and C.J. Hart, "Stereotyped Reactions to Body Build," Psychological Reports 23, (Southern Universities Press, 1968), p. 1178.

endomorph, mesomorph, and ectomorph. Although a body type may not fit into one of these categories exactly, it can be judged closer to one type than the others. Sheldon later suggested that the three categories could be associated with twenty personality characteristics. His work was based on categorizing the subject's body type and then conducting personal interviews to establish the subject's personality traits. Many of Sheldon's subjects were delinquent or mentally disturbed people. The use of personal interviews could not, however, show what character traits others attribute to body types. Later work by Child (1950) with a more sound methodology showed a correlation between personality measures and classes of human physique. Child used a questionnaire to assess the sixty personality traits listed by Sheldon.

Brodsky (1954) first developed evidence to support the relationship between viewer attributed personality traits and body type, using as stimuli silhouettes of Sheldon's body types. The silhouettes were shown to subjects who were asked to relate them to fifty personality traits. More desirable personalities were attributed to mesomorph silhouettes than to endomorphs or ectomorphs. The viewers judged endomorph silhouettes as being weak in nature and ectomorphs as being maladjusted.

Wells and Siegel (1961), using a methodology similar to Brodsky, found a clear linkage between body silhouettes and judgements of personality. They demonstrated that we humans judge personality traits from body characteristics.

Strongman and Hart (1968) conducted a study based on the Wells and Siegel study, but did not show the subjects the silhouettes. Rather, the subjects were asked to imagine a body shape from a list of personality traits. Strongman and Hart used both male and female subjects. A high correlation between body-build images described by subjects and personality descriptions was found. This study confirmed the findings of Wells and Siegel.

Malina (1973) conducted extensive research using both male and female subjects. His work focused only on the age at which body types emerge. His study did not relate personality traits assigned by viewers and body types. His work, like that of his predecessors, fails to show the correlation between the body type of females and attributed personality traits.

As the above review indicated, to this date the study of somatotyping has been largely one-sided. There have been no female somatotype silhouettes used in the previously described studies. Strongman and Hart (1968) came close to incorporating the female perspective; they used female subjects in the study, but they did not use a silhouette of the female body. Also, their study, like all the others, failed to indicate if a difference exists between male and female perception of body type and personality.

Statement of the Problem

The purpose of this study was to ascertain whether subjects would assign different character traits to a set of three different female silhouettes, and also to discover if male subjects would assign different character traits than female subjects. Twenty-four bipolar traits devised by Wells (1959) were used to rate the three

somatotype silhouettes. The three somatotype silhouettes were based on drawings presented by Sheldon (1940).

Hypotheses

H 1 = Subjects will assign different traits to different types of female silhouettes.

H 2 = Female subjects will assign different traits to female silhouettes than male subjects will assign to the same female silhouettes.

Definitions

Somatotype--A quantification of the three primary components determining the morphological structure of an individual, expressed as a series of three numerals: the first refers to endomorphy, the second to mesomorphy, the third to ectomorphy. More formally, the somatotype is defined as a trajectory or pathway along which the living organism is destined to travel under ordinary conditions of nutrition and in the absence of grossly disturbing pathology.⁴

Endomorphy--The first component at the morphological level of personality, concerned with relative dominance in the bodily economy of structure associated with digestion and assimilation. Hence, endomorphs show relatively great development of the digestive viscera. In embryonic life the endoderm, or inner embryonic layer, grows into what becomes the functional element in the digestive tube and its appendages. This whole system is called the vegetative system. Its organs make up the bulk of the viscera. Endomorphy means relative predominance of the vegetative system, with a consequent

⁴W.H. Sheldon, Atlas of Men: A Guide for Somatyping the Adult Man at All Ages, (New York: Harper and Row, 1954), p. 337.

tendency to put on fat easily. The term is used for descriptive convenience without implying specific embryologic differentiation.⁵ The extreme endomorph is rated 711.

Mesomorphy--The second component at the morphological level, involving relative predominance of the mesodermally derived tissues, which are chiefly bone, muscle and connective tissue. These are the supportive and motor organ-systems. Mesomorphs thus tend toward massive strength and muscular development, and tend to continue through life in the general proportions of athletic shapeliness, whereas endomorphs get roly-poly. Mesomorphs only swell or expand more or less within their established athletic mold.⁶ The extreme mesomorph is rated 171.

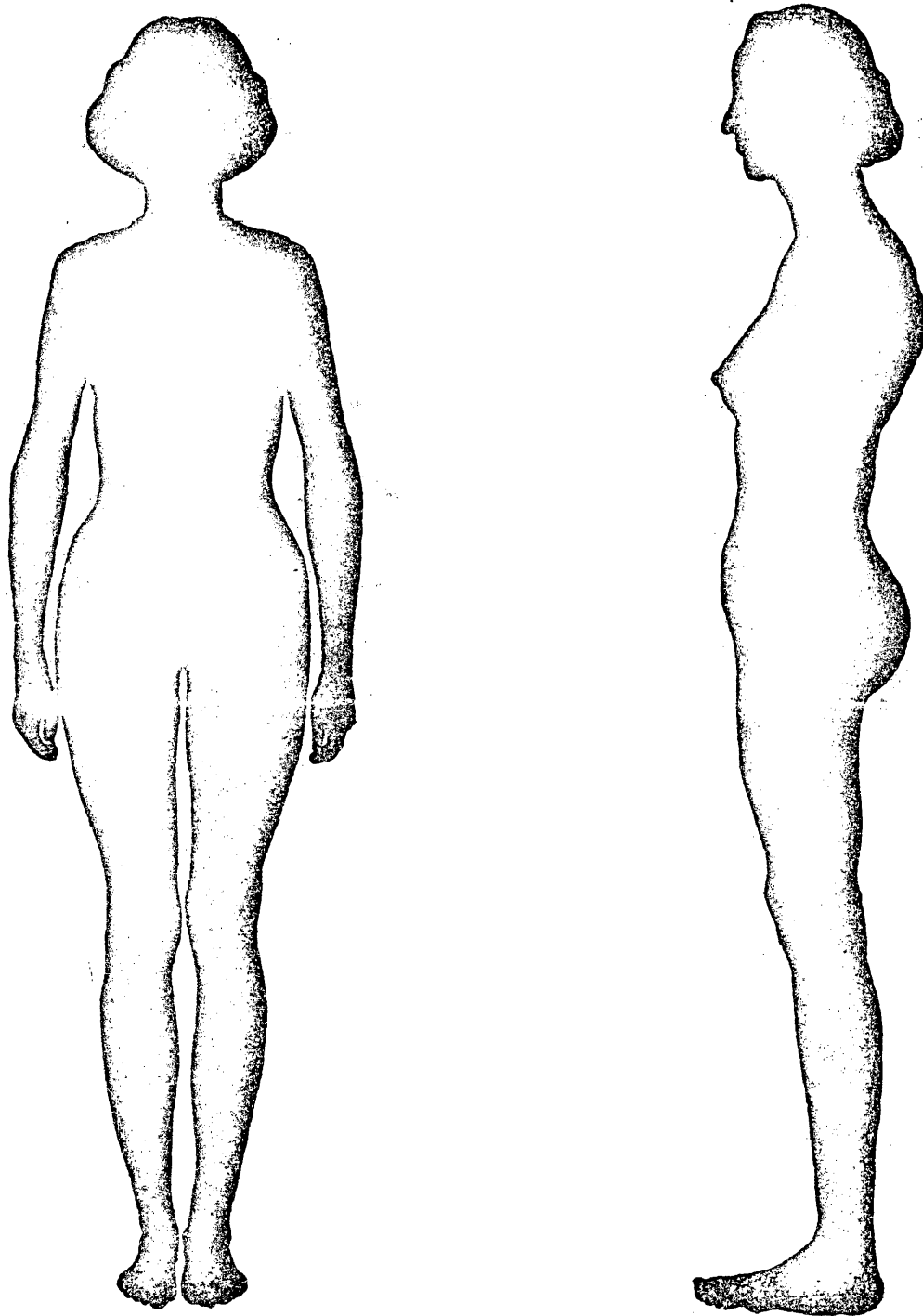
Ectomorphy--The third component at the morphological level, implying relative predominance of ectodermally derived tissues, which are chiefly the skin and its appendages, including the nervous system. In ectomorphy both kinds of bodily mass are sacrificed, or skimmed, in favor of increased surface area with consequently greater sensory exposure to the outside world.⁷ The extreme ectomorph is rated 117.

Operationally, the silhouettes, based on Sheldon's drawings are shown below in Figures 1, 2, and 3:

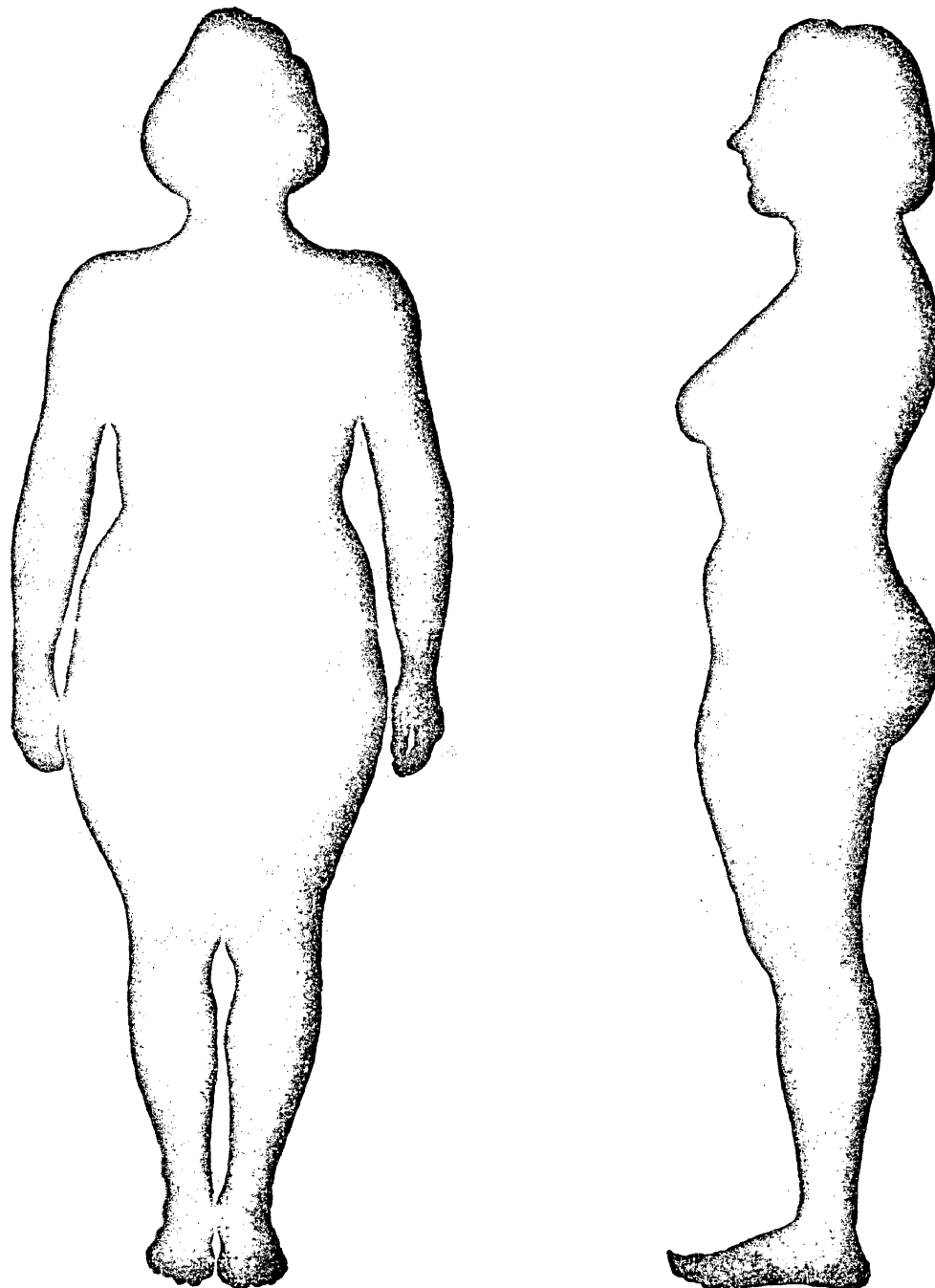
⁵Ibid., p. 337.

⁶Ibid., p. 337.

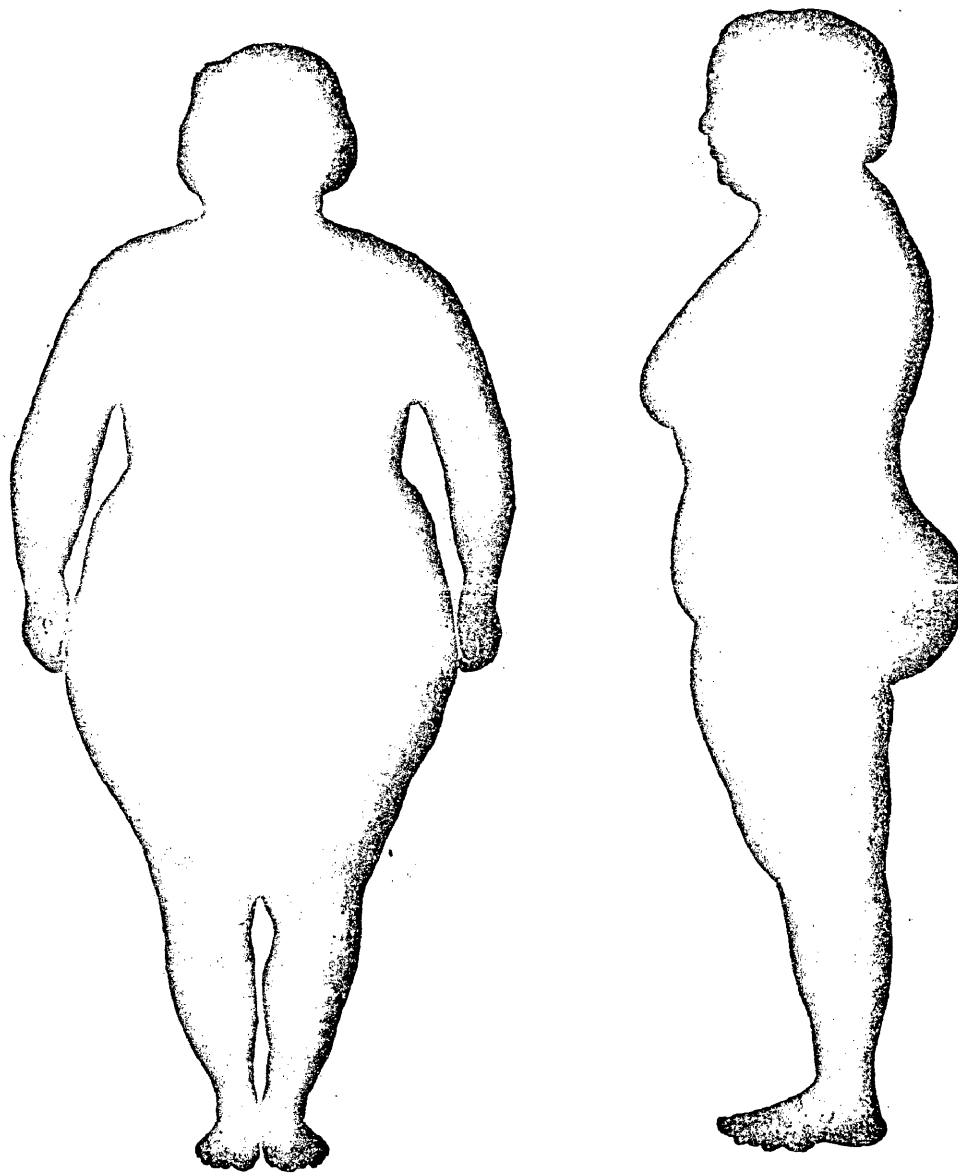
⁷Ibid., p. 337.



SOMATOTYPE 117
EXTREME ECTOMORPH
Figure 1



SOMATOTYPE 171
EXTREME MESOMORPH
/ Figure 2



SOMATOTYPE 711
EXTREME ENDOMORPH
Figure 3

Traits--Character and personality attributes taken from the work of Wells and Siegel. These are indicated by the twenty-four bi-polar adjectival scales shown in Appendix III.

METHOD

Subjects

Subjects were sixty students enrolled in Speech 101 summer classes at the University of Nebraska at Omaha. Subjects were one-half male and one-half female, randomly selected from four classes. The questionnaire was administered to all four classes, a total of 102 students. Then the questionnaires were examined and sorted on the basis of one criterion, that all questions were answered. Eighty-seven questionnaires met the criterion. Thirty male and thirty female subjects were randomly selected.

The summer Speech 101 students were selected for two reasons: primarily because they were available, and secondly, because Strongman and Hart used college students and attained the same results as Wells and Siegel.

Instruments

The questionnaire was composed of four separate pages. One page contained the female somatotype silhouettes, and the other pages contained the twenty-four bi-polar adjectival scales.

Sheldon noted that a somatotype is a theoretically based concept:

The living human physique is a highly complex morphological unit which may, as a whole, approximate some mathematical point, but no physique is perfectly consistent throughout every region, and a perfect example of any

somatotype is perhaps non-existent.⁸

The female somatotypes used were made by blacking in, thus making silhouettes of the drawings presented by Sheldon. They were chosen as the best available representations of the three types:

These somatotypes were chosen to illustrate dominance in each of the three components. The drawings were made (by Maxine Sunderman) principally from posture pictures taken on bromide paper and they are not to be considered as anthropometrically correct. The proportions are sufficiently representative, however, to lend the drawings a certain value for the student of somatotyping.⁹

Since Sheldon, the leading authority in the field of somatotyping, presented the three somatotype drawings selected for this study as representative of the female endomorph, mesomorph and ectomorph, they were considered sufficient for this study. In fact, they may well be closer to the theoretical somatotype norm than the use of photographs of actual humans.

The twenty-four bi-polar adjectival scales were obtained from the Wells and Siegel study (1959). The scales were designed to tap psychological and physical characteristics most likely to be evident in ordinary social interaction. The adjectives were adapted to a semantic differential type scale with eight points. Three pages, containing a set of the twenty-four bi-polar scales, were used.

At the top of the pages were the letters X, Y, or Z corresponding to one of the three female silhouette body types all of which were pictured on a separate page and also labeled X, Y, Z. The order

⁸W.H. Sheldon, The Varieties of Human Physique, p. 142.

⁹Ibid., p. 290.

of the silhouettes was rotated in order to offset a possible order effect. Thus one-third of the subjects received silhouettes and questionnaires in the order X, Y, Z; one-third received them in the order Y, Z, X; and one-third received them in the order Z, X, Y.

Procedure

The questionnaire was administered to the students with the following verbal instructions: "Please fill out the questionnaire to the best of your ability indicating your impression of the pictured body. Please answer all the questions, putting only one answer per question."

Two statistical tests performed on the data were the Friedman two-way analysis of variance and the Kolmogorov-Smirnov two-sample test. The Friedman two-way analysis of variance was used to test H_1 ; the Kolmogorov-Smirnov two-sample test was used to test H_2 . The alpha region was set at ($p \leq .05$) for all the tests. These nonparametric tests of the hypotheses were selected because the data were clearly ordinal and these were the most generally appropriate inferential tests. Then the data were factor analyzed using the orthogonal varimax factor analysis taken from the Statistical Package for the Social Sciences (1970).

RESULTS

The first hypothesis predicted that subjects would rate the silhouettes differently. The results are reported in Table 1.

Table 1

SUBJECTS' RATING OF SILHOUETTES:
FRIEDMAN TWO-WAY ANALYSIS OF VARIANCE

Adjectival Scales	Females	Males	Both
Ambitious, Lazy	X	X	X
Boastful, Modest			
Cheerful, Depressed			
Conventional, Unconventional			
Calm, Nervous			X
Dependable, Undependable			
Homely, Good-looking	X	X	X
Impulsive, Cautious			
Independent, Dependent			
Low-Class, High-Class			
Intelligent, Unintelligent			
Masculine, Feminine		X	X
Mature, Immature	X		X
Old-Fashioned, Modern	X	X	X
Pleasant, Unpleasant	X		
Strong, Weak	X	X	X
Talkative, Quiet	X	X	X
Tall, Short	X	X	X
Thrifty, Wasteful	X	X	X
Thin, Fat	X	X	X
Timid, Bold		X	X
Trustful, Suspicious			
Wise, Foolish			X
Young, Old	X	X	X
Totals	11	11	14

X indicates $p \geq .05$

On fourteen scales the subjects rated the three silhouette somatotypes differently, supporting research hypothesis 1.

The second hypothesis concerned differences in the ratings of the three silhouettes by males and females. The second hypothesis predicted that males would rate the silhouettes differently than females. The Kolmogorov-Smirnov two-sample test was used (Siegel, 1956). On only one scale was there a significant difference between how the male and female subjects rated the silhouettes: wise-foolish. This significance can be explained as an artifact of the procedure requiring seventy-two tests of which approximately three would be expected to be significant by chance.

Tables 2 and 3 are the result of taking the ratings of the subjects and totaling the ratings that were assigned. That is, of the subjects, how many rated the endomorph as fat or the ectomorph as thin. The high and low scores on the adjectival scales were used to compare tables 2 and 3. Although a rating was assigned to all body types by the subjects, only the extremes are listed on tables 2 and 3.

Table 2
EXTREME RATINGS ASSIGNED BY MALES

Adjective	Endomorph	Mesomorph	Ectomorph
1	Lazy		Ambitious
2	Modest	Boastful	
3	Depressed	Cheerful	
4		Conventional	Unconventional
5	Nervous		Calm*
6	Undependable		Dependable
7	Homely		Good-looking
8		Cautious	Impulsive
9	Dependent		Independent
10	Low-Class		High-Class
11	Unintelligent		Intelligent
12	Masculine		Feminine
13	Immature	Mature	
14	Old-Fashioned		Modern
15		Pleasant	Unpleasant
16	Weak	Strong	
17		Talkative	Quiet
18	Short		Tall
19	Wasteful		Thrifty
20	Fat		Thin
21		Bold	Timid
22	Trustful*		Suspicious
23	Foolish		Wise
24	Old		Young

*Rated differently by female subjects.

Table 3
EXTREME RATINGS ASSIGNED BY FEMALES

Adjectives	Endomorph	Mesomorph	Ectomorph
1	Lazy		Ambitious
2	Modest	Boastful	
3	Depressed	Cheerful	
4		Conventional	Unconventional
5	Nervous	Calm*	
6	Undependable		Dependable
7	Homely		Good-looking
8		Cautious	Impulsive
9	Dependent		Independent
10	Low-Class		High-Class
11	Unintelligent		Intelligent
12	Masculine		Feminine
13	Immature	Mature	
14	Old-Fashioned		Modern
15		Pleasant	Unpleasant
16	Weak	Strong	
17		Talkative	Quiet
18	Short		Tall
19	Wasteful		Thrifty
20	Fat		Thin
21		Bold	Timid
22		Trustful*	Suspicious
23	Foolish		Wise
24	Old		Young

*Rated differently by male subjects.

Comparing the two tables shows that in only two cases did the male and female subjects differently rate the female silhouettes on the adjectival scales, thereby confirming the results of the Kolmogorov-Smirnov two-sample test. The results of the Kolmogorov-Smirnov test and the comparison of tables 3 and 4 lead to the acceptance of the second null hypothesis.

The factor analysis, while not directly supporting the second hypothesis, seemed to indicate a difference in male and female perception. The factors males listed as most important differ greatly from what the female subjects rated as important factors. The results are shown in tables 4 and 5. Note, for example, that females rated the tall-short, thin-fat, and young-old factors as most important or as factor 1, whereas males rated those adjective pairs as factor 6 or of little importance. Although males and females may have rated the silhouettes as similar, the factor analysis shows clearly that the male and female subjects weight the character traits differently. The factor analysis also shows that male and female subjects associate different groups of adjectives together. The tables list six and seven factors; however, on all three tables only the first four factors were significant according to the percent of variance computed from the Eigenvalue.

Table 4
 FACTOR ANALYSIS
 FEMALE RATING OF ALL SOMATOTYPES

Factor 1	Factor 2	Factor 3
Ambitious, Lazy -Old-fashioned, Modern* Tall, Short Thin, Fat Young, Old	Cheerful, Depressed Pleasant, Unpleasant Trustful, Suspicious Wise, Foolish	Homely, Good-looking Masculine, Feminine
Factor 4	Factor 5	Factor 6
Impulsive, Cautious Boastful, Modest	Strong, Weak Talkative, Quiet -Timid, Bold	Calm, Nervous Dependable, Undependable Independent, Dependent Intelligent, Unintelligent Mature, Immature Thrifty, Wasteful
Factor 7		
Conventional, Unconventional Low-Class, High-Class		

* - denotes negative correlation

Table 5
 FACTOR ANALYSIS
 MALE RATING OF ALL SOMATOTYPES

Factor 1	Factor 2	Factor 3
Conventional, Unconventional Calm, Nervous Dependable, Undependable Mature, Immature Pleasant, Unpleasant Strong, Weak Talkative, Quiet Trustful, Suspicious Wise, Foolish Cheerful, Depressed	Ambitious, Lazy Impulsive, Cautious Thrifty, Wasteful	-Masculine, Feminine* -Old-fashioned, Modern
Factor 4	Factor 5	Factor 6
Intelligent, Unintelligent	-Homely, Good-looking Independent, Dependent -Low-Class, High-Class -Timid, Bold	Tall, Short Fat, Thin Young, Old
	Factor 7	
	Boastful, Modest	

* - denotes negative correlation

Table 6
 FACTOR ANALYSIS
 ALL SUBJECTS RATING ALL SILHOUETTES

Factor 1	Factor 2	Factor 3
Cheerful, Depressed Dependable, Undependable Calm, Nervous Intelligent, Unintelligent Mature, Immature Pleasant, Unpleasant Strong, Weak Thrifty, Wasteful Trustful, Suspicious Wise, Foolish	Ambitious, Lazy Independent, Dependent Tall, Short Thin, Fat Young, Old	Homely, Good-looking Masculine, Feminine Old-Fashioned, Modern
Factor 4	Factor 5	Factor 6
Impulsive, Cautious Talkative, Quiet	Low-Class, High-Class Timid, Bold	Boastful, Modest Conventional, Unconventional

Suggested Factor Names

- Factor 1 Parent, child factor
- Factor 2 Activity factor
- Factor 3 Plain, glamorous factor
- Factor 4 Extrovert-introvert factor
- Factor 5 Weak, powerful factor
- Factor 6 Commonplace, eccentric factor

DISCUSSION

The hypothesis predicting that subjects would assign different character traits to different female silhouettes was supported, and this result is consistent with the findings of Wells and Siegel (1961), who used male silhouettes rather than female silhouettes and found statistical significance at the .01 level on eighteen of the twenty-four rating scales. The present study found significance at the .05 level on fourteen of the twenty-four rating scales.

The hypothesis predicting that male and female subjects would rate the silhouettes differently was not supported. The explanation for the lack of difference between male and female ratings may be due to a number of reasons. The factor analysis showed that even though the subjects rated the silhouettes in a similar way, the reasons for the ratings differed between males and females. Male and female subjects placed different importance on the adjectives they assigned to silhouettes. There is also a difference between the traits subjects in the present study assigned to female silhouettes and the traits assigned to male silhouettes in the Wells and Siegel study. Generally, the subjects in the Wells and Siegel study showed male mesomorphs as desirable, whereas the present study showed female mesomorphs as undesirable.

From the preceding data it is clear that in general, subjects viewed the endomorphs as less desirable than the mesomorphs or ectomorphs. This confirms the results of studies that show "fatter"

people are discriminated against in the field of employment practices and in many other daily competitive activities (Cahnman 1968, Channing and Mayer, 1966). The ectomorph was viewed as more dependable, good-looking, high-class, intelligent, feminine and younger than the endomorph. The stereotyping of the tall thin woman as more desirable permeates American media and fashion magazines (Murstein and Gadpaille, 1968). The stereotypes which emerged are consistent with the view of body build which has existed in America for many years. The title of "Miss America" predictably has never been awarded to an endomorph.

The second hypothesis dealing with the difference between male and female subjects' rating of the somatotype silhouette could be expanded to deal with male and female somatotypes. The use of live somatotypes of both sexes may well yield data valuable for future research. A live presentation of somatotypes would add new dimensions such as motion and the realization by subjects that they were actually judging human beings. Thus the use of human somatotypes judged by subjects might well tell us more about the elements of nonverbal communication involved in daily face to face interaction. A design using a real life situation may yield a wealth of new information.

Conclusions and Recommendations

With respect to the perceived character traits rated by all the subjects, body type was found to have a significant effect on how the silhouettes were perceived. Thus it can be assumed that

body type is an active part of how people view each other. Further research is needed to determine if in the course of face to face interaction between people the same stereotyping exists. Valuable insight might be gained from using living subjects representing the three basic somatypes rather than silhouettes on paper. In addition, the hypotheses might be better tested if more adjectives were selected for rating the somatypes and were factor analyzed before the test was conducted. This would permit a better profile of character traits assigned by subjects to be developed.

Further studies should factor analyze the results to discover if males' and females' perception differs with respect to which characteristics group together, and what importance is placed on them. The varimax factor analysis used in this study showed a grouping of six to seven factors. This suggests that future research should factor analyze the adjectives selected to design a questionnaire which would give more insight into traits being assigned.

REFERENCES

- Baker, E.E. & Redding, W.C. The effects of perceived tallness in persuasive speaking: An experiment. Journal of Communication, 1962, 12(2), 51-53.
- Barker, L.L. & Collins, N.B. Nonverbal and kinesic research. In P. Emmert & W.D. Brooks (Eds.), Methods of research in communication. Boston: Houghton Mifflin, 1970.
- Birdwhistell, P.L. Introduction to kinesics. Louisville, University of Louisville Press, 1952. (Now available in microfilm only. Ann Arbor, Michigan: University Microfilms.)
- Birdwhistell, R.L. Kinesics and communication. In E Carpenter & M. McLuhan (Eds.), Explorations in communication. Boston: Beacon Press, 1960.
- Borman, Ernest G. Interpersonal communication in the modern organization. Englewood Cliffs, N.J.: Prentice Hall, 1969.
- Brodsky, C.M. A study of norms for body-behavior relationships. Anthropological Quarterly, 1954, 27, 91-101.
- Bruning, James L. and Kintz, B.L. Computational handbook of statistics. Glenview, Illinois: Scott, Foresman and Company, 1968.
- Byrne, D., London, O., & Reeves, K. The effects of physical attractiveness, sex and attitude similarity on interpersonal attraction. Journal of Personality, 1968, 36, 892-899.
- Cahnman, W.J. The stigma of obesity. Sociological Quarterly, 1968, 9, 283-299.
- Channing, H. & Mayer, J. Obesity-its possible effect on college acceptance. New England Journal of Medicine, 1966, 275, 1172-74.
- Comrey, Andrew L. A first course in factor analysis. New York: Academic Press, 1973.
- Cortes, J.B. & Gatti, F.M. Physique and motivation. Journal of Consulting Psychology, 1966, 30, 185-192.
- X Cortes, J.B. & Gatti, F.M. Physique and self-description of temperament. Journal of Consulting Psychology, 1965, 29, 117-124.
- Emmert, Philip & Brooks, W.D. Methods of research in communication. Boston: Houghton Mifflin, 1970.

- Henrysson, Sten. Applicability of factor analysis in the behavioral sciences. Stockholm: Almqvist and Wiksell, 1960.
- Iliffe, A.H. A study of preferences in feminine beauty. British Journal of Psychology, 1955, 46, 198-210.
- Knapp, Mark L. Nonverbal communication in human interaction. New York: Holt, Rinehart and Winston, 1972.
- Kretshmer, E. Physique and character. New York: Harcourt, Brace and Jovanovich, 1925.
- Lawley, D.N. & Maxwell, A.E. Factor analysis as a statistical method. New York: American Elsevier Publishing Company, Inc., 1971.
- Malina, Robert M. Adolescent changes in size, composition and performance. Journal of Human Biology, 1974, 46(1), 117-131.
- Mehrabian, A. Communication without words. Psychology Today, September, 1968, pp. 36-37; 75-77.
- Murstein, B.J., Gadpaille, W.J. & Byrne, D. What makes people sexually appealing? Sexual Behavior, 1958, 30(1), 89-110.
- Nie, N.H., Bent, D.H. & Hull, C.H. SPSS: Statistical package for the social sciences. New York: McGraw-Hill, Inc., 1970.
- Parnell, R.W. Behavior and physique: An introduction to practical and applied somatometry. London: Edward Arnold, 1958.
- Popplestone, J.A. A syllabus of the exoskeletal defenses. Psychological Records, 1963, 13, 1140-46.
- Powell, D.E., Tutton, S.J. & Stewart, R.A. The differential stereotyping of similar physiques. British Journal of Social and Clinical Psychology, in press.
- Sheldon, W.H. Atlas of men: A guide for somatotyping the adult man at all ages. New York: Harper and Row, 1954.
- Sheldon, W.H. The varieties of human physique. New York: Hafner Publishing Company, 1963.
- Sheldon, W.H. The varieties of temperament. New York: Harper and Row, 1942.
- Siegel, Sidney. Nonparametric statistics for the behavioral sciences. New York: McGraw-Hill, Inc., 1956.

X Stewart, R.A., Tutton, S.J. & Steele, R.E. Stereotyping and personality: I. Sex differences in perception of female physiques. Perceptual Motor Skills, 1973, 36, 811-814.

X Strongman, K.T. & Hart, C.J. Stereotyped reactions to body build. Psychological Reports, 1968, 23, 1175-1178.

Walker, R.N. Body build and behavior in young children: II. Body build and parents' ratings. Child Development, 1963, 34, 892-912.

Watzlawick, P., Beavin, J.H., & Jackson, D.D. Pragmatics of human communication. New York: W.W. Norton and Co., 1967.

X Wells, W.D. & Siegel, Bertram. Stereotyped somatotypes. Psychological Reports, 1961, 8, 77-78.

Appendix I
QUESTIONNAIRE

INSTRUCTIONS: Put a check on the line which best tells how you feel about pictured body. Answer all questions.

Check sex, Male _____ Female _____.



	Extremely	Very	Fairly	Slightly	Slightly	Fairly	Very	Extremely
1	:.....:.....:.....:.....:.....:.....:.....:.....:.....							
	Ambitious							Lazy
2	:.....:.....:.....:.....:.....:.....:.....:.....:.....							
	Boastful							Modest
3	:.....:.....:.....:.....:.....:.....:.....:.....:.....							
	Cheerful							Depressed
4	:.....:.....:.....:.....:.....:.....:.....:.....:.....							
	Conventional							Unconventional
5	:.....:.....:.....:.....:.....:.....:.....:.....:.....							
	Calm							Nervous
6	:.....:.....:.....:.....:.....:.....:.....:.....:.....							
	Dependable							Undependable
7	:.....:.....:.....:.....:.....:.....:.....:.....:.....							
	Homely							Good-Looking
8	:.....:.....:.....:.....:.....:.....:.....:.....:.....							
	Impulsive							Cautious
9	:.....:.....:.....:.....:.....:.....:.....:.....:.....							
	Independent							Dependent
10	:.....:.....:.....:.....:.....:.....:.....:.....:.....							
	Low-Class							High-Class
11	:.....:.....:.....:.....:.....:.....:.....:.....:.....							
	Intelligent							Unintelligent
12	:.....:.....:.....:.....:.....:.....:.....:.....:.....							
	Masculine							Feminine
13	:.....:.....:.....:.....:.....:.....:.....:.....:.....							
	Mature							Immature
14	:.....:.....:.....:.....:.....:.....:.....:.....:.....							
	Old-Fashioned							Modern
15	:.....:.....:.....:.....:.....:.....:.....:.....:.....							
	Pleasant							Unpleasant
16	:.....:.....:.....:.....:.....:.....:.....:.....:.....							
	Strong							Weak
17	:.....:.....:.....:.....:.....:.....:.....:.....:.....							
	Talkative							Quiet
18	:.....:.....:.....:.....:.....:.....:.....:.....:.....							
	Tall							Short
19	:.....:.....:.....:.....:.....:.....:.....:.....:.....							
	Thrifty							Wasteful
20	:.....:.....:.....:.....:.....:.....:.....:.....:.....							
	Thin							Fat
21	:.....:.....:.....:.....:.....:.....:.....:.....:.....							
	Timid							Bold
22	:.....:.....:.....:.....:.....:.....:.....:.....:.....							
	Trustful							Suspicious
23	:.....:.....:.....:.....:.....:.....:.....:.....:.....							
	Wise							Foolish
24	:.....:.....:.....:.....:.....:.....:.....:.....:.....							
	Young							Old

INSTRUCTIONS: Put a check on the line which best tells how you feel about

pictured body. Answer all questions.

Check sex, Male _____ Female _____.



	Extremely	Very	Fairly	Slightly	Slightly	Fairly	Very	Extremely
1
	Ambitious							Lazy
2
	Boastful							Modest
3
	Cheerful							Depressed
4
	Conventional							Unconventional
5
	Calm							Nervous
6
	Dependable							Undependable
7
	Homely							Good-Looking
8
	Impulsive							Cautious
9
	Independent							Dependent
10
	Low-Class							High-Class
11
	Intelligent							Unintelligent
12
	Masculine							Feminine
13
	Mature							Immature
14
	Old-Fashioned							Modern
15
	Pleasant							Unpleasant
16
	Strong							Weak
17
	Talkative							Quiet
18
	Tall							Short
19
	Thrifty							Wasteful
20
	Thin							Fat
21
	Timid							Bold
22
	Trustful							Suspicious
23
	Wise							Foolish
24
	Young							Old

INSTRUCTIONS: Put a check on the line which best tells how you feel about pictured body. Answer all questions.

Check sex, Male _____ Female _____.



	Extremely	Very	Fairly	Slightly	Slightly	Fairly	Very	Extremely
1	:.....:.....:.....:.....:.....:.....:.....:.....:.....:							
	Ambitious							Lazy
2	:.....:.....:.....:.....:.....:.....:.....:.....:.....:							
	Boastful							Modest
3	:.....:.....:.....:.....:.....:.....:.....:.....:.....:							
	Cheerful							Depressed
4	:.....:.....:.....:.....:.....:.....:.....:.....:.....:							
	Conventional							Unconventional
5	:.....:.....:.....:.....:.....:.....:.....:.....:.....:							
	Calm							Nervous
6	:.....:.....:.....:.....:.....:.....:.....:.....:.....:							
	Dependable							Undependable
7	:.....:.....:.....:.....:.....:.....:.....:.....:.....:							
	Homely							Good-Looking
8	:.....:.....:.....:.....:.....:.....:.....:.....:.....:							
	Impulsive							Cautious
9	:.....:.....:.....:.....:.....:.....:.....:.....:.....:							
	Independent							Dependent
10	:.....:.....:.....:.....:.....:.....:.....:.....:.....:							
	Low-Class							High-Class
11	:.....:.....:.....:.....:.....:.....:.....:.....:.....:							
	Intelligent							Unintelligent
12	:.....:.....:.....:.....:.....:.....:.....:.....:.....:							
	Masculine							Feminine
13	:.....:.....:.....:.....:.....:.....:.....:.....:.....:							
	Mature							Immature
14	:.....:.....:.....:.....:.....:.....:.....:.....:.....:							
	Old-Fashioned							Modern
15	:.....:.....:.....:.....:.....:.....:.....:.....:.....:							
	Pleasant							Unpleasant
16	:.....:.....:.....:.....:.....:.....:.....:.....:.....:							
	Strong							Weak
17	:.....:.....:.....:.....:.....:.....:.....:.....:.....:							
	Talkative							Quiet
18	:.....:.....:.....:.....:.....:.....:.....:.....:.....:							
	Tall							Short
19	:.....:.....:.....:.....:.....:.....:.....:.....:.....:							
	Thrifty							Wasteful
20	:.....:.....:.....:.....:.....:.....:.....:.....:.....:							
	Thin							Fat
21	:.....:.....:.....:.....:.....:.....:.....:.....:.....:							
	Timid							Bold
22	:.....:.....:.....:.....:.....:.....:.....:.....:.....:							
	Trustful							Suspicious
23	:.....:.....:.....:.....:.....:.....:.....:.....:.....:							
	Wise							Foolish
24	:.....:.....:.....:.....:.....:.....:.....:.....:.....:							
	Young							Old

Appendix II

FACTOR ANALYSIS:

PRINT OUT

RUN NAME
COMMENT

FACTOR ANALYSIS OF MALE-FEMALE RESPONSES TO SCMATYPES

INTRODUCTION:
* THE FOLLOWING SPSS PROGRAM IS AN ATTEMPT TO FIND THE
* BASIC FACTORS OR DIMENSIONS USED BY INDIVIDUALS IN RATING
* THREE FEMALE SCMATYPES.
* THE CHARACTERISTICS OF THE PROGRAM USED IN THIS STUDY ARE
* MORE FULLY EXPLAINED IN THE MANUAL: STATISTICAL PACKAGE FOR
* THE SOCIAL SCIENCES BY NCPMAN H. NIE, DALE H. BENT, AND
* C. HADLAI HULL (NEW YORK: MCGRAW-HILL BOOK COMPANY, 1970).

SUMMARY OF PROGRAM CHARACTERISTICS:
* ALL DEFAULT OPTIONS ARE SELECTED. PA2 WITH ITERATIONS IS
* THE FACTORING METHOD; THE NUMBER OF FACTORS EXTRACTED IS
* DETERMINED BY THE NUMBER OF FACTORS WITH AN EIGENVALUE
* GREATER THAN OR EQUAL TO 1.0; THE DIAGONALS OF THE CORRELA-
* TION MATRIX ARE INITIALLY REPLACED BY SQUARED MULTIPLE
* CORRELATIONS WHEN POSSIBLE; ITERATIONS ARE STOPPED IF
* THE CONVERGENCE BETWEEN ESTIMATED AND COMPUTED COMMUNALITIES
* REACHES THE .001 CRITERION; IN ANY CASE THE MAXIMUM NUMBER
* OF ITERATIONS IS 25; AND FINALLY, THE VARIMAX ROTATION IS
* USED.

NOTE: SEE THE SPSS MANUAL, PAGE 232, EXAMPLE 17.1.

STATISTICS AND INTERPRETATION OF THE OUTPUT:
* THE FOLLOWING DATA IS PROVIDED FOR EACH OF THE INDICATED
* SUBFILES WHEN THE FACTOR COMMAND IS GIVEN:

- (1) CORRELATION COEFFICIENTS. THIS IS A SIMPLE CORRELATION MATRIX OF ALL VARIABLES ENTERED INTO THE FACTOR ANALYSIS. IT SHOWS THE CORRELATION OF EACH VARIABLE WITH EVERY OTHER VARIABLE.
- (2) ESTIMATED COMMUNALITY AND EIGENVALUES TOGETHER WITH THE % OF VARIANCE EXPLAINED BY THE INITIAL FACTOR MATRIX. THIS TABLE MAY BE FOLLOWED BY THE ACTION THAT MORE THAN 25 ITERATIONS ARE REQUIRED. THIS MEANS THAT THE .001 CONVERGENCE CRITERION WAS NOT MET. THIS IS NOT A SERIOUS PROBLEM GIVEN THE GROSSNESS OF THE DATA.
- (3) FACTOR MATRIX USING PRINCIPAL FACTOR WITH ITERATIONS. THIS IS THE INITIAL, UNROTATED FACTOR MATRIX. THE SPSS MANUAL INDICATES THAT THIS MATRIX USUALLY CONTAINS A LARGE AMOUNT OF VALUABLE INFORMATION ABOUT THE STRUCTURE OF THE VARIABLES AND IT IS RECOMMENDED THAT THE USER OBTAIN IT EVEN IF HE IS PRIMARILY INTERESTED ONLY IN THE ROTATED

SOLUTION.

(4) THE FINAL COMMUNALITIES, EIGENVALUES, AND % OF VARIANCE EXPLAINED BY EACH FACTOR.

(5) VARIMAX ROTATED FACTOR MATRIX. THIS MATRIX IS THE SOLUTION REQUIRED FOR ANALYSIS. FROM THIS MATRIX THE FACTOR LOADINGS FOR EACH VARIABLE MAY BE FOUND. THE VARIABLE IS THEN CONSIDERED TO BE ASSOCIATED WITH THE FACTOR ON WHICH IT HAS THE HIGHEST LOADING.

(6) TRANSFORMATION MATRIX. THIS MATRIX IS NOT NEEDED FOR THE PRESENT ANALYSIS. IT IS AUTOMATICALLY PRINTED WHEN THE VARIMAX ROTATED FACTOR MATRIX IS REQUESTED.

SPSS USERS TECHNICAL NOTE:

THE STATISTICS AND TABLES OUTLINED ABOVE WERE REQUESTED BY SPECIFYING STATISTICS 2,4,5, AND 6 ON THE STATISTICS CARD WHICH MUST FOLLOW EACH FACTOR CARD. FOR FURTHER EXPLANATION OF THE STATISTICS, SEE PAGE 237 IN THE SPSS MANUAL.

VARIABLE LIST COMMENT

VAR001 TO VAR024

EACH VARIABLE REFERS TO AN 8 POINT RATING SCALE USED BY EACH SUBJECT IN RATING EACH OF THE THREE SCMATYPES.

SUBFILE LIST COMMENT

FEMX, FEPY, FEPZ, MAXX, MANY, MANZ

THE DATA HAS BEEN ORGANIZED IN SUBFILES. EACH SUBFILE CONTAINS 30 DATA CARDS REPRESENTING EITHER 30 MALES OR 30 FEMALES RATING ONE OF THE THREE SCMATYPES. FOR EXAMPLE, SUBFILE FEMX CONTAINS THE DATA FOR THE 30 FEMALES RATING SCMATYPE X, AND SUBFILE MANZ CONTAINS THE DATA FOR THE 30 MALES RATING SCMATYPE Z. ORGANIZATION OF THE DATA IN THIS MANNER PERMITS THE FACTOR ANALYSIS OF THE DIMENSIONS USED WITHIN EACH OF THE SUBFILES. THAT IS, WE CAN COMPARE THE DIMENSIONS USED BY MEN AND WOMEN WHEN RATING THE X,Y, OR Z SCMATYPE AS WELL AS COMPARE THE DIMENSIONS USED BY JUST ONE SEX WHEN LOOKING AT THE X,Y, OR Z SCMATYPES.

TECHNICAL NOTE: SEE SPSS MANUAL PAGE 19.

INPUT MEDIUM # OF CASES COMMENT INPUT FORMAT

CARD 30, 30, 30, 30, 30, 30 THERE ARE 30 CARDS FOR EACH SUBFILE FIXED (5X,24F2,C,27)

ACCORDING TO YOUR INPUT FORMAT, VARIABLES ARE TO BE READ AS FOLLOWS

VARIABLE FORMAT RECORD COLUMNS

ACCORDING TO YOUR INPUT FORMAT, VARIABLES ARE TO BE READ AS FOLLOWS

VARIABLE FORMAT RECCD COLUMNS

FACTOR ANALYSIS OF MALE-FEMALE RESPONSES TO SOMATYPES

07/25/75

PAGE 3

VAR001	F 2. 0	1	6- 7
VAR002	F 2. 0	1	8- 9
VAR003	F 2. 0	1	10- 11
VAP004	F 2. 0	1	12- 13
VAR005	F 2. 0	1	14- 15
VAR006	F 2. 0	1	16- 17
VAR007	F 2. 0	1	18- 19
VAR008	F 2. 0	1	20- 21
VAR009	F 2. 0	1	22- 23
VAR010	F 2. 0	1	24- 25
VAR011	F 2. 0	1	26- 27
VAR012	F 2. 0	1	28- 29
VAR013	F 2. 0	1	30- 31
VAR014	F 2. 0	1	32- 33
VAP015	F 2. 0	1	34- 35
VAR016	F 2. 0	1	36- 37
VAR017	F 2. 0	1	38- 39
VAR018	F 2. 0	1	40- 41
VAR019	F 2. 0	1	42- 43
VAR020	F 2. 0	1	44- 45
VAR021	F 2. 0	1	46- 47
VAR022	F 2. 0	1	48- 49
VAR023	F 2. 0	1	50- 51
VAR024	F 2. 0	1	52- 53

THE INPUT FORMAT PROVIDES FOR 24 VARIABLES. 24 WILL BE READ IT PROVIDES FOR 1 RECORDS ('CARDS') PER CASE. A MAXIMUM OF 80 'COLUMNS' ARE USED ON A RECORD.

COMMENT

INPUT FORMAT REFERS TO THE STANDARD WAY THE DATA WERE PUNCHED ON THE DATA CARDS. SEE SPSS MANUAL FOR DETAILS.

VAR LABELS

- VAR001, AMBITIOUS-LAZY/
- VAR002, PCASTFUL-ACCES/
- VAR003, CHEERFUL-DEPRESSED/
- VAR004, CONVENTIONAL-UNCONVENTIONAL/
- VAR005, CALM-NERVIOUS/
- VAR006, DEPENDABLE-INDEPENDABLE/
- VAR007, FEMALE-GOOD LOOKING/
- VAR008, IMPULSIVE-CALM/
- VAR009, INDEPENDENT-DEPENDENT/
- VAR010, LOW CLASS-HIGH CLASS/
- VAR011, INTELLIGENT-UNINTELLIGENT/
- VAR012, MASCULINE-FEMINE/
- VAR013, MATURE-IMMATURE/
- VAR014, OLD FASHIONED-MODERN/
- VAR015, PLEASANT-UNPLEASANT/
- VAR016, STRONG-WEAK/
- VAR017, TALKATIVE-QUIET/
- VAR018, TALL-SHORT/
- VAR019, FIFTY-WASTEFUL
- VAR020, THIN-FAT/
- VAR021, TIMID-BOLD/
- VAR022, TRUSTFUL-SUSPICIOUS/
- VAR023, WISE-FOOLISH/
- VAR024, YOUNG-OLD

 COMMENT *****
 * IN THIS SECTION OF THE PROGRAM, THE SUBFILES FOR EACH SEX *
 * ARE COMBINED SO THAT WE MAY COMPARE GENERAL MALE-FEMALE *
 * DIFFERENCES. THERE WILL BE TWO FACTOR ANALYSES, ONE FOR *
 * THE COMBINED SUBFILES FEMX, FEMF, AND FEMZ; AND ONE FOR THE *
 * COMBINED SUBFILES MANX, MAF, AND MANZ. *
 * TWO FACTOR ANALYSES WILL BE COMPUTED IN THIS SECTION. *

***** FACTOR PROBLEM REQUIRES 10424 BYTES SPACE *****

PROCESS SUBFILES(FEMX, FEMF, FEMZ) (MANX, MAF, MANZ)
 FACTOR VARIABLES=VARGO1 TO VARGO24
 STATISTICS 2,4,5,6
 COMMENT *****
 * THE FOLLOWING FACTOR WILL BE THE LAST DATA CUTFLY FOR THIS *
 * PROGRAM. IT WILL FACTOR THE COMBINED SUBFILES IN ORDER *
 * TO PERMIT STUDY OF THE MOST GENERAL DIMENSIONS USED BY ALL *
 * SUBJECTS IN RATING ALL OF THE SOMATYPES. *
 * ONLY ONE FACTOR ANALYSIS WILL BE COMPUTED IN THIS SECTION. *

FACTOR ANALYSIS OF MALE-FEMALE RESPONSES TO SCMATYPES

FILE NCNAME (CREATION DATE = 07/25/75)

1. VARIABLE LIST

VARIABLES..	LABELS..
VAR001	AMBITIOUS-LAZY
VAR002	PCASTFUL-MCEEST
VAR003	CHEERFUL-DEPRESSED
VAR004	CONVENTIONAL-UNCONVENTIONAL
VAR005	CALM-NERVOUS
VAR006	DEPENDABLE-UNDEPENDABLE
VAR007	FCMELY-GCCD LCKING
VAR008	IMPULSIVE-CALTICUS
VAR009	INDEPENDENT-DEPENDENT
VAR010	LOW CLASS-HIGH CLASS
VAR011	INTELLIGENT-UNINTELLIGENT
VAR012	MASCULINE-FEMINE
VAR013	MATRE-IMPATRE
VAR014	CLE FASHINEC-MCCERN
VAR015	PLEASANT-LMPLEASANT
VAR016	STRONG-WEAK
VAR017	TALKATIVE-OLIET
VAR018	TALL-SHORT
VAR019	THRIFTY-WASTEFUL
VAR020	
VAR021	TIMID-ECLC
VAR022	TRUSTFUL-SUSPICICUS
VAR023	WISE-FCOLISH
VAR024	YCLNG-CLC

FACTOR ANALYSIS OF MALE-FEMALE RESPONSES TO SOMATYPES

FILE NAME (CREATION DATE = 07/25/75)
SUBFILE FEPX FEMZ

CORRELATION COEFFICIENTS..

	VAR001	VAR002	VAR003	VAR004	VAR005	VAR006	VAR007	VAR008	VAR009	VAR010
VAR001	1.00000	0.11673	0.38199	0.14588	0.21537	0.25305	-0.38561	-0.12919	0.49437	-0.21605
VAR002	0.11673	1.00000	0.23138	0.07633	0.02041	-0.31509	-0.17943	0.49483	0.19756	-0.08124
VAR003	0.38199	0.23138	1.00000	0.32634	0.26303	0.34601	-0.35910	0.05362	0.23093	0.00944
VAR004	0.14588	0.07633	0.32634	1.00000	0.26303	0.14590	0.09552	-0.18256	-0.05289	0.23326
VAR005	0.21537	0.02041	0.26303	0.26303	1.00000	0.24744	0.09552	0.09162	0.15498	0.11409
VAR006	0.25305	-0.31509	0.34601	0.14090	0.24744	1.00000	-0.00442	-0.23836	0.19153	0.10155
VAR007	-0.38561	-0.17943	-0.35910	0.09552	0.09552	-0.00442	1.00000	0.06918	-0.12748	0.46171
VAR008	0.49483	0.19756	0.05362	-0.18256	0.09162	-0.23836	0.06918	1.00000	0.07408	0.08116
VAR009	0.19756	0.11409	0.08116	0.05289	0.15498	0.19153	0.12748	0.07408	1.00000	-0.09141
VAR010	-0.21605	-0.08124	0.00944	0.23326	0.11409	0.11409	-0.12748	0.08116	-0.09141	1.00000
VAR011	0.00944	0.23326	0.35882	0.01444	0.16080	0.26033	-0.45431	0.05583	0.42784	0.26125
VAR012	-0.03613	0.24655	-0.00072	0.17370	0.23051	-0.04574	0.44663	0.11661	0.10566	0.27831
VAR013	0.14563	0.08633	0.31126	0.11239	0.22752	0.28105	-0.07462	0.07462	0.13480	-0.19383
VAR014	-0.30565	-0.06607	-0.23674	0.20262	-0.00043	-0.16124	0.49014	-0.08418	-0.29222	0.33270
VAR015	0.16402	0.02504	0.61913	0.15205	0.13156	0.24382	-0.17383	0.01954	0.03044	0.10061
VAR016	0.12305	0.19886	0.36257	0.04096	0.12238	0.11141	-0.04752	0.17909	0.23523	0.12255
VAR017	0.02860	0.37223	0.37506	0.02304	-0.03426	0.02676	0.03476	0.35186	0.06132	0.00291
VAR018	0.32786	0.12147	0.20159	-0.06207	0.11230	-0.02834	-0.30455	-0.04148	0.33516	-0.21348
VAR019	0.01085	-0.15503	0.24352	0.27029	0.08853	0.38941	-0.13117	-0.31253	0.21417	-0.02391
VAR020	0.02188	0.01085	0.19040	0.02188	0.10541	-0.02505	-0.08093	0.28801	-0.22538	0.30673
VAR021	0.12851	-0.39450	-0.12486	0.06883	0.01049	0.22355	0.19352	-0.25303	0.19514	0.30673
VAR022	0.12811	-0.16575	0.40358	0.18525	0.03844	0.30760	-0.07540	-0.20051	0.04446	0.01989
VAR023	0.25559	-0.12054	0.41267	0.16116	0.28370	0.32453	-0.04378	-0.04378	0.17573	0.04051
VAR024	0.40796	0.07913	0.27430	-0.07166	0.07155	0.14523	-0.37399	0.10417	0.34453	-0.11515

	VAR011	VAR012	VAR013	VAR014	VAR015	VAR016	VAR017	VAR018	VAR019	VAR020
VAR001	0.39462	-0.03613	0.14963	-0.30569	0.16402	0.12305	0.02860	0.59582	0.32786	0.63090
VAR002	0.02349	0.24655	0.08633	-0.06807	0.02964	0.19886	0.37223	0.12147	-0.15903	0.01085
VAR003	0.39882	-0.00672	0.31136	-0.02674	0.61513	0.36297	0.37506	0.20159	0.24392	0.19040
VAR004	0.01444	0.17370	0.11239	0.20262	0.19209	0.04056	0.02304	-0.06207	0.27025	0.02188
VAR005	0.16080	0.23051	0.22752	0.00043	0.13156	0.12238	-0.03426	0.11230	0.08853	0.16541
VAR006	0.28033	-0.04574	0.28109	-0.16724	0.24382	0.11141	0.02676	-0.02834	0.38841	-0.05649
VAR007	-0.04593	0.44663	-0.25552	0.45014	-0.17383	-0.03476	-0.03476	-0.30499	-0.13117	-0.29505
VAR008	0.05983	0.11661	0.07462	0.06418	0.19549	0.11509	0.35186	-0.04148	0.31253	0.08093
VAR009	0.42784	0.10566	0.13480	-0.29222	0.03844	0.06132	0.06132	0.04446	0.21417	-0.22538
VAR010	-0.26125	0.27831	-0.19383	0.33270	0.10061	0.12255	-0.00291	-0.21348	-0.02391	-0.22538
VAR011	1.00000	-0.17522	0.35847	-0.30483	0.28896	0.24025	0.24025	0.15390	0.25412	0.23746
VAR012	-0.17522	1.00000	-0.17121	0.22106	-0.03360	0.27848	0.25151	-0.12561	-0.05803	-0.08326

FACTOR ANALYSIS OF MALE-FEMALE RESPONSES TO SCMATYPES

FILE NCNAME (CREATION DATE = 07/25/75)
SURFILE FEMX FEMZ

	VAR011	VAR012	VAR013	VAR014	VAR015	VAR016	VAR017	VAR018	VAR019	VAR020
VAR013	C.35947	-C.17121	1.00000	-C.17704	C.21331	0.17455	0.11538	0.10512	C.39576	0.08892
VAR014	-C.30483	C.22106	-C.17704	1.00000	-C.11697	-C.16014	-C.17269	-C.40421	-0.05000	-0.31813
VAR015	C.26856	-C.03660	C.21331	-C.11697	1.00000	0.24159	0.27841	0.08176	C.17717	C.07317
VAR016	C.24025	0.27848	0.17455	-C.16014	C.24155	1.00000	0.50313	0.15153	0.13446	0.04138
VAR017	C.24953	C.25151	0.11538	-C.17269	C.27841	0.50313	1.00000	C.05655	-C.02730	-0.12194
VAR018	C.15390	-C.12561	0.10512	-C.40421	C.04176	C.15153	C.05655	1.00000	0.15154	C.71011
VAR019	C.25412	-C.05803	0.39576	-C.05000	C.17717	C.12446	-C.02730	C.15754	1.00000	0.16296
VAR020	C.23746	-C.08326	C.08892	-C.31813	C.07317	0.04138	-0.12194	0.71011	C.16296	1.00000
VAR021	-C.09054	-C.01329	-C.22664	C.27327	-C.06665	-C.35574	-C.38680	-0.16707	0.10847	0.06698
VAR022	C.15725	-C.15178	0.20752	-C.07973	C.35221	C.05603	0.00680	-0.07775	0.34143	-0.07041
VAR023	C.38068	0.01241	0.27858	-C.23343	C.32225	C.30480	0.06730	0.10640	C.31567	0.18054
VAR024	C.36358	-0.06052	0.17822	-0.46814	0.16403	C.13785	0.11426	C.41514	0.22638	0.46698

	VAR021	VAR022	VAR023	VAR024
VAR001	C.12851	C.12811	C.25555	C.40796
VAR002	-C.39490	-0.16575	-0.12054	C.61513
VAR003	-C.12486	C.40598	0.41267	C.27430
VAR004	C.06883	0.18525	C.16116	-C.07166
VAR005	C.01049	0.03844	0.28370	C.07199
VAR006	C.22355	C.30760	C.32453	C.14523
VAR007	C.19352	-C.07940	-0.13476	-C.37399
VAR008	-C.25303	-C.20051	-0.04378	C.10417
VAR009	-C.19914	0.04446	0.17573	C.34453
VAR010	C.30673	0.01989	0.04051	-C.11515
VAR011	-C.08054	C.19725	C.38068	C.26398
VAR012	-C.01329	-C.15178	0.01241	-C.06052
VAR013	-C.22064	C.20752	0.27858	C.17822
VAR014	C.27327	-0.07973	-0.23343	-C.46814
VAR015	-C.06865	C.29221	C.32265	C.16403
VAR016	-C.35574	0.05603	C.30480	C.13785
VAR017	-C.38680	0.00680	0.06730	0.11426
VAR018	-C.16707	-0.34143	C.10640	C.41514
VAR019	C.10847	0.34143	C.31567	0.22638
VAR020	C.06698	-C.07041	C.18054	C.46698
VAR021	1.00000	0.19079	C.10706	C.06413
VAR022	C.15079	1.00000	0.44871	C.18097
VAR023	C.10706	1.00000	1.00000	C.25550
VAR024	C.06413	C.18097	0.29550	1.00000

FACTR ANALYSIS OF MALE-FEMALE RESPONSES TO SCMATYPES

FILE NNAME (CREATION DATE = 07/25/75)
SURFILE FEMX FEMZ

VARIABLE	EST COMMUNALITY	FACTOR	EIGENVALUE	PCT CF VAR	CUM PCT
VAR001	C.72245	1	5.13447	21.4	21.4
VAR002	C.56104	2	2.52610	12.2	33.6
VAR003	C.69555	3	2.72100	11.3	44.9
VAR004	C.36454	4	1.67949	7.8	52.8
VAR005	C.36320	5	1.25583	5.2	58.0
VAR006	C.54079	6	1.20464	5.0	63.0
VAR007	C.65029	7	1.06037	4.4	67.4
VAR008	C.50585	8	0.51215	3.6	71.2
VAR009	C.57134	9	0.82164	3.4	74.7
VAR010	0.48843	10	0.74522	3.1	77.8
VAR011	C.57222	11	0.68722	2.9	80.6
VAR012	0.50324	12	0.67335	2.8	83.5
VAR013	C.40908	13	0.62247	2.6	86.0
VAR014	C.52719	14	0.50074	2.1	88.1
VAR015	C.56561	15	0.47145	2.0	90.1
VAR016	C.51120	16	0.40744	1.7	91.8
VAR017	0.57625	17	0.37251	1.6	93.3
VAR018	C.65182	18	0.32440	1.4	94.7
VAR019	C.43870	19	0.29864	1.2	95.9
VAR020	C.69424	20	0.25426	1.1	97.0
VAR021	C.66785	21	0.23360	1.0	98.0
VAR022	C.48006	22	0.15746	0.8	98.8
VAR023	C.45532	23	0.16652	0.7	99.5
VAR024	C.51381	24	0.12150	0.5	100.0

MORE THAN 25 ITERATIONS REQUIRED.

FACTOR ANALYSIS OF MALE-FEMALE RESPONSES TO SCENARIOS

FILE NNAME (CREATION DATE = 07/25/75)
SUBFILE FEMX FEMY FEMZ

FACTOR MATRIX USING PRINCIPAL FACTOR WITH ITERATIONS

	FACTOR 1	FACTOR 2	FACTOR 3	FACTOR 4	FACTOR 5	FACTOR 6	FACTOR 7
VAR001	-C.65845	0.08466	0.25211	C.35505	-C.1C566	-C.03520	0.09585
VAR002	-C.15534	-0.64914	-0.26009	0.14838	-C.31103	C.1C354	C.25C54
VAR003	-C.65945	C.08446	-C.42C53	-C.08568	-C.28132	C.14962	-0.08745
VAR004	-C.13151	0.30405	-0.34132	C.17638	-C.42598	-C.1860E	C.07057
VAR005	-C.25C77	C.13556	-C.22864	0.26874	0.00178	-C.05956	0.14620
VAR006	-C.35653	C.48967	-C.18237	-C.07951	C.24500	-C.05055	0.07462
VAR007	C.56552	0.17725	-0.35340	C.35241	C.24500	-C.05265	-C.07242
VAR008	-C.00073	-0.54348	-0.27267	C.05603	C.11982	0.32557	0.20438
VAR009	-C.45413	-0.13343	0.03394	0.23555	C.25036	-C.13216	C.20016
VAR010	C.25661	C.25066	-0.42130	0.31057	C.04918	0.16655	-0.10532
VAR011	-C.64309	0.00638	-C.01470	-C.17275	C.16274	C.02734	0.21201
VAR012	C.12653	-C.11284	-C.45510	C.50731	0.09543	-C.08282	C.01872
VAR013	-C.44682	0.04934	-C.13222	-C.2418E	C.01015	-C.20424	0.21936
VAR014	C.54324	C.23354	-C.24150	0.17269	-C.21360	-C.05226	0.10661
VAR015	-C.44012	0.14825	-0.37353	-C.16587	-C.17379	0.17636	-0.24305
VAR016	-C.37616	-0.24279	-C.46635	C.07335	C.22350	-C.12250	-C.22273
VAR017	-C.26270	-C.40293	-C.48434	-C.07089	C.06078	C.08233	-0.13234
VAR018	-C.56341	-0.21140	C.35006	C.34557	-C.05155	-C.08205	-0.26136
VAR019	-C.42476	0.40624	-0.04628	-C.01420	0.01244	-C.27964	0.08462
VAR020	-0.54513	-C.04355	C.46553	C.44042	-C.11572	0.02110	-0.15247
VAR021	C.18031	C.70930	0.19717	C.27877	C.01177	C.47243	C.15513
VAR022	-C.32652	C.44776	-C.20236	-0.24644	-C.03486	0.12001	-0.04642
VAR023	-C.50712	0.30622	-0.21617	-C.02037	C.15452	C.07717	-0.02123
VAR024	-C.58613	-C.03181	0.18001	C.11596	0.17208	C.27130	0.01644

FACTOR ANALYSIS OF MALE-FEMALE RESPONSES TO SCENARIOS

FILE NCFNAME (CREATION DATE = 07/25/75)
SURFILE FEMX FEM7

VARIABLE	COMMUNALITY	FACTOR	EIGENVALUE	PCT CF VAR	CLM PCT
VAR001	C.70694	1	4.71070	35.8	35.8
VAR002	0.72713	2	2.51935	19.2	55.0
VAR003	0.75829	3	2.30202	17.5	72.5
VAR004	0.48184	4	1.45657	11.1	83.6
VAR005	0.23644	5	0.61141	6.2	89.7
VAR006	C.48062	6	C.76254	5.8	95.5
VAR007	0.70678	7	0.58525	4.5	100.0
VAR008	C.53772				
VAR009	C.44071				
VAR010	0.44764				
VAR011	C.51585				
VAR012	C.51255				
VAR013	C.36801				
VAR014	0.50349				
VAR015	C.50413				
VAR016	C.53819				
VAR017	C.50175				
VAR018	C.71237				
VAR019	0.43342				
VAR020	C.74814				
VAR021	C.90085				
VAR022	C.42656				
VAR023	C.42837				
VAR024	C.45390				

FACTOR ANALYSIS OF MALE-FEMALE RESPONSES TO SCMATYPES

FILE NONAME (CREATION DATE = 07/25/75)
SUBFILE FEMX FEMZ

VARI-MAX ROTATED FACTOR MATRIX

	FACTOR 1	FACTOR 2	FACTOR 3	FACTOR 4	FACTOR 5	FACTOR 6	FACTOR 7
VAR001	C.72E5C	C.11746	-C.1C474	C.02037	-0.08558	C.24446	C.16214
VAR002	C.11628	-0.02660	-C.05242	C.772E2	C.23364	-C.06243	0.23326
VAR003	C.213E9	0.74706	-0.07943	C.18542	C.15308	0.26734	0.22754
VAR004	-C.0C234	C.2512C	C.178C4	-C.04645	-C.03607	0.12662	C.60625
VAR005	C.15479	0.09979	0.23790	0.06601	C.0C343	C.31665	C.2C312
VAR006	-C.01456	C.25702	C.0E2C7	-C.28515	-C.07345	0.54611	-0.02235
VAR007	-C.30749	-0.21845	0.73322	-C.1152E	-C.024C7	-C.1C576	C.01287
VAR00E	-C.0E838	C.0C644	0.05750	0.67488	0.12814	-C.0C31C	-C.22764
VAR009	C.412C6	-C.07C37	C.0E2E6	C.15563	C.14757	C.462C5	-C.07570
VAR01C	C.17745	0.17657	0.59528	-0.0C975	-C.14523	-C.0C765	-0.05556
VAR011	C.22755	C.25498	-C.2E015	C.12E16	C.072C6	0.53406	-0.11852
VAR012	C.009C8	-0.07644	C.63565	C.22546	C.1631E	C.03524	C.13734
VAR013	C.0C55E	C.17353	-0.23755	0.03312	C.17152	C.47463	0.12386
VAR014	-C.38269	-0.1577C	C.35552	-C.06265	-C.157C4	-C.17594	0.35728
VAR015	C.05141	0.68435	-0.02495	0.01747	0.12700	C.0C11E	0.0C817
VAR016	C.12121	C.29502	C.2457E	C.15177	C.543E9	0.21785	-0.09871
VAR017	-C.02186	0.32737	0.10585	C.38836	C.46566	C.05232	-C.11150
VAR018	C.81243	C.11190	-0.13C0C	-C.04C56	C.19186	-0.01253	-C.02013
VAR019	C.14711	0.19594	-C.05155	-C.3C07C	C.0C262	C.48597	C.215C5
VAR02C	C.8E335	C.09223	-0.1C644	-C.05780	-0.067C1	C.01497	C.04C3C
VAR021	C.02828	C.10227	C.26754	-C.22562	-C.87475	C.02645	-0.04277
VAR022	-C.08214	C.52392	-0.075E8	-C.2C242	-C.13245	C.27561	0.04421
VAR023	C.15411	C.44E35	C.0C2C0	-C.05368	-C.01186	0.43297	-0.05E09
VAR024	C.50636	0.23367	-C.12548	0.13255	-C.05C46	C.26363	-C.26E13

TRANSFORMATION MATRIX

	FACTOR 1	FACTOR 2	FACTOR 3	FACTOR 4	FACTOR 5	FACTOR 6	FACTOR 7
FACTOR 1	-C.61156	-0.47807	0.27967	-0.06773	-C.15C01	-0.52421	-0.01167
FACTOR 2	-0.13586	C.29C06	C.17733	-C.66126	-C.55444	0.29617	0.18323
FACTOR 3	C.45556	-0.47513	-0.52291	-C.3C632	-C.32E59	-C.15E66	-C.21252
FACTOR 4	C.5E5E8	C.253E5	0.7C5E6	0.12722	-0.16C47	-0.04577	0.15970
FACTOR 5	-C.07245	-0.21702	0.25174	-C.14475	C.13661	C.43C54	-C.79825
FACTOR 6	C.0C3257	0.44737	0.03C95	0.43271	-0.57787	-C.2E2E5	-C.44341
FACTOR 7	-0.21322	-0.38712	-C.1E4C7	C.4E663	-C.4C435	C.57462	0.21738

FACTOR ANALYSIS OF MALE-PEWEE RESPONSES TO SCMATYPES

FILE NCNAME (CREATION DATE = 07/25/75)
SUBFILE MANX MANY MANZ

CORRELATION COEFFICIENTS..

	VAR001	VAR002	VAR003	VAR004	VAR005	VAR006	VAR007	VAR008	VAR009	VAR010
VAR001	1.00000									
VAR002	0.25463	1.00000								
VAR003	0.234836	0.14467	1.00000							
VAR004	0.20115	0.29380	0.25949	1.00000						
VAR005	0.27575	0.29380	0.25949	0.00000	1.00000					
VAR006	0.34520	0.07833	0.04237	0.22468	0.35903	1.00000				
VAR007	-0.35503	0.02659	-0.27564	0.03136	-0.13225	-0.00444	1.00000			
VAR008	-0.42209	-0.00247	-0.03106	-0.17718	-0.06152	0.22702	0.00000	1.00000		
VAR009	0.31457	0.02548	0.31799	0.04226	0.15225	-0.36566	0.01697	1.00000		
VAR010	0.02452	0.02452	0.02452	0.02452	0.02452	0.02452	0.02452	0.02452	1.00000	
VAR011	0.01763	0.01763	0.01763	0.01763	0.01763	0.01763	0.01763	0.01763	0.01763	1.00000
VAR012	0.04196	0.04196	0.04196	0.04196	0.04196	0.04196	0.04196	0.04196	0.04196	0.04196
VAR013	0.08696	0.08696	0.08696	0.08696	0.08696	0.08696	0.08696	0.08696	0.08696	0.08696
VAR014	0.33846	0.33846	0.33846	0.33846	0.33846	0.33846	0.33846	0.33846	0.33846	0.33846
VAR015	0.30226	0.30226	0.30226	0.30226	0.30226	0.30226	0.30226	0.30226	0.30226	0.30226
VAR016	0.26889	0.26889	0.26889	0.26889	0.26889	0.26889	0.26889	0.26889	0.26889	0.26889
VAR017	0.19243	0.19243	0.19243	0.19243	0.19243	0.19243	0.19243	0.19243	0.19243	0.19243
VAR018	0.16455	0.16455	0.16455	0.16455	0.16455	0.16455	0.16455	0.16455	0.16455	0.16455
VAR019	0.29732	0.29732	0.29732	0.29732	0.29732	0.29732	0.29732	0.29732	0.29732	0.29732
VAR020	0.27157	0.27157	0.27157	0.27157	0.27157	0.27157	0.27157	0.27157	0.27157	0.27157
VAR021	0.11182	0.11182	0.11182	0.11182	0.11182	0.11182	0.11182	0.11182	0.11182	0.11182
VAR022	0.04554	0.04554	0.04554	0.04554	0.04554	0.04554	0.04554	0.04554	0.04554	0.04554
VAR023	0.24083	0.24083	0.24083	0.24083	0.24083	0.24083	0.24083	0.24083	0.24083	0.24083
VAR024	0.26021	0.26021	0.26021	0.26021	0.26021	0.26021	0.26021	0.26021	0.26021	0.26021
VAR025	0.23196	0.23196	0.23196	0.23196	0.23196	0.23196	0.23196	0.23196	0.23196	0.23196
VAR026	0.17504	0.17504	0.17504	0.17504	0.17504	0.17504	0.17504	0.17504	0.17504	0.17504
VAR027	0.10045	0.10045	0.10045	0.10045	0.10045	0.10045	0.10045	0.10045	0.10045	0.10045
VAR028	0.40523	0.40523	0.40523	0.40523	0.40523	0.40523	0.40523	0.40523	0.40523	0.40523
VAR029	0.24147	0.24147	0.24147	0.24147	0.24147	0.24147	0.24147	0.24147	0.24147	0.24147

	VAR011	VAR012	VAR013	VAR014	VAR015	VAR016	VAR017	VAR018	VAR019	VAR020
VAR001	0.25148									
VAR002	-0.00390	-0.39145	0.21161	-0.35110	0.06055	0.07208	-0.00073	0.29750	0.59922	0.35982
VAR003	0.03519	-0.28123	0.21123	-0.12706	-0.08255	0.06763	0.13722	0.27909	0.07974	-0.00111
VAR004	0.14180	-0.14085	0.22535	0.14336	0.41567	0.18265	0.20349	0.24943	0.11788	-0.04194
VAR005	0.14394	-0.16886	0.16417	-0.14864	0.26258	0.20402	0.19558	-0.00918	0.10279	0.03227
VAR006	0.33415	-0.06532	0.23506	0.05485	0.15517	0.20686	0.04441	0.03199	0.21117	0.07870
VAR007	-0.03597	0.39242	-0.24049	0.03991	-0.02630	-0.00066	0.19441	-0.03688	0.32297	0.08158
VAR008	0.10089	0.06761	-0.03268	0.14686	0.13858	-0.05565	0.16751	-0.39089	-0.046701	-0.33776
VAR009	0.32926	-0.12525	0.22555	-0.05307	0.21303	-0.01136	0.04554	0.34781	0.18809	0.03376
VAR010	-0.26889	0.19243	-0.16455	0.029732	-0.27157	-0.01182	0.07760	-0.234083	-0.26021	0.23196
VAR011	1.00000	-0.09471	0.24124	0.11068	0.20407	0.11182	0.02120	0.23716	0.25522	0.33859
VAR012	-0.09471	1.00000	-0.16567	0.42879	-0.13427	0.03267	-0.02316	-0.17782	-0.18674	-0.22785

FACTCR ANALYSIS CF MALE-FEMALE RESPONSES TO SOMATYPES

07/25/75 PAGE 51

FILE NONAME (CREATION DATE = 07/25/75)
SUBFILE MANX MANY MANZ

	VAR011	VAR012	VAR013	VAR014	VAR015	VAR016	VAR017	VAR018	VAR019	VAR020
VAR013	C.34134	-C.16567	1.00000	-C.15823	C.42266	C.35238	C.27536	C.12658	C.15037	C.10760
VAR014	-C.11068	0.42879	-0.15823	1.00000	-C.16937	C.17463	0.08843	-0.27971	-0.11292	-C.19958
VAR015	C.26607	-0.13427	0.42266	-C.16937	1.00000	C.13145	C.45426	0.05402	-C.00253	-C.06862
VAR016	C.26302	C.03267	C.35328	C.17463	C.13849	1.00000	0.18093	0.00428	C.18419	C.08155
VAR017	C.07765	-0.02316	C.27536	C.08843	C.45426	C.18093	1.00000	-0.07939	-0.02741	-0.19915
VAR018	C.27716	-C.17782	0.12658	-C.27971	0.09402	C.00428	-C.07939	1.00000	C.19500	C.44455
VAR019	C.23522	-C.18674	0.15037	-C.11292	-C.00428	C.00428	-0.02741	0.19500	1.00000	0.48373
VAR020	C.33859	-C.22785	0.10760	-C.15558	-0.06462	C.06755	-C.15915	C.44495	C.48373	1.00000
VAR021	-C.01663	-C.18088	-0.14552	C.01154	-C.20715	-0.08857	-0.29207	-0.13280	C.30093	C.30772
VAR022	C.13919	-0.27296	0.25358	-0.2745	C.22256	C.26555	C.18008	-0.07488	0.08249	0.09310
VAR023	C.27655	-C.03756	0.23503	-C.04131	C.22691	0.26899	C.18088	-C.05650	C.44265	C.32732
VAR024	C.11045	-0.07150	C.00614	-C.27206	C.02325	C.22502	-0.05278	0.23758	0.31038	0.46183

	VAR021	VAR022	VAR023	VAR024
VAR001	C.17367	C.34657	0.39964	C.25292
VAR002	-C.12744	-C.00653	C.01548	-C.04254
VAR003	-C.20708	0.27848	C.12050	C.11997
VAR004	-C.16558	C.19355	C.30275	-C.02481
VAR005	-C.01683	0.24541	C.35381	C.14465
VAR006	-C.05233	C.14909	0.40936	C.26083
VAR007	-C.06327	-C.11525	-C.12158	-C.35442
VAR008	-C.27443	-0.16806	-0.35677	-C.17679
VAR009	-C.26207	-C.02623	C.13320	C.03805
VAR010	C.17504	-0.10045	-0.40523	-C.24147
VAR011	-C.01663	C.13919	C.27655	C.11045
VAR012	-C.18088	-0.27256	-C.03756	-C.07150
VAR013	-C.14552	0.25358	0.23503	0.00614
VAR014	C.01154	-C.24745	-C.04131	-C.27206
VAR015	-C.20715	0.22256	0.22691	0.02325
VAR016	-C.06857	C.26595	C.26899	C.22502
VAR017	-C.29207	0.18008	0.18088	-C.05278
VAR018	-C.17280	-0.07488	-0.05650	0.23758
VAR019	C.30093	C.08249	C.44265	C.31038
VAR020	C.30772	0.09310	0.32732	0.46183
VAR021	1.00000	C.15571	C.12772	C.05214
VAR022	C.15571	1.00000	C.44613	C.15608
VAR023	C.12772	C.44613	1.00000	0.18279
VAR024	C.05214	C.19608	C.18279	1.00000

07/25/75

FACTOR ANALYSIS OF MALE-FEMALE RESPONSES TO SCMATYPES

FILE NCKAPE (CREATION DATE = 07/25/75)
SUBTITLE MANX MANY MANZ

VARIABLE	EST COMMUNALITY	FACTOR	EIGENVALUE	PCT OF VAR	CUM PCT
VAR001	0.65669	1	5.12577	21.4	21.4
VAR002	C.40581	2	2.79171	11.6	33.0
VAR003	0.50717	3	2.34283	9.8	42.8
VAR004	0.44952	4	1.58651	6.6	49.4
VAR005	C.31753	5	1.46872	6.1	55.5
VAR006	0.57634	6	1.20244	5.0	60.5
VAR007	C.56256	7	1.09106	4.5	65.0
VAR008	0.51433	8	C.53242	3.5	68.9
VAR009	C.46959	9	0.69224	3.7	72.6
VAR010	C.57605	10	C.81852	3.4	76.1
VAR011	0.52268	11	C.78165	3.2	79.3
VAR012	C.47535	12	0.68448	2.9	82.2
VAR013	0.45267	13	C.64566	2.7	84.9
VAR014	C.52647	14	C.60165	2.5	87.4
VAR015	C.50305	15	0.50949	2.1	89.5
VAR016	0.45998	16	C.41673	1.7	91.2
VAR017	C.47185	17	0.40884	1.7	92.9
VAR018	0.54468	18	C.32635	1.4	94.3
VAR019	C.61643	19	0.32028	1.3	95.6
VAR020	C.65027	20	0.28145	1.2	96.8
VAR021	C.46761	21	0.23860	1.0	97.8
VAR022	C.54375	22	C.20917	0.9	98.7
VAR023	0.65981	23	C.18033	C.8	99.4
VAR024	C.43360	24	0.13640	C.6	100.0

CONVERGENCE REQUIRED 19 ITERATIONS

07/25/75 PAGE 53

FACTOR ANALYSIS OF MALE-FEMALE RESPONSES TO SOMATYPES

FILE NONAME (CREATION DATE = 07/25/75)
SURFTLE MANX MANY MANZ

FACTOR MATRIX USING PRINCIPAL FACTOR WITH ITERATIONS

	FACTOR 1	FACTOR 2	FACTOR 3	FACTOR 4	FACTOR 5	FACTOR 6	FACTOR 7
VAR001	-C.74417	-C.19661	0.07798	-C.23704	C.17900	C.03183	C.15275
VAR002	-C.17319	C.08183	-C.06501	-C.25785	C.51271	C.17877	-C.08147
VAR003	-C.48550	C.32026	-0.24178	-0.24758	C.03112	-C.06536	-C.14252
VAR004	-C.31006	C.33482	C.25510	-C.16141	C.25493	-0.04500	-0.00558
VAR005	-0.40817	0.22535	0.10658	-C.16632	-C.02621	C.04658	-0.02444
VAR006	-C.45331	C.34507	0.40655	0.08801	0.18265	-C.05004	-C.00560
VAR007	0.54510	0.29815	0.28283	C.06817	C.14565	C.18457	C.10392
VAR008	C.37113	0.36020	-0.38005	0.26723	-0.03943	C.40543	-C.00376
VAR009	-C.41785	0.08751	-C.44204	C.15176	C.10768	-0.23490	0.28082
VAR010	C.47915	0.03949	0.23797	-C.26044	C.18752	C.25656	C.03153
VAR011	-C.44750	C.12535	C.00114	C.49617	C.06150	0.26045	0.33355
VAR012	0.43109	0.13086	C.15666	C.3754E	C.02273	-C.27287	-C.05869
VAR013	-C.47286	C.34365	-C.05075	0.05971	-0.05202	C.06768	C.00004
VAR014	C.42862	C.23758	C.41007	C.23340	C.16725	-C.07936	-0.04495
VAR015	-C.36616	0.49338	-0.23858	0.02452	-C.31700	C.03012	-0.00257
VAR016	-C.31502	C.33468	0.25757	C.18165	C.03932	0.01702	-0.29258
VAR017	-C.12169	0.57423	-C.02624	-C.01665	-C.07848	C.16625	-0.02679
VAR018	-C.40047	-C.23088	-0.44520	0.18302	C.34246	C.05823	-0.16986
VAR019	-0.59506	-0.29853	0.27531	C.05886	C.10563	-C.05751	C.08989
VAR020	-C.50120	-0.52732	0.09302	C.35100	0.01006	C.28557	-0.14314
VAR021	-C.03888	-0.49205	C.41835	-C.14326	-C.18841	0.23798	0.13690
VAR022	-C.42751	C.14710	0.19829	-C.26825	-C.34020	C.15768	-C.04726
VAR023	-C.56427	0.10524	0.40880	C.05297	-C.18851	-0.11261	0.09780
VAR024	-C.40841	-0.25012	C.05004	C.18304	-C.11021	C.03150	-0.35413

FACTOR ANALYSIS OF MALE-FEMALE RESPONSES TO SCMATYPES

FILE NONAME (CREATION DATE = 07/25/75)
SUBFILE MANX MANY MANZ

VARIABLE	COMMUNALITY	FACTOR	EIGENVALUE	PCT CF VAR	CUM PCT
VAR001	0.73480	1	4.47155	37.5	37.5
VAR002	0.40940	2	2.21026	18.7	56.7
VAR003	0.48659	3	1.68607	15.3	72.0
VAR004	0.36647	4	1.12240	9.1	81.1
VAR005	0.24399	5	0.56005	7.8	88.9
VAR006	0.57566	6	0.76618	6.2	95.1
VAR007	0.60542	7	0.60685	4.9	100.0
VAR008	0.62081				
VAR009	0.54720				
VAR010	0.43014				
VAR011	0.64667				
VAR012	0.46183				
VAR013	0.35885				
VAR014	0.45925				
VAR015	0.53642				
VAR016	0.42301				
VAR017	0.38004				
VAR018	0.60473				
VAR019	0.56403				
VAR020	0.76350				
VAR021	0.55007				
VAR022	0.47279				
VAR023	0.58785				
VAR024	0.42833				

FACTOR ANALYSIS OF MALE-FEMALE RESPONSES TO SCAPTYPES

FILE NCRNAME (CREATION DATE = 07/25/75)
SURFILE MANX MANY MANZ

VARI-MAX FACTOR MATRIX

	FACTOR 1	FACTOR 2	FACTOR 3	FACTOR 4	FACTOR 5	FACTOR 6	FACTOR 7
VAR001	C.22892	0.54201	0.47756	0.21169	C.13537	C.11724	C.28736
VAR002	C.05110	C.00195	0.12352	-C.01038	-C.00078	-0.01173	0.62096
VAR003	0.45305	0.00003	C.28658	-C.15764	C.36457	C.02555	0.20183
VAR004	C.44858	C.22055	-C.07002	C.00265	-C.00022	-C.11443	C.34644
VAR005	C.43767	0.13136	C.15330	C.04427	C.04764	C.03631	0.07720
VAR006	C.60283	C.34770	-0.18834	C.14811	C.03551	C.06027	C.18059
VAR007	C.01370	-C.20846	-C.06709	C.07276	-C.48186	-0.34305	0.66173
VAR008	-C.01424	-0.75775	-C.06709	0.16531	-C.01472	-C.11366	C.00260
VAR009	C.05544	C.07212	0.15921	C.26086	-C.06140	-0.06360	0.06234
VAR010	-C.15863	-0.15849	C.13831	-C.07112	-C.50083	-C.25653	0.19755
VAR011	C.25546	0.02193	-C.00012	0.72783	0.17348	C.13185	-C.00535
VAR012	-0.11329	-C.07007	-C.03064	-C.04566	-C.02652	-C.07853	-C.19311
VAR013	C.45392	C.00306	0.14213	C.20527	C.22537	C.02505	C.02017
VAR014	C.02930	-0.04757	C.20421	-C.00724	-C.28557	-C.16021	C.00686
VAR015	C.54713	C.23170	0.20421	0.05393	C.31678	-C.02183	-C.18858
VAR016	C.54260	-C.23170	-0.23288	C.01860	-C.02621	C.25045	C.07180
VAR017	C.51812	-C.29146	-0.00174	C.05104	C.03184	-C.14650	C.02517
VAR018	-0.12343	-C.05281	C.15273	C.18000	C.42053	0.44236	C.38030
VAR019	C.13348	0.60559	0.11654	C.25568	-C.07540	C.25887	C.06586
VAR020	-C.07074	C.25877	C.18880	C.38617	-C.04813	0.71007	0.01560
VAR021	-C.18350	0.36482	0.24646	C.12305	-C.51367	C.12755	-C.16521
VAR022	C.49649	C.12575	0.35231	-C.02818	-C.17157	C.02466	-C.14037
VAR023	-C.21566	0.47766	C.03516	C.00233	C.02362	C.12526	-0.18684
VAR024	C.12820	C.16149	0.10048	-C.04072	C.05766	C.60631	-C.00552

TRANSFORMATION MATRIX

	FACTOR 1	FACTOR 2	FACTOR 3	FACTOR 4	FACTOR 5	FACTOR 6	FACTOR 7
FACTOR 1	-C.52440	-C.43814	-C.41567	-C.25741	-0.35776	-0.36555	-0.12785
FACTOR 2	C.74486	-0.41025	-0.26814	-C.02730	C.13765	-C.42454	0.06855
FACTOR 3	C.25858	0.55183	-0.37615	0.03983	-0.67548	-C.00555	-C.08145
FACTOR 4	-C.06081	-C.16001	-C.58705	C.57249	C.23231	C.41303	-0.27147
FACTOR 5	-C.16959	C.12228	-0.30602	0.13587	C.05316	-C.05356	C.91248
FACTOR 6	C.06553	-C.49040	0.37537	C.44126	-0.57334	C.20666	0.21246
FACTOR 7	-0.17445	0.23272	0.17514	C.02488	C.07346	-C.68311	-C.14418

FACTCR ANALYSIS OF MALE-FEMALE RESPONSES TO SCMATYPES

07/25/75

PAGE 56

***** FACTCR PROBLEM REQUIRES 10424 BYTES SPACE *****

PROCESS SRFILESALL
 FACTCR VARIABLES=VAR001 TC VAR024
 STATISTICS 2.4.5.6

FACTOR ANALYSIS OF MALE-FEMALE RESPONSES TO SCMATYPES

FILE NQNAME (CREATION DATE = 07/25/75)

1-VARIABLE LIST

VARIABLES..	LABELS..
VAR001	AMBITICUS-LAZY
VAR002	RCASTELL-MODEST
VAR003	CHEERFUL-DEPRESSED
VAR004	CONVENTIONAL-UNCONVENTIONAL
VAR005	CALM-NEPVIOUS
VAR006	DEFENDABLE-UNDEFENDABLE
VAR007	HOMELY-GOOD LOOKING
VAR008	IMPULSIVE-CAUTIOUS
VAR009	INDEPENDENT-DEPENDENT
VAR010	LOW CLASS-HIGH CLASS
VAR011	INTELLIGENT-UNINTELLIGENT
VAR012	MASCULINE-FEMINE
VAR013	MATURE-IMMATURE
VAR014	CLO FASHIONED-MODERN
VAR015	PLEASANT-UNPLEASANT
VAR016	STRONG-WEAK
VAR017	TALKATIVE-QUIET
VAR018	TALL-SHORT
VAR019	THRIFTY-WASTEFUL
VAR020	
VAR021	TIMID-BOLD
VAR022	TRUSTFUL-SUSPICIOUS
VAR023	WISE-FECULISH
VAR024	YOUNG-OLD

07/25/75 PAGE 59

FACTOR ANALYSIS OF MALE-FEMALE RESPONSES TO SCMATYPES

FILE NCNAME (CREATION DATE = 07/25/75) MAX
SURFILE FEMX FEMZ

	VAR011	VAR012	VAR013	VAR014	VAR015	VAR016	VAR017	VAR018	VAR019	VAR020
VAR013	0.35661	-0.15704	1.00000	-0.15200	0.22215	0.27912	0.20241	0.10543	0.29016	0.09615
VAR014	-0.20506	0.32802	-0.19200	1.00000	-0.13630	0.01400	-0.05154	-0.35036	-0.06242	-0.26135
VAR015	0.24188	-0.08265	0.32315	-0.13610	1.00000	0.15510	0.36631	0.08403	0.09811	0.00376
VAR016	0.22939	0.15708	0.27912	0.14000	0.19510	1.00000	0.34661	0.07171	0.17609	0.05291
VAR017	0.17083	0.11400	0.20241	-0.05154	0.36631	0.34661	1.00000	-0.01162	-0.01688	-0.15988
VAR018	0.20802	-0.15464	0.10543	-0.35036	0.09811	0.01400	-0.05154	1.00000	0.16198	0.58374
VAR019	0.26348	-0.10585	0.25016	-0.06242	0.09811	0.17409	-0.01688	0.16198	1.00000	0.31129
VAR020	0.26428	-0.15717	0.05615	-0.26135	0.00376	0.05291	-0.15988	0.58374	0.31129	1.00000
VAR021	0.04834	-0.09892	-0.17873	0.14767	-0.14619	-0.23762	0.05554	-0.15099	0.20140	0.18560
VAR022	0.17372	-0.20845	0.23780	-0.15236	0.31148	0.16904	0.05554	-0.18028	0.22355	0.00918
VAR023	0.34012	-0.00114	0.27475	-0.12382	0.28105	0.30241	0.13074	0.01877	0.39427	0.24572
VAR024	0.22604	-0.07617	0.06623	-0.38503	0.08508	0.15502	0.02254	0.33714	0.23019	0.45899

	VAR021	VAR022	VAR023	VAR024
VAR001	0.14855	0.22437	0.30465	0.34165
VAR002	-0.26805	-0.08926	-0.04798	0.01556
VAR003	-0.16525	0.34340	0.26492	0.20177
VAR004	-0.01718	0.19629	0.24110	-0.06314
VAR005	-0.00252	0.14075	0.31717	0.10007
VAR006	0.08621	0.23495	0.37950	0.14675
VAR007	0.05686	-0.09086	-0.11155	-0.34825
VAR008	-0.26406	-0.18522	-0.15557	-0.03041
VAR009	-0.24051	0.01282	0.16371	0.17287
VAR010	0.22775	-0.05445	-0.21618	-0.15982
VAR011	-0.04834	0.17372	0.34012	0.22604
VAR012	-0.05892	-0.20845	-0.00114	-0.07617
VAR013	-0.17873	0.23780	0.27475	0.06623
VAR014	0.14767	-0.15236	-0.12382	-0.38503
VAR015	-0.14619	0.31148	0.28105	0.08588
VAR016	-0.23762	0.16904	0.30241	0.15502
VAR017	-0.23843	0.09594	0.13074	0.02254
VAR018	-0.15099	-0.08028	0.01877	0.33714
VAR019	0.20140	0.22355	0.39427	0.23019
VAR020	0.18560	0.00918	0.24572	0.45899
VAR021	1.00000	0.17380	0.11747	0.06645
VAR022	0.17380	1.00000	0.45147	0.17321
VAR023	0.11747	0.45147	1.00000	0.20436
VAR024	0.06645	0.17321	0.20436	1.00000

PAGE 60

07/25/75

FACTR ANALYSIS CF MALE-FEMALE RESPONSES TO SCHMATYPES

FILE NONAPE (CREATION DATE = 07/25/75)

SURFILE FEMX

FEMY

FEMZ

MANX

MANY

MANZ

VARIABLE	EST COMMUNALITY	FACTR	EIGENVALUE	PCT CF VAR	CUM PCT
VAR001	C.55865	1	4.59555	20.8	20.8
VAR002	O.31890	2	2.27951	11.2	32.0
VAP003	C.51247	3	2.41464	10.1	42.0
VAR004	O.33850	4	1.51765	6.3	48.4
VAR005	O.22757	5	1.24768	5.2	53.6
VAR006	C.45717	6	1.18452	4.9	58.5
VAR007	O.51514	7	C.88181	4.1	62.6
VAR008	C.43642	8	O.89740	3.7	66.3
VAR009	C.38404	9	O.82317	3.4	69.8
VAR010	C.34106	10	O.81414	3.4	73.2
VAR011	C.35274	11	C.78467	3.3	76.4
VAR012	C.33059	12	C.45374	2.7	79.1
VAR013	C.33064	13	O.63525	2.6	81.8
VAR014	C.42637	14	C.55152	2.5	84.3
VAR015	C.41065	15	C.56640	2.4	86.6
VAR016	C.34017	16	C.48145	2.0	88.6
VAR017	O.35988	17	C.44951	1.5	90.1
VAR018	C.52551	18	O.42512	1.8	91.9
VAR019	O.41514	19	C.28625	1.6	93.5
VAR020	C.55788	20	O.34757	1.4	94.9
VAP021	C.47041	21	C.32662	1.4	96.3
VAR022	C.41627	22	C.29567	1.2	97.5
VAR023	O.47841	23	O.27547	1.1	98.6
VAR024	O.35260	24	C.22375	0.5	100.0

CONVERGENCE REQUIRED 15 ITERATIONS

07/25/75 PAGE 61

FACTOR ANALYSIS OF MALE-FEMALE RESPONSES TO SCWATYPES

FILE Ncname (CREATION DATE = 07/25/75) MANX MANY MANZ
SUPFILE FEMX FEMY FEMZ

FACTOR MATRIX USING PRINCIPAL FACTOR WITH ITERATIONS

	FACTOR 1	FACTOR 2	FACTOR 3	FACTOR 4	FACTOR 5	FACTOR 6
VAR001	-0.70114	-0.23775	-0.10251	0.21261	-0.21215	-0.01253
VAR002	-0.11959	0.12842	0.37776	0.22232	-0.27875	-0.04579
VAR003	-0.60241	0.32571	0.12581	-0.12404	-0.34030	0.06762
VAR004	-0.23544	0.36113	-0.25909	0.12976	-0.35551	-0.20664
VAR005	-0.32531	0.23035	-0.10866	0.15211	-0.07695	0.05205
VAR006	-0.43736	0.31802	-0.35127	0.03553	0.05478	-0.10255
VAR007	0.54681	0.36878	-0.22565	0.32210	0.07917	0.05331
VAR008	0.19253	0.23730	0.53506	0.06652	0.06711	0.32379
VAR009	-0.44651	-0.03469	0.23057	0.12537	0.08858	-0.15412
VAR010	0.38775	0.20201	-0.15106	0.23190	-0.21842	0.25257
VAR011	-0.54166	0.07700	0.05776	0.03575	0.27572	0.00711
VAR012	0.28235	0.27510	-0.01032	0.41150	0.15933	-0.01482
VAR013	-0.47810	0.25556	0.03805	-0.10652	0.10004	-0.11693
VAR014	0.46682	0.29319	-0.28564	0.21766	-0.02584	-0.11636
VAR015	-0.41826	0.38260	0.05306	-0.23211	-0.04443	0.16395
VAR016	-0.32455	0.40621	0.06646	0.19376	0.17870	0.00646
VAR017	-0.18063	0.51555	0.32553	0.13992	0.05691	0.15299
VAR018	-0.47827	0.38659	0.31525	0.25637	-0.11528	0.00437
VAR019	-0.51788	-0.04551	-0.37606	0.11450	0.08738	-0.18182
VAR020	-0.50588	-0.49096	-0.04489	0.33457	0.05553	0.15386
VAP021	0.66447	-0.29138	-0.67030	0.01103	-0.07306	0.33557
VAR022	-0.36659	0.21845	-0.31117	-0.30314	-0.04260	0.22194
VAR023	-0.54636	0.22909	-0.32529	0.01048	0.21005	0.00636
VAR024	-0.46750	-0.24643	0.03871	0.10454	0.10750	0.27764

07/25/75

FACTOR ANALYSIS OF MALE-FEMALE RESPONSES TO SCPTYPES

FILE NCRAP (CREATION DATE = 07/25/75)

SUBFILE FEMX FEMZ FENY FENX FANY FANZ

VARIABLE	COMMUNALITY	FACTOR	EIGENVALUE	PCT OF VAR	CLM PCT
VAR001	C.64902	1	4.47641	41.2	41.2
VAR002	C.3C274	2	2.15752	19.9	61.1
VAR003	C.62732	3	1.51205	17.6	78.7
VAR004	C.44134	4	C.51244	9.C	87.7
VAR005	C.2C510	5	0.68705	6.3	94.0
VAR006	C.44148	6	C.44777	6.C	100.0
VAR007	C.6C865				
VAR008	C.45703				
VAR009	C.3C215				
VAR010	C.35527				
VAR011	0.38253				
VAR012	C.35266				
VAR013	0.33302				
VAR014	C.44705				
VAR015	C.41272				
VAR016	C.34456				
VAR017	C.43535				
VAR018	0.57875				
VAR019	C.46550				
VAR020	0.63767				
VAR021	C.6554C				
VAR022	C.44513				
VAR023	0.50467				
VAR024	C.36C36				

FACTOR ANALYSIS OF MALE-FEMALE RESPONSES TO SCMATYPES

FILE NCNAME (CREATION DATE = 07/25/75)
SUBFILE FEPX FENY FEPZ FENX MANY MANZ

VARIATION FACTOR MATRIX

	FACTOR 1	FACTOR 2	FACTOR 3	FACTOR 4	FACTOR 5	FACTOR 6
VAR001	C.28871	0.61495	-0.22125	-C.22614	-C.CC710	0.29552
VAR002	-C.66129	0.15045	0.02761	0.28455	-0.20250	C.35172
VAR003	C.47615	C.12180	-0.25654	C.22436	-0.02485	0.45573
VAR004	C.34618	-0.09757	C.C5850	-C.11652	C.C2570	C.52021
VAR005	C.37040	0.13851	0.05780	0.02397	C.03654	C.20645
VAR006	C.62026	0.C1934	C.C4602	-C.21328	-C.C1382	C.C5263
VAR007	-C.05102	-0.34171	0.65787	0.C8572	C.22040	-C.C2378
VAR008	-C.12108	-C.C2607	0.11355	C.67760	-C.C6934	-0.04717
VAR009	0.20205	0.33938	-C.11066	C.C3475	-C.35655	C.C7455
VAR010	-C.11500	-C.17557	C.38405	0.11297	C.40375	C.16415
VAR011	C.45867	C.30799	-0.11535	C.C4460	-C.22037	-C.11593
VAR012	C.C0529	-0.C8630	0.57075	C.12813	-0.05356	-C.C1003
VAR013	C.48443	C.C5017	-0.18264	C.C3209	-C.23744	0.07119
VAR014	-C.66087	-0.37732	0.51481	-C.11402	C.12755	C.C4166
VAR015	C.48809	-C.C4358	-C.27767	0.26013	-C.CC472	0.13035
VAR016	C.47607	0.08732	0.17305	C.21002	-C.15064	C.C6326
VAR017	C.34446	-C.C6890	0.52129	C.52129	-C.16281	C.12101
VAR018	-C.06549	C.68359	-C.17174	C.C3925	-C.21232	C.17311
VAR019	C.44525	C.28255	-0.03053	-C.42185	-C.C4550	C.C4533
VAR020	C.C6367	C.77031	-C.C7652	-C.17168	C.04572	-0.04936
VAR021	C.C1601	0.11509	C.C4855	-C.35759	C.68115	-C.14661
VAR022	C.52180	-C.C4868	-0.29606	-C.04048	0.26403	C.C2253
VAR023	C.67181	0.16750	-C.C3453	-C.12786	C.C4356	-C.C5624
VAR024	C.15143	C.53664	-0.18233	0.C5696	0.07825	-0.11450

TRANSFORMATION MATRIX

	FACTOR 1	FACTOR 2	FACTOR 3	FACTOR 4	FACTOR 5	FACTOR 6
FACTOR 1	-C.66318	-C.56555	0.41323	C.C7037	C.17687	-0.17929
FACTOR 2	0.60350	-0.54314	0.30766	C.40563	-C.C7617	0.21508
FACTOR 3	-C.34307	C.14477	-0.20410	C.71069	-0.55715	C.06466
FACTOR 4	-C.05025	0.54409	C.79745	C.C1849	-C.C6769	C.24602
FACTOR 5	C.26555	0.04082	0.23312	0.C2020	-C.21464	-C.87581
FACTOR 6	C.C1240	C.25688	-C.C4577	C.56580	C.74041	-0.23112

07/25/75 PAGE 64

FACTOR ANALYSIS OF MALE-FEMALE RESPONSES TO SCPTYPES

***** FACTOR PROBLEM REQUIRES 10424 BYTES SPACE *****

FINISH

07/25/75 PAGE 65

FACTCR ANALYSIS OF MALE-FEMALE RESPONSES TO SCMATYPES

NORMAL END CF JCB.
172 CONTRCL CARCS WERE PROCESSED.
0 ERRORS WERE DETECTED.

SOMATYPE -- JOB 876 -- HASP-II CUPPLY COMPLETE AT 11:02

Appendix III

TOTAL RATINGS GIVEN BY SUBJECTS

Female "Z" Ectomorph

	Extremely	Very	Fairly	Slightly	Slightly	Fairly	Very	Extremely
1	2	10	10	3	2	1	1	1
	Ambitious							
	Lazy							
2	0	2	5	9	4	8	1	1
	Boastful							
	Modest							
3	0	3	15	4	4	2	1	1
	Cheerful							
	Depressed							
4	0	5	12	4	5	3	1	0
	Conventional							
	Unconventional							
5	0	2	13	3	8	4	0	0
	Calm							
	Nervous							
6	0	6	16	5	1	1	1	0
	Dependable							
	Undependable							
7	3	3	5	4	8	5	2	0
	Homely							
	Good-Looking							
8	0	2	7	10	3	6	2	0
	Impulsive							
	Cautious							
9	0	6	10	6	4	3	1	0
	Independent							
	Dependent							
10	0	1	3	6	12	7	1	0
	Low-Class							
	High-Class							
11	1	3	12	8	2	3	1	0
	Intelligent							
	Unintelligent							
12	0	3	3	6	6	8	2	2
	Masculine							
	Feminine							
13	0	8	12	4	3	3	0	0
	Mature							
	Immature							
14	1	2	6	8	4	6	2	1
	Old-Fashioned							
	Modern							
15	0	3	11	6	4	2	3	1
	Pleasant							
	Unpleasant							
16	0	3	11	9	4	2	1	0
	Strong							
	Weak							
17	0	5	5	7	5	7	0	1
	Talkative							
	Quiet							
18	1	13	8	4	3	1	0	0
	Tall							
	Short							
19	1	5	15	4	4	0	1	0
	Thrifty							
	Wasteful							
20	2	4	12	9	2	1	0	0
	Thin							
	Fat							
21	2	5	3	6	6	6	2	0
	Timid							
	Bold							
22	0	3	10	5	4	5	3	0
	Trustful							
	Suspicious							
23	0	3	17	4	3	2	1	0
	Wise							
	Foolish							
24	0	1	9	8	8	4	0	0
	Young							
	Old							