



University of Nebraska at Omaha  
DigitalCommons@UNO

---

Publications since 2000

Center for Public Affairs Research

---

2-2-2009

# Census 2000 Mail Response Rate: Nebraska Counties

David J. Drozd

University of Nebraska at Omaha, [ddrozd@unomaha.edu](mailto:ddrozd@unomaha.edu)

Follow this and additional works at: <https://digitalcommons.unomaha.edu/cparpublications>

 Part of the [Demography, Population, and Ecology Commons](#), and the [Public Affairs Commons](#)

---

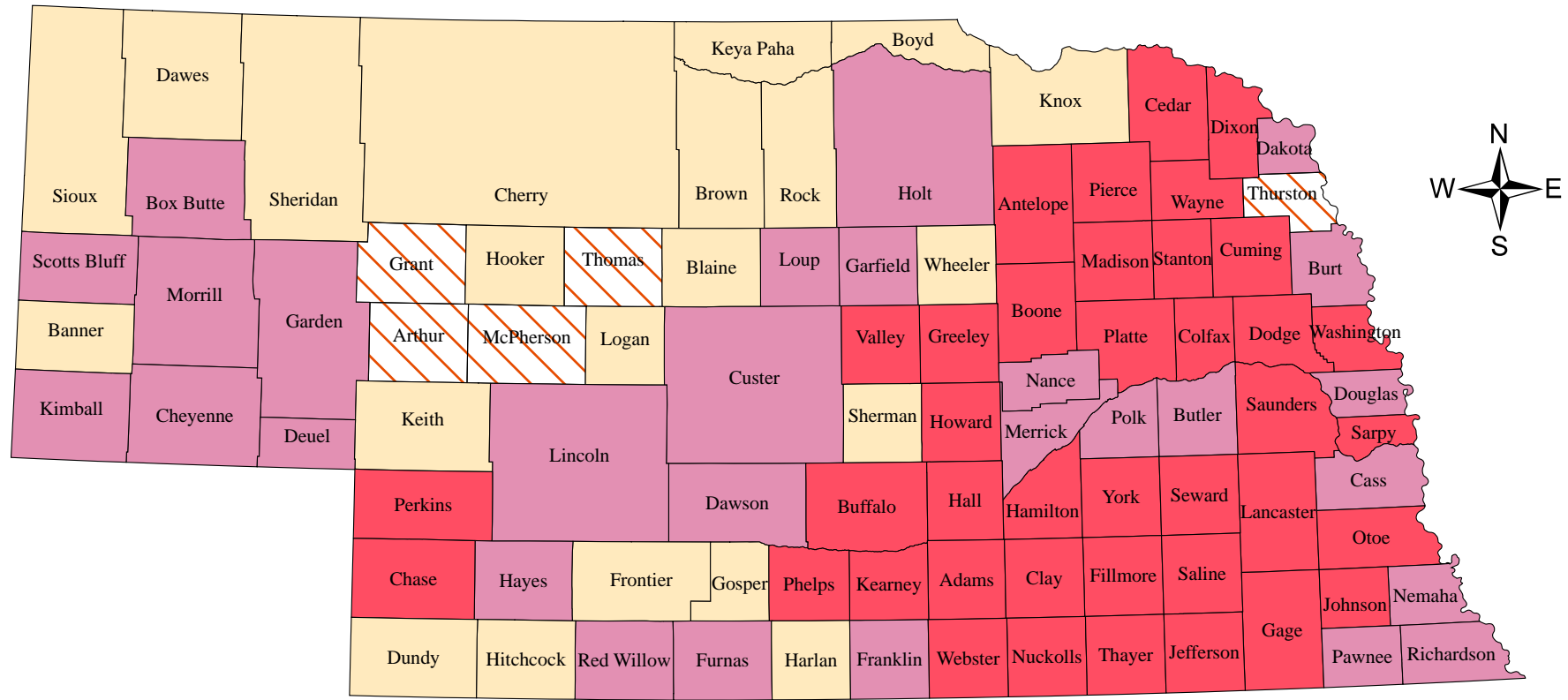
## Recommended Citation

Drozd, David J., "Census 2000 Mail Response Rate: Nebraska Counties" (2009). *Publications since 2000*. 7.  
<https://digitalcommons.unomaha.edu/cparpublications/7>

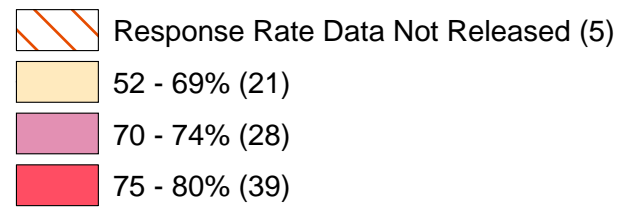
This Report is brought to you for free and open access by the Center for Public Affairs Research at DigitalCommons@UNO. It has been accepted for inclusion in Publications since 2000 by an authorized administrator of DigitalCommons@UNO. For more information, please contact [unodigitalcommons@unomaha.edu](mailto:unodigitalcommons@unomaha.edu).



# Census 2000 Mail Response Rate: Nebraska Counties



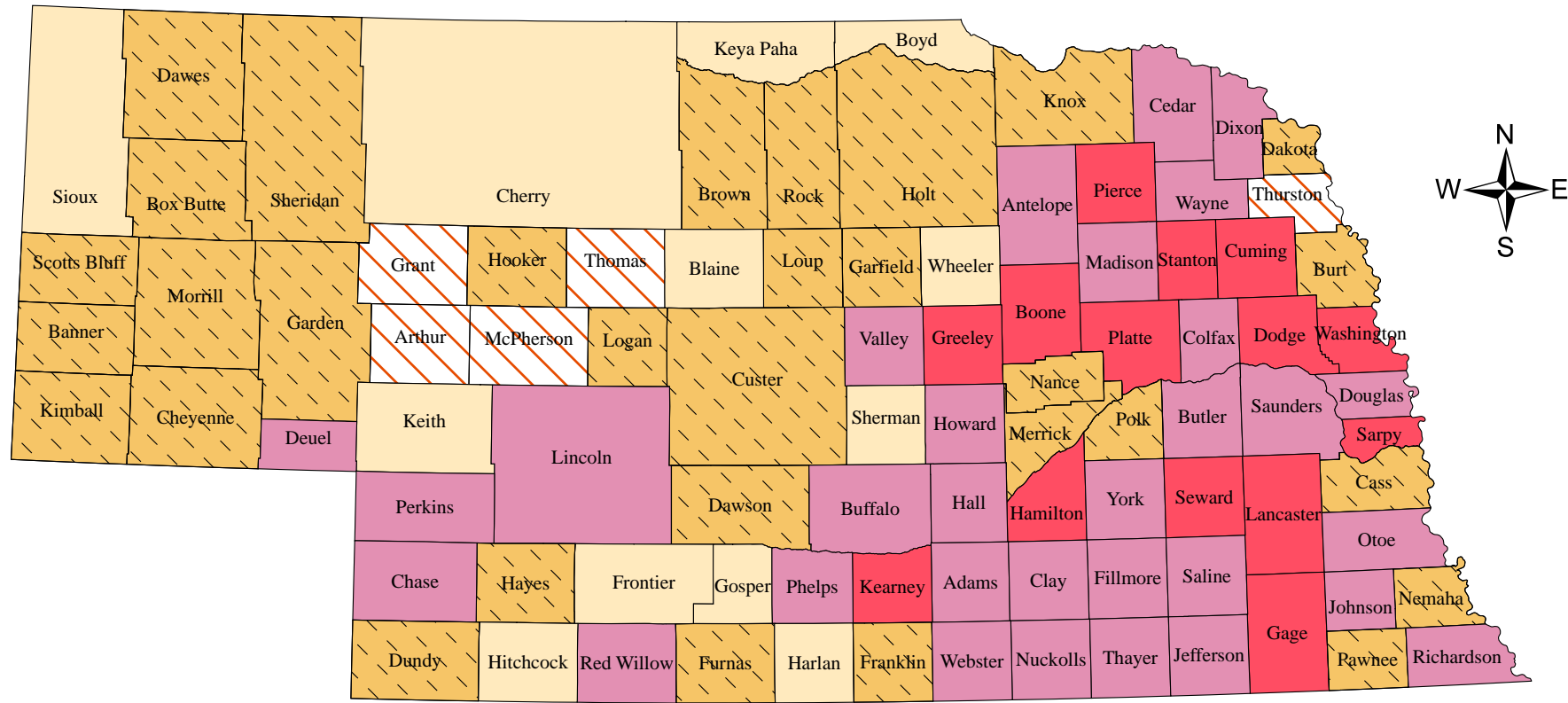
**Census 2000 Mail Response Rate  
Nebraska Overall = 75%**








Source: U.S. Census Bureau: <http://www.census.gov/dmd/www/response/disp-fro.31.txt>

Prepared by: David Drozd, Center for Public Affairs Research, University of Nebraska at Omaha - February 2, 2009

# Census 2000 Mail Response Rate: Nebraska Counties



**Census 2000 Mail Response Rate**  
**Nebraska Overall = 75%**

-  Response Rate Data Not Released (5)
-  52 - 65% (12)
-  66 - 73% (31)
-  74 - 77% (31)
-  78 - 80% (14)

Source: U.S. Census Bureau: <http://www.census.gov/dmd/www/response/disp-fro.31.txt>

Prepared by: David Drozd, Center for Public Affairs Research, University of Nebraska at Omaha - February 2, 2009

## Response Rates to the 1990 and 2000 Censuses: Nebraska Counties

Sources: U.S. Census Bureau: <http://www.census.gov/dmd/www/response/disp-fro.31.txt> AND <http://www.census.gov/dmd/www/response/disp-mro.31> accessed February 2, 2009

Note: A value of -1 indicates that data for response rate was not released for that county in that year.

County FIPS	County Name	2000 Rate	1990 Rate	Change	County FIPS	County Name	2000 Rate	1990 Rate	Change
001	Adams	77	74	3	011	Boone	80	-1	n/a
003	Antelope	77	-1	n/a	159	Seward	80	79	1
005	Arthur	-1	-1	n/a	077	Greeley	79	-1	n/a
007	Banner	68	-1	n/a	099	Kearney	79	-1	n/a
009	Blaine	60	-1	n/a	139	Pierce	79	-1	n/a
011	Boone	80	-1	n/a	153	Sarpy	79	76	3
013	Box Butte	72	68	4	167	Stanton	79	-1	n/a
015	Boyd	63	-1	n/a	039	Cuming	78	-1	n/a
017	Brown	68	-1	n/a	053	Dodge	78	76	2
019	Buffalo	75	75	0	067	Gage	78	77	1
021	Burt	70	-1	n/a	081	Hamilton	78	-1	n/a
023	Butler	74	74	0	109	Lancaster	78	75	3
025	Cass	73	74	-1	141	Platte	78	76	2
027	Cedar	77	-1	n/a	177	Washington	78	73	5
029	Chase	75	-1	n/a	001	Adams	77	74	3
031	Cherry	65	-1	n/a	003	Antelope	77	-1	n/a
033	Cheyenne	73	70	3	027	Cedar	77	-1	n/a
035	Clay	77	-1	n/a	035	Clay	77	-1	n/a
037	Colfax	75	-1	n/a	051	Dixon	77	-1	n/a
039	Cuming	78	-1	n/a	093	Howard	77	-1	n/a
041	Custer	72	-1	n/a	119	Madison	77	74	3
043	Dakota	72	71	1	151	Saline	77	78	-1
045	Dawes	66	63	3	079	Hall	76	74	2
047	Dawson	70	68	2	097	Johnson	76	80	-4
049	Deuel	74	-1	n/a	129	Nuckolls	76	-1	n/a
051	Dixon	77	-1	n/a	131	Otoe	76	77	-1
053	Dodge	78	76	2	135	Perkins	76	-1	n/a
055	Douglas	74	72	2	137	Phelps	76	75	1
057	Dundy	67	-1	n/a	155	Saunders	76	78	-2
059	Fillmore	75	80	-5	169	Thayer	76	76	0
061	Franklin	71	-1	n/a	175	Valley	76	-1	n/a
063	Frontier	63	-1	n/a	179	Wayne	76	-1	n/a
065	Furnas	71	-1	n/a	181	Webster	76	-1	n/a
067	Gage	78	77	1	185	York	76	78	-2
069	Garden	70	-1	n/a	019	Buffalo	75	75	0
071	Garfield	70	-1	n/a	029	Chase	75	-1	n/a
073	Gosper	58	-1	n/a	037	Colfax	75	-1	n/a
075	Grant	-1	-1	n/a	059	Fillmore	75	80	-5
077	Greeley	79	-1	n/a	095	Jefferson	75	77	-2
079	Hall	76	74	2	023	Butler	74	74	0
081	Hamilton	78	-1	n/a	049	Deuel	74	-1	n/a
083	Harlan	58	-1	n/a	055	Douglas	74	72	2
085	Hayes	72	-1	n/a	111	Lincoln	74	74	0
087	Hitchcock	65	-1	n/a	145	Red Willow	74	72	2

County FIPS	County Name	2000 Rate	1990 Rate	Change
089	Holt	72	-1	n/a
091	Hooker	69	-1	n/a
093	Howard	77	-1	n/a
095	Jefferson	75	77	-2
097	Johnson	76	80	-4
099	Kearney	79	-1	n/a
101	Keith	57	69	-12
103	Keya Paha	58	-1	n/a
105	Kimball	70	-1	n/a
107	Knox	69	-1	n/a
109	Lancaster	78	75	3
111	Lincoln	74	74	0
113	Logan	67	-1	n/a
115	Loup	70	-1	n/a
117	McPherson	-1	-1	n/a
119	Madison	77	74	3
121	Merrick	73	-1	n/a
123	Morrill	70	-1	n/a
125	Nance	73	-1	n/a
127	Nemaha	73	77	-4
129	Nuckolls	76	-1	n/a
131	Otoe	76	77	-1
133	Pawnee	73	76	-3
135	Perkins	76	-1	n/a
137	Phelps	76	75	1
139	Pierce	79	-1	n/a
141	Platte	78	76	2
143	Polk	72	-1	n/a
145	Red Willow	74	72	2
147	Richardson	74	76	-2
149	Rock	68	-1	n/a
151	Saline	77	78	-1
153	Sarpy	79	76	3
155	Saunders	76	78	-2
157	Scotts Bluff	72	71	1
159	Seward	80	79	1
161	Sheridan	67	-1	n/a
163	Sherman	65	-1	n/a
165	Sioux	64	-1	n/a
167	Stanton	79	-1	n/a
169	Thayer	76	76	0
171	Thomas	-1	-1	n/a
173	Thurston	-1	-1	n/a
175	Valley	76	-1	n/a
177	Washington	78	73	5
179	Wayne	76	-1	n/a
181	Webster	76	-1	n/a
183	Wheeler	52	-1	n/a
185	York	76	78	-2
	<b>Nebraska</b>	<b>75</b>	<b>74</b>	<b>1</b>

County FIPS	County Name	2000 Rate	1990 Rate	Change
147	Richardson	74	76	-2
025	Cass	73	74	-1
033	Cheyenne	73	70	3
121	Merrick	73	-1	n/a
125	Nance	73	-1	n/a
127	Nemaha	73	77	-4
133	Pawnee	73	76	-3
013	Box Butte	72	68	4
041	Custer	72	-1	n/a
043	Dakota	72	71	1
085	Hayes	72	-1	n/a
089	Holt	72	-1	n/a
143	Polk	72	-1	n/a
157	Scotts Bluff	72	71	1
061	Franklin	71	-1	n/a
065	Furnas	71	-1	n/a
021	Burt	70	-1	n/a
047	Dawson	70	68	2
069	Garden	70	-1	n/a
071	Garfield	70	-1	n/a
105	Kimball	70	-1	n/a
115	Loup	70	-1	n/a
123	Morrill	70	-1	n/a
091	Hooker	69	-1	n/a
107	Knox	69	-1	n/a
007	Banner	68	-1	n/a
017	Brown	68	-1	n/a
149	Rock	68	-1	n/a
057	Dundy	67	-1	n/a
113	Logan	67	-1	n/a
161	Sheridan	67	-1	n/a
045	Dawes	66	63	3
031	Cherry	65	-1	n/a
087	Hitchcock	65	-1	n/a
163	Sherman	65	-1	n/a
165	Sioux	64	-1	n/a
015	Boyd	63	-1	n/a
063	Frontier	63	-1	n/a
009	Blaine	60	-1	n/a
073	Gosper	58	-1	n/a
083	Harlan	58	-1	n/a
103	Keya Paha	58	-1	n/a
101	Keith	57	69	-12
183	Wheeler	52	-1	n/a
005	Arthur	-1	-1	n/a
075	Grant	-1	-1	n/a
117	McPherson	-1	-1	n/a
171	Thomas	-1	-1	n/a
173	Thurston	-1	-1	n/a
	<b>Nebraska</b>	<b>75</b>	<b>74</b>	<b>1</b>