



University of Kentucky
UKnowledge

Physics and Astronomy Faculty Publications

Physics and Astronomy

Repository Citation

Adamczyk, L.; Adkins, James K.; Agakishiev, G.; Aggarwal, M. M.; Ahammed, Z.; Alekseev, I.; Aparin, A.; Arkhipkin, D.; Aschenauer, E. C.; Averichev, G. S.; Bairathi, V.; Banerjee, A.; Bellwied, R.; Bhasin, A.; Bhati, A. K.; Bhattarai, P.; Bielcik, J.; Bielcikova, J.; Bland, L. C.; Bordyuzhin, I. G.; Bouchet, J.; Brandin, A. V.; Bunzarov, I.; Butterworth, J.; Caines, H.; Calderón de la Barca Sánchez, M.; Campbell, J. M.; Cebra, D.; Cervantes, M. C.; Chakaberia, I.; Fatemi, Renee H.; and Ramachandran, Suvarna, "Centrality and Transverse Momentum Dependence of Elliptic Flow of Multistrange Hadrons and ϕ Meson in Au + Au Collisions at $\sqrt{s_{NN}} = 200$ GeV" (2016). *Physics and Astronomy Faculty Publications*. 424.
https://uknowledge.uky.edu/physastron_facpub/424

This Article is brought to you for free and open access by the Physics and Astronomy at UKnowledge. It has been accepted for inclusion in Physics and Astronomy Faculty Publications by an authorized administrator of UKnowledge. For more information, please contact UKnowledge@sv.uky.edu.

2-10-2016

Centrality and Transverse Momentum Dependence of Elliptic Flow of Multistrange Hadrons and ϕ Meson in Au + Au Collisions at $\sqrt{s}_{NN} = 200$ GeV

L. Adamczyk
AGH University of Science and Technology, Poland

James K. Adkins
University of Kentucky, kevin.adkins@uky.edu

G. Agakishiev
Joint Institute for Nuclear Research, Russia

M. M. Aggarwal
Panjab University, India

Z. Ahammed
Variable Energy Cyclotron Centre, India

See next page for additional authors

Right click to open a feedback form in a new tab to let us know how this document benefits you.

Follow this and additional works at: https://uknowledge.uky.edu/physastron_facpub

 Part of the [Nuclear Commons](#)

Authors

L. Adamczyk, James K. Adkins, G. Agakishiev, M. M. Aggarwal, Z. Ahammed, I. Alekseev, A. Aparin, D. Arkhipkin, E. C. Aschenauer, G. S. Averichev, V. Bairathi, A. Banerjee, R. Bellwied, A. Bhasin, A. K. Bhati, P. Bhattarai, J. Bielcik, J. Bielcikova, L. C. Bland, I. G. Bordyuzhin, J. Bouchet, A. V. Brandin, I. Bunzarov, J. Butterworth, H. Caines, M. Calderón de la Barca Sánchez, J. M. Campbell, D. Cebra, M. C. Cervantes, I. Chakaberia, Renee H. Fatemi, and Suvarna Ramachandran

Centrality and Transverse Momentum Dependence of Elliptic Flow of Multistrange Hadrons and ϕ Meson in Au + Au Collisions at $\sqrt{s_{NN}} = 200$ GeV**Notes/Citation Information**

Published in *Physical Review Letters*, v. 116, issue 6, 062301, p. 1-7.

© 2016 American Physical Society

The copyright holder has granted permission for posting the article here.

Due to the large number of authors, only the first 30 and the authors affiliated with the University of Kentucky are listed in the author section above. For the complete list of authors, please download this article.

The authors of this article are collectively known as STAR Collaboration.

Digital Object Identifier (DOI)

<https://doi.org/10.1103/PhysRevLett.116.062301>

Centrality and Transverse Momentum Dependence of Elliptic Flow of Multistrange Hadrons and ϕ Meson in Au + Au Collisions at $\sqrt{s_{NN}} = 200$ GeV

L. Adamczyk,¹ J. K. Adkins,²⁰ G. Agakishiev,¹⁸ M. M. Aggarwal,³⁰ Z. Ahammed,⁴⁷ I. Alekseev,¹⁶ A. Aparin,¹⁸ D. Arkhipkin,³ E. C. Aschenauer,³ G. S. Averichev,¹⁸ V. Bairathi,²⁷ A. Banerjee,⁴⁷ R. Bellwied,⁴³ A. Bhasin,¹⁷ A. K. Bhati,³⁰ P. Bhattarai,⁴² J. Bielcik,¹⁰ J. Bielcikova,¹¹ L. C. Bland,³ I. G. Bordyuzhin,¹⁶ J. Bouchet,¹⁹ A. V. Brandin,²⁶ I. Bunzarov,¹⁸ J. Butterworth,³⁶ H. Caines,⁵¹ M. Calderón de la Barca Sánchez,⁵ J. M. Campbell,²⁸ D. Cebra,⁵ M. C. Cervantes,⁴¹ I. Chakaberia,³ P. Chaloupka,¹⁰ Z. Chang,⁴¹ S. Chattopadhyay,⁴⁷ J. H. Chen,³⁹ X. Chen,²² J. Cheng,⁴⁴ M. Cherney,⁹ W. Christie,³ G. Contin,²³ H. J. Crawford,⁴ S. Das,¹³ L. C. De Silva,⁹ R. R. Debbé,³ T. G. Dedovich,¹⁸ J. Deng,³⁸ A. A. Derevschikov,³² B. di Ruzza,³ L. Didenko,³ C. Dilks,³¹ X. Dong,²³ J. L. Drachenberg,⁴⁶ J. E. Draper,⁵ C. M. Du,²² L. E. Dunkelberger,⁶ J. C. Dunlop,³ L. G. Efimov,¹⁸ J. Engelage,⁴ G. Eppley,³⁶ R. Esha,⁶ O. Evdokimov,⁸ O. Eyster,³ R. Fatemi,²⁰ S. Fazio,³ P. Federic,¹¹ J. Fedorisin,¹⁸ Z. Feng,⁷ P. Filip,¹⁸ Y. Fisyak,³ C. E. Flores,⁵ L. Fulek,¹ C. A. Gagliardi,⁴¹ D. Garand,³³ F. Geurts,³⁶ A. Gibson,⁴⁶ M. Girard,⁴⁸ L. Greiner,²³ D. Grosnick,⁴⁶ D. S. Gunarathne,⁴⁰ Y. Guo,³⁷ S. Gupta,¹⁷ A. Gupta,¹⁷ W. Guryn,³ A. Hamad,¹⁹ A. Hamed,⁴¹ R. Haque,²⁷ J. W. Harris,⁵¹ L. He,³³ S. Heppelmann,³ S. Heppelmann,³¹ A. Hirsch,³³ G. W. Hoffmann,⁴² D. J. Hofman,⁸ S. Horvat,⁵¹ X. Huang,⁴⁴ B. Huang,⁸ H. Z. Huang,⁶ P. Huck,⁷ T. J. Humanic,²⁸ G. Igo,⁶ W. W. Jacobs,¹⁵ H. Jang,²¹ K. Jiang,³⁷ E. G. Judd,⁴ S. Kabana,¹⁹ D. Kalinkin,¹⁶ K. Kang,⁴⁴ K. Kauder,⁴⁹ H. W. Ke,³ D. Keane,¹⁹ A. Kechechyan,¹⁸ Z. H. Khan,⁸ D. P. Kikoła,⁴⁸ I. Kisel,¹² A. Kisiel,⁴⁸ L. Kochenda,²⁶ D. D. Koetke,⁴⁶ T. Kollegger,¹² L. K. Kosarzewski,⁴⁸ A. F. Kraishan,⁴⁰ P. Kravtsov,²⁶ K. Krueger,² I. Kulakov,¹² L. Kumar,³⁰ R. A. Kycia,²⁹ M. A. C. Lamont,³ J. M. Landgraf,³ K. D. Landry,⁶ J. Lauret,³ A. Lebedev,³ R. Lednicky,¹⁸ J. H. Lee,³ Z. M. Li,⁷ W. Li,³⁹ X. Li,³ X. Li,⁴⁰ C. Li,³⁷ Y. Li,⁴⁴ M. A. Lisa,²⁸ F. Liu,⁷ T. Ljubicic,³ W. J. Llope,⁴⁹ M. Lomnitz,¹⁹ R. S. Longacre,³ X. Luo,⁷ Y. G. Ma,³⁹ G. L. Ma,³⁹ L. Ma,³⁹ R. Ma,³ N. Magdy,⁵⁰ R. Majka,⁵¹ A. Manion,²³ S. Margetis,¹⁹ C. Markert,⁴² H. Masui,²³ H. S. Matis,²³ D. McDonald,⁴³ K. Meehan,⁵ N. G. Minaev,³² S. Mioduszewski,⁴¹ D. Mishra,²⁷ B. Mohanty,²⁷ M. M. Mondal,⁴¹ D. A. Morozov,³² M. K. Mustafa,²³ B. K. Nandi,¹⁴ Md. Nasim,⁶ T. K. Nayak,⁴⁷ G. Nigmatkulov,²⁶ L. V. Nogach,³² S. Y. Noh,²¹ J. Novak,²⁵ S. B. Nurushev,³² G. Odyniec,²³ A. Ogawa,³ K. Oh,³⁴ V. Okorokov,²⁶ D. Olivitt, Jr.,⁴⁰ B. S. Page,³ R. Pak,³ Y. X. Pan,⁶ Y. Pandit,⁸ Y. Panebratsev,¹⁸ B. Pawlik,²⁹ H. Pei,⁷ C. Perkins,⁴ A. Peterson,²⁸ P. Pile,³ M. Planinic,⁵² J. Pluta,⁴⁸ N. Poljak,⁵² K. Poniatowska,⁴⁸ J. Porter,²³ M. Posik,⁴⁰ A. M. Poskanzer,²³ J. Putschke,⁴⁹ H. Qiu,²³ A. Quintero,¹⁹ S. Ramachandran,²⁰ R. Raniwala,³⁵ S. Raniwala,³⁵ R. L. Ray,⁴² H. G. Ritter,²³ J. B. Roberts,³⁶ O. V. Rogachevskiy,¹⁸ J. L. Romero,⁵ A. Roy,¹⁴ L. Ruan,³ J. Rusnak,¹¹ O. Rusnakova,¹⁰ N. R. Sahoo,⁴¹ P. K. Sahu,¹³ I. Sakrejda,²³ S. Salur,²³ J. Sandweiss,⁵¹ A. Sarkar,¹⁴ J. Schambach,⁴² R. P. Scharenberg,³³ A. M. Schmah,²³ W. B. Schmidke,³ N. Schmitz,²⁴ J. Seger,⁹ P. Seyboth,²⁴ N. Shah,³⁹ E. Shahaliev,¹⁸ P. V. Shanmuganathan,¹⁹ M. Shao,³⁷ B. Sharma,³⁰ M. K. Sharma,¹⁷ W. Q. Shen,³⁹ S. S. Shi,⁷ Q. Y. Shou,³⁹ E. P. Sichtermann,²³ R. Sikora,¹ M. Simko,¹¹ S. Singha,¹⁹ M. J. Skoby,¹⁵ D. Smirnov,³ N. Smirnov,⁵¹ L. Song,⁴³ P. Sorensen,³ H. M. Spinka,² B. Srivastava,³³ T. D. S. Stanislaus,⁴⁶ M. Stepanov,³³ R. Stock,¹² M. Strikhanov,²⁶ B. Stringfellow,³³ M. Sumera,¹¹ B. Summa,³¹ X. Sun,²³ X. M. Sun,⁷ Y. Sun,³⁷ Z. Sun,²² B. Surov,⁴⁰ N. Svirida,¹⁶ M. A. Szelezniak,²³ A. H. Tang,³ Z. Tang,³⁷ T. Tarnowsky,²⁵ A. Tawfik,⁵⁰ J. H. Thomas,²³ A. R. Timmins,⁴³ D. Tlusty,¹¹ M. Tokarev,¹⁸ S. Trentalange,⁶ R. E. Tribble,⁴¹ P. Tribedy,⁴⁷ S. K. Tripathy,¹³ B. A. Trzeciak,¹⁰ O. D. Tsai,⁶ T. Ullrich,³ D. G. Underwood,² I. Upsal,²⁸ G. Van Buren,³ G. van Nieuwenhuizen,³ M. Vandenbroucke,⁴⁰ R. Varma,¹⁴ A. N. Vasiliev,³² R. Vertesi,¹¹ F. Videbæk,³ Y. P. Viyogi,⁴⁷ S. Vokal,¹⁸ S. A. Voloshin,⁴⁹ A. Vossen,¹⁵ Y. Wang,⁴⁴ G. Wang,⁶ J. S. Wang,²² H. Wang,³ Y. Wang,⁷ F. Wang,³³ J. C. Webb,³ G. Webb,³ L. Wen,⁶ G. D. Westfall,²⁵ H. Wieman,²³ S. W. Wissink,¹⁵ R. Witt,⁴⁵ Y. F. Wu,⁷ Y. Wu,¹⁹ Z. G. Xiao,⁴⁴ W. Xie,³³ K. Xin,³⁶ N. Xu,²³ Z. Xu,³ Q. H. Xu,³⁸ Y. F. Xu,³⁹ H. Xu,²² Q. Yang,³⁷ Y. Yang,⁷ Y. Yang,²² S. Yang,³⁷ C. Yang,³⁷ Z. Ye,⁸ P. Yepes,³⁶ L. Yi,⁵¹ K. Yip,³ I.-K. Yoo,³⁴ N. Yu,⁷ H. Zbroszczyk,⁴⁸ W. Zha,³⁷ Z. Zhang,³⁹ Y. Zhang,³⁷ J. B. Zhang,⁷ J. Zhang,³⁸ S. Zhang,³⁹ J. Zhang,²² X. P. Zhang,⁴⁴ J. Zhao,⁷ C. Zhong,³⁹ L. Zhou,³⁷ X. Zhu,⁴⁴ Y. Zoulkarneeva,¹⁸ and M. Zyzak¹²

(STAR Collaboration)

¹AGH University of Science and Technology, Cracow 30-059, Poland²Argonne National Laboratory, Argonne, Illinois 60439, USA³Brookhaven National Laboratory, Upton, New York 11973, USA⁴University of California, Berkeley, California 94720, USA⁵University of California, Davis, California 95616, USA⁶University of California, Los Angeles, California 90095, USA

- ⁷Central China Normal University (HZNU), Wuhan 430079, China
⁸University of Illinois at Chicago, Chicago, Illinois 60607, USA
⁹Creighton University, Omaha, Nebraska 68178, USA
¹⁰Czech Technical University in Prague, FNSPE, Prague 115 19, Czech Republic
¹¹Nuclear Physics Institute AS CR, 250 68 Řež/Prague, Czech Republic
¹²Frankfurt Institute for Advanced Studies FIAS, Frankfurt 60438, Germany
¹³Institute of Physics, Bhubaneswar 751005, India
¹⁴Indian Institute of Technology, Mumbai 400076, India
¹⁵Indiana University, Bloomington, Indiana 47408, USA
¹⁶Alikhanov Institute for Theoretical and Experimental Physics, Moscow 117218, Russia
¹⁷University of Jammu, Jammu 180001, India
¹⁸Joint Institute for Nuclear Research, Dubna 141 980, Russia
¹⁹Kent State University, Kent, Ohio 44242, USA
²⁰University of Kentucky, Lexington, Kentucky 40506-0055, USA
²¹Korea Institute of Science and Technology Information, Daejeon 305-701, Korea
²²Institute of Modern Physics, Lanzhou 730000, China
²³Lawrence Berkeley National Laboratory, Berkeley, California 94720, USA
²⁴Max-Planck-Institut für Physik, Munich 80805, Germany
²⁵Michigan State University, East Lansing, Michigan 48824, USA
²⁶Moscow Engineering Physics Institute, Moscow 115409, Russia
²⁷National Institute of Science Education and Research, Jatni 752050, Odisha, India
²⁸Ohio State University, Columbus, Ohio 43210, USA
²⁹Institute of Nuclear Physics PAN, Cracow 31-342, Poland
³⁰Panjab University, Chandigarh 160014, India
³¹Pennsylvania State University, University Park, Pennsylvania 16802, USA
³²Institute of High Energy Physics, Protvino 142281, Russia
³³Purdue University, West Lafayette, Indiana 47907, USA
³⁴Pusan National University, Pusan 609735, Republic of Korea
³⁵University of Rajasthan, Jaipur 302004, India
³⁶Rice University, Houston, Texas 77251, USA
³⁷University of Science and Technology of China, Hefei 230026, China
³⁸Shandong University, Jinan, Shandong 250100, China
³⁹Shanghai Institute of Applied Physics, Shanghai 201800, China
⁴⁰Temple University, Philadelphia, Pennsylvania 19122, USA
⁴¹Texas A&M University, College Station, Texas 77843, USA
⁴²University of Texas, Austin, Texas 78712, USA
⁴³University of Houston, Houston, Texas 77204, USA
⁴⁴Tsinghua University, Beijing 100084, China
⁴⁵United States Naval Academy, Annapolis, Maryland 21402, USA
⁴⁶Valparaiso University, Valparaiso, Indiana 46383, USA
⁴⁷Variable Energy Cyclotron Centre, Kolkata 700064, India
⁴⁸Warsaw University of Technology, Warsaw 00-661, Poland
⁴⁹Wayne State University, Detroit, Michigan 48201, USA
⁵⁰World Laboratory for Cosmology and Particle Physics (WLCAPP), Cairo 11571, Egypt
⁵¹Yale University, New Haven, Connecticut 06520, USA
⁵²University of Zagreb, Zagreb HR-10002, Croatia

(Received 19 July 2015; published 10 February 2016)

We present high precision measurements of elliptic flow near midrapidity ($|y| < 1.0$) for multistrange hadrons and ϕ meson as a function of centrality and transverse momentum in Au + Au collisions at center of mass energy $\sqrt{s_{NN}} = 200$ GeV. We observe that the transverse momentum dependence of ϕ and Ω v_2 is similar to that of π and p , respectively, which may indicate that the heavier strange quark flows as strongly as the lighter up and down quarks. This observation constitutes a clear piece of evidence for the development of partonic collectivity in heavy-ion collisions at the top RHIC energy. Number of constituent quark scaling is found to hold within statistical uncertainty for both 0%–30% and 30%–80% collision centrality. There is an indication of the breakdown of previously observed mass ordering between ϕ and proton v_2 at low transverse momentum in the 0%–30% centrality range, possibly indicating late hadronic interactions affecting the proton v_2 .

DOI: 10.1103/PhysRevLett.116.062301

At sufficiently high temperature and/or high density, quantum chromodynamics (QCD) predicts a transition from hadronic matter to deconfined partonic matter [1]. The main goal of the STAR (Solenoid Tracker at RHIC) experiment at the Relativistic Heavy Ion Collider (RHIC) is to study the properties of QCD matter at extremely high energy and parton densities, created in the heavy-ion collision. In high energy heavy-ion collisions, particles are produced with an azimuthally anisotropic momentum distribution, which is a result of hydrodynamical flow of the quark-gluon plasma (in the soft regime). One way to examine this anisotropy is to measure elliptic flow (v_2), which plays a crucial role in the study of the QCD matter formed during the collision. The elliptic flow, defined as $v_2 = \langle \cos 2(\varphi - \Psi) \rangle$, is the second Fourier coefficient of the azimuthal distribution of the emitted particle with respect to the reaction plane (defined by the beam axis and a vector between the centers of the colliding ions). Here, φ is the azimuthal angle of the emitted particle and Ψ is the azimuthal angle of the reaction plane. Over the past decade, experimental measurements have shown elliptic flow to be especially sensitive to the initial phase and equation of state of the system formed in heavy-ion collisions [2–6]. However, information about the early dynamics of the system may be modified by hadronic rescattering in the later stage of the collision [7,8]. The hadronic interaction cross sections of ϕ , Ξ , and Ω are expected to be small [9] and their freeze-out temperatures are close to the quark-hadron transition temperature predicted by lattice QCD [10,11]. Hence, these hadrons are expected to provide information primarily from the partonic stage of the collision [12–16]. Previous measurements of ϕ and Ω v_2 from STAR [17] were statistically limited and little is known about the centrality dependence of Ω v_2 . The measurements of ϕ and Ω v_2 presented here as a function of both transverse momentum (p_T) and centrality help to alleviate these limitations. Moreover, high precision measurements of ϕ -meson v_2 relative to proton v_2 at low p_T may provide information on the effect of hadronic rescattering [7,8] in the late stages of the collision.

We present the collision centrality and p_T dependence of the elliptic flow of $\pi^+ + \pi^-$, $K^+ + K^-$, K_S^0 , $p + \bar{p}$, ϕ , $\Lambda + \bar{\Lambda}$, $\Xi^- + \bar{\Xi}^+$, and $\Omega^- + \bar{\Omega}^+$. For this study we used 730×10^6 Au + Au events at $\sqrt{s_{NN}} = 200$ GeV recorded by STAR in 2010 and 2011 with a minimum-bias trigger [18]. The collision centrality is determined by comparing the measured raw charged hadron multiplicity from the time projection chamber (TPC) within a pseudorapidity window $|\eta| < 0.5$ with Glauber Monte Carlo simulations [19,20]. The TPC and time of flight (TOF) detectors with full azimuthal coverage are used for particle identification in the central rapidity region ($|\eta| < 1.0$ for TPC and $|\eta| < 0.9$ for TOF). Charged particles are identified using specific ionization energy loss as a function of momentum (in the TPC) and square of the particle mass as a function of

momentum (for the TOF). We reconstruct short-lived K_S^0 , Λ , Ξ , Ω , and ϕ through the following decay channels: $K_S^0 \rightarrow \pi^+ + \pi^-$, $\Lambda \rightarrow p + \pi$, $\Xi \rightarrow \Lambda + \pi$, $\Omega \rightarrow \Lambda + K$, and $\phi \rightarrow K^+ + K^-$. Topological and kinematic cuts are applied to reduce the combinatorial background for K_S^0 , Λ , Ξ , and Ω . The detailed description of the procedures can be found in Refs. [17,21,22].

The η subevent plane method [23] is used for the elliptic flow analysis. An η gap of $|\Delta\eta| > 0.1$ between positive and negative pseudorapidity subevents is introduced to suppress nonflow effects. The v_2 for short-lived hadrons (K_S^0 , ϕ , Λ , Ξ , and Ω) is calculated as a function of invariant mass for each p_T and centrality bin in order to take into account the invariant mass dependence of the signal to background ratio. Details of this method can be found in Ref. [24]. The observed v_2 values are corrected for finite event plane resolution, which is determined by comparing the two η -subevent plane angles. A resolution correction is done by dividing the term $\cos 2(\varphi - \Psi_2)$ by the event plane resolution for the corresponding centrality for each event following the method described in Refs. [25,26]. The change in v_2 between the present method of resolution correction and the previous method used in earlier STAR publications [4–6] is $\leq 5\%$ at $\sqrt{s_{NN}} = 200$ GeV. Here, Ψ_2 is the second order event plane which is used for v_2 measurements.

For all particle species, the cuts used for particle identification (PID) and background subtraction are varied to estimate the systematic errors. Furthermore, different techniques (e.g., by counting entries in each bin of the invariant mass histogram or by fitting the shape of the invariant mass distribution using a function) for yield extraction are used. For π^\pm , K^\pm , and $p(\bar{p})$, six different combinations of track cuts and three different sets of PID cuts which finally yield 18 combinations have been used. For other strange hadrons (K_S^0 , ϕ , Λ , Ξ , and Ω) 20 different cut combination are used. The root-mean-square value of point-by-point difference from the default value (v_2 from the default set of cuts) is used as the systematic error on each data point. The total systematic error depends on p_T , centrality, and particle species. We observed 3%–5% systematic error for $p_T < 1.5$ GeV/ c and 0%–30% centrality for ϕ , K_S^0 , Λ , whereas for Ξ and Ω the systematic error varies from 8% to 14%. Total systematic errors are less than 1% for π^\pm , K^\pm , and $p(\bar{p})$ for all p_T 's and centralities.

We investigated the effect of track reconstruction efficiency on the measured v_2 of identified hadrons for wide centrality bins, such as a 0%–80% centrality bin. The centrality dependence of track reconstruction efficiency biases the measured v_2 toward events with higher reconstruction efficiency, an effect we will refer to as an “efficiency bias.” Because of the efficiency bias, the v_2 of Ξ and Ω , each having three daughters, changes by no more than 5% in 0%–80% centrality. For the other measured particles, the effect is less than 3% for 0%–80% centrality.

The $v_2(p_T)$'s of all particles presented here have been corrected for the efficiency bias by using the inverse of efficiency as a weight for the v_2 as a function of p_T and centrality.

An additional correction is needed for ϕ , Ξ , and Ω v_2 . An event bias is naturally introduced when one measures v_2 's in wide centrality bins, especially for the rare particles. As the measured v_2 is an average over all events weighted by the particle yield, the average event shape depends on the particle type. A Glauber model [19] study of the average initial participant eccentricity indicates that the multi-strange hadron v_2 is more biased toward central events than that of the light and strange hadrons. Specifically, the average eccentricity for multi-strange hadrons in wide centrality bins is smaller than the eccentricity determined by the particle yield of all charged hadrons. One should take this effect into consideration if any conclusion on number of constituent quark scaling is drawn. This bias can be corrected by normalizing the measured v_2 by the ratio of eccentricity to that weighted by the yield of the particle of interest. We find the event bias correction factors for the 0%–30%, 30%–80%, and 0%–80% centralities are 1.002, 1.053, and 1.028 for ϕ , 1.019, 1.054, and 1.091 for Ξ , and 1.068, 1.067, and 1.177 for Ω . The event bias correction for light and strange hadrons is small (< 0.03), perhaps due to their copious production. Therefore, in the later discussion of number of constituent quark (NCQ) scaling, the event bias correction is applied only to the v_2 's of multi-strange hadrons and ϕ meson. The above correction factors remain almost unchanged if we use a color-glass condensate [27] based model to calculate eccentricity.

In Fig. 1 we present the elliptic flow parameter $v_2(p_T)$ at midrapidity ($|y| < 1.0$) for (a) $\Xi^- + \bar{\Xi}^+$, (b) $\Omega^- + \bar{\Omega}^+$, and (c) ϕ in Au + Au collisions at $\sqrt{s_{NN}} = 200$ GeV for 0%–30% and 30%–80% centrality. Event bias correction factors have been applied to the results shown in Fig. 1. A clear centrality dependence of $v_2(p_T)$ is observed for ϕ , Ξ ,

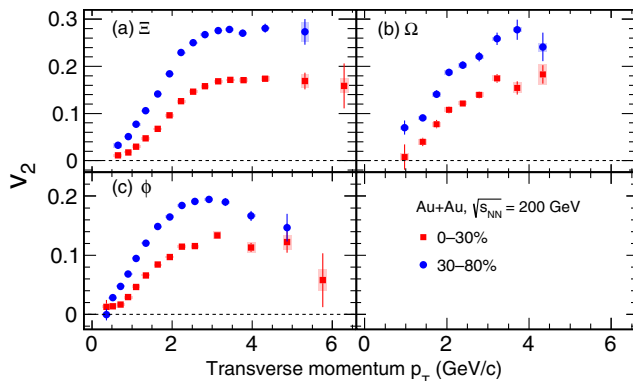


FIG. 1. The v_2 as a function of p_T near midrapidity ($|y| < 1.0$) for (a) $\Xi^- + \bar{\Xi}^+$, (b) $\Omega^- + \bar{\Omega}^+$, and (c) ϕ from Au + Au collisions at $\sqrt{s_{NN}} = 200$ GeV for 0%–30% and 30%–80% centrality. The systematic uncertainties are shown with shaded boxes and the statistical uncertainties by vertical lines.

and Ω , similar to that of identified light and strange hadrons previously measured by the STAR experiment [28]. The values of v_2 are found to be larger in peripheral collisions (30%–80% centrality) compared to those in central collisions (0%–30% centrality). This observation is consistent with an interpretation in which the final momentum anisotropy is driven by the initial spatial anisotropy.

The NCQ scaling in v_2 for different identified hadrons is considered to be a good probe for studying the strongly interacting partonic matter. The observed NCQ scaling of identified hadrons in experimental data [29] indicates the importance of parton recombination in forming hadrons in the intermediate p_T range ($2.0 \text{ GeV}/c < p_T < 4.0 \text{ GeV}/c$) [30–33]. Such scaling may indicate that collective elliptic flow develops during the partonic phase. Previous measurements have found that v_2 's of π , K , p , K_S^0 , Λ , Ξ , and ϕ follow NCQ scaling well at the top of the RHIC energy ($\sqrt{s_{NN}} = 200$ GeV) [29]. The large statistics data sets collected by STAR detectors allow us to measure elliptic flow of multi-strange hadrons, specifically that of the Ω baryon which is made of pure strange (s) or anti-strange (\bar{s}) constituent quarks and of the ϕ meson, consisting of one s and one \bar{s} constituent quark.

Figure 2 shows the v_2 as a function of p_T for π , p , ϕ , and Ω for 0%–80% centrality in Au + Au collisions at $\sqrt{s_{NN}} = 200$ GeV. Here, ϕ and Ω v_2 are corrected for the event bias mentioned earlier. Figure 2(a) shows a comparison between the v_2 's of π and p , consisting of up (u) and down (d) light quarks, and Fig. 2(b) shows a comparison of the v_2 's of ϕ and Ω containing heavier s quarks. The v_2 's of ϕ and Ω are mass ordered at low p_T and a baryon-meson separation is observed at intermediate p_T . It is clear from Fig. 2 that the $v_2(p_T)$ of hadrons consisting only of strange quarks (ϕ and Ω) is similar to that of π and p . However, unlike π and p , the ϕ and Ω do not participate strongly in the hadronic interactions, which suggests that the major part of collectivity is developed during the partonic phase in Au + Au collisions at $\sqrt{s_{NN}} = 200$ GeV.

We now compare our results for NCQ scaling for different collision centrality classes to see how the partonic collectivity changes with system size. Figure 3 shows the

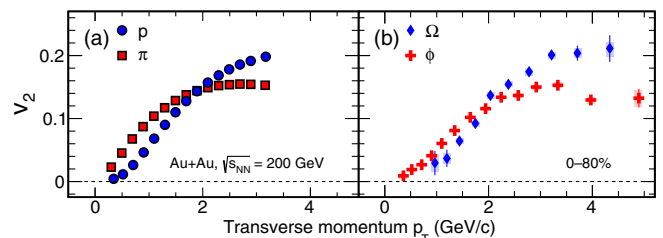


FIG. 2. The v_2 as a function of p_T for (a) π , p and (b) ϕ , Ω from minimum-bias Au + Au collisions at $\sqrt{s_{NN}} = 200$ GeV for 0%–80% centrality. The systematic uncertainties are shown with the shaded boxes, while vertical lines represent the statistical uncertainties.

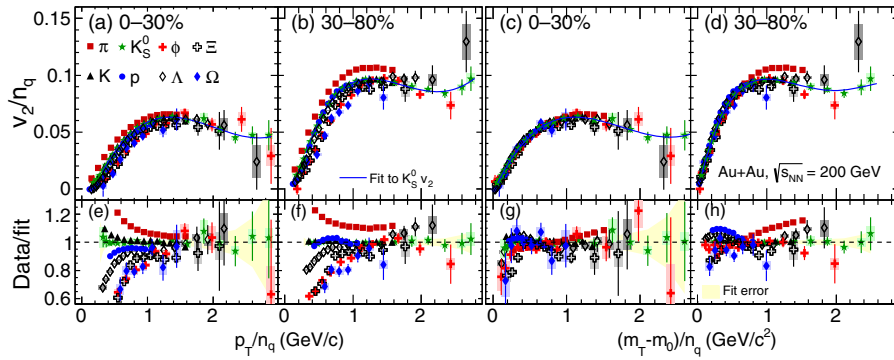


FIG. 3. Panel (a) and (b) show v_2 scaled by number of constituent quarks (n_q) as a function of p_T/n_q for 0–30% and 30–80% collision centrality, respectively. Panel (c) and (d) show v_2 scaled by number of constituent quarks (n_q) as a function of $(m_T - m_0)/n_q$ for 0–30% and 30–80% collision centrality, respectively. Ratios with respect to a polynomial fit to the $K_S^0 v_2$ are shown in the corresponding lower panels. Vertical lines are statistical uncertainties and shaded boxes are systematic uncertainties.

v_2 scaled by number of constituent quarks (n_q) as a function of p_T/n_q and $(m_T - m_0)/n_q$ for identified hadrons from Au + Au collisions at $\sqrt{s_{NN}} = 200$ GeV for 0%–30% and 30%–80% centrality, where m_T and m_0 are the transverse mass and the rest mass of the hadron, respectively. Here, ϕ , Ξ , and Ω v_2 are corrected for the event bias mentioned above. To quantify the deviation from NCQ scaling, we fit the $K_S^0 v_2$ with a third-order polynomial function. We then take the ratio of v_2 for the other measured hadrons to the K_S^0 fit. The ratios are shown in the lower panels of Fig. 3. Table I shows the deviations of the ϕ , Λ , Ξ , and Ω v_2 's from the K_S^0 fit line in the range $(m_T - m_0)/n_q > 0.8$ GeV/ c^2 .

For both the 0%–30% and 30%–80% centralities, the scaling holds within approximately 10%, excluding the pions. The deviation of the pions could be due to the effect of resonance decay and nonflow correlations [34]. We have seen a similar order ($\sim 10\%$) of deviation when using p_T/n_q scaling as a reference. The maximum deviation from NCQ scaling is $\sim 20\%$ at $\sqrt{s_{NN}} = 2.76$ TeV, as observed by the ALICE experiment [35]. Therefore, at top RHIC energy, NCQ scaling holds better than LHC energy. The observed difference between the charged kaon and $K_S^0 v_2$ at low p_T is due to differences in the pileup protection conditions used in collecting the different data sets. The difference is taken to be an additional contribution to the systematic error on $K_S^0 v_2$.

Hydrodynamical model calculations predict that v_2 as a function of p_T follows mass ordering, where the v_2 of

heavier hadrons is lower than that of lighter hadrons and vice versa [3,36,37]. Mass ordering is indeed observed in the identified hadron v_2 measured in the low p_T region ($p_T \leq 1.5$ GeV/ c) [28]. Recent phenomenological calculations, based on ideal hydrodynamics together with a hadron cascade (JAM), show that the mass ordering of v_2 could be broken between ϕ mesons and protons at low p_T ($p_T < 1.5$ GeV/ c) [7,8]. The broken mass ordering is thought to be due to late-stage hadronic rescattering effects on the proton v_2 since the model calculations assume a low hadronic cross section for the ϕ but a large hadronic cross section for the proton.

The ratios of ϕv_2 and proton v_2 are shown in Fig. 4. The ratios are larger than unity at $p_T \sim 0.5$ GeV/ c for 0%–30% centrality showing an indication of breakdown of the expected mass ordering in that momentum range. This could be due to a large effect of hadronic rescattering on the proton v_2 , indicated by the shaded red band in Fig. 4(a). We have also considered the effect of the momentum resolution and energy loss of the TPC as well as the decay (feed-down) effects on the proton v_2 . Our study, based on the UrQMD framework, indicates that the momentum resolution and decay effects on the ratio of $v_2(\phi)$ to $v_2(p)$ in the measured momentum region are negligible. The breakdown of mass ordering of v_2 is more pronounced in the 0%–30% than the 30%–80% centrality. For example, the ratio $v_2(\phi)/v_2(p)$ is $4.35 \pm 0.98^{+0.66}_{-0.45}$ at $p_T = 0.52$ GeV/ c in 0%–30%, while it is $1.12 \pm 0.10^{+0.047}_{-0.053}$ in 30%–80%. In the

TABLE I. Deviation from the K_S^0 fit line in the range $(m_T - m_0)/n_q > 0.8$ GeV/ c^2 for 0%–30% and 30%–80% centrality.

Particle	Deviation	
	0%–30% centrality	30%–80% centrality
ϕ	$2.7 \pm 2.6(\text{stat}) \pm 1.8(\text{syst})\%$	$1.2 \pm 1.3(\text{stat}) \pm 0.6(\text{syst})\%$
Λ	$4.3 \pm 0.8(\text{stat}) \pm 0.2(\text{syst})\%$	$1.5 \pm 0.7(\text{stat}) \pm 0.2(\text{syst})\%$
Ξ	$11.3 \pm 2.3(\text{stat}) \pm 1.4(\text{syst})\%$	$8.5 \pm 2.0(\text{stat}) \pm 0.5(\text{syst})\%$
Ω	$10.1 \pm 8.4(\text{stat}) \pm 5.3(\text{syst})\%$	$7.0 \pm 6.0(\text{stat}) \pm 1.5(\text{syst})\%$

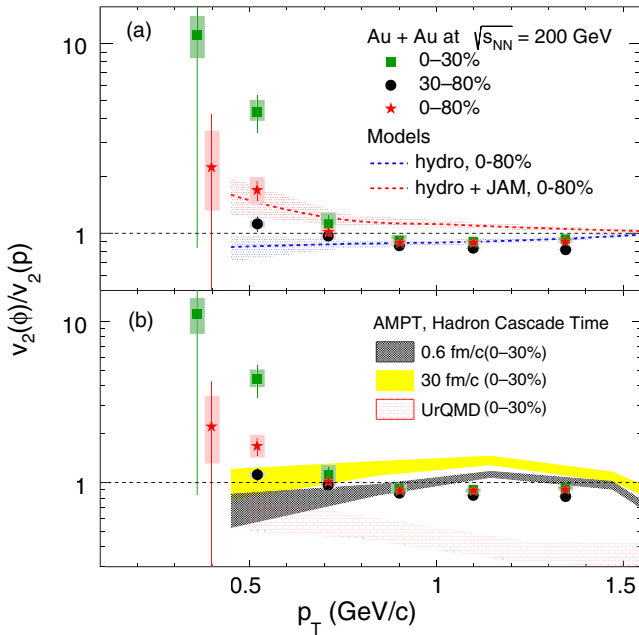


FIG. 4. $v_2(\phi)/v_2(p)$ ratio as a function of p_T for 0%–30%, 30%–80%, and 0%–80% centrality in Au + Au collisions at $\sqrt{s_{NN}} = 200$ GeV. Shaded boxes are the systematic uncertainties and vertical lines are the statistical uncertainties. The first data point of 0%–80% centrality is shifted to the right by 400 MeV/c. The bands in (a) and (b) represent the hydro model [8] and transport model calculations, respectively, for $v_2(\phi)/v_2(p)$.

central events, both hadronic and partonic interactions are larger than in peripheral events. Therefore, the combined effects of large partonic collectivity on the ϕ v_2 and significant late-stage hadronic interactions on the proton v_2 produce a greater breakdown of mass ordering in the 0%–30% centrality data than in the 30%–80% [15]. This observation indirectly supports the idea of a small hadronic interaction cross section for the ϕ meson. We have also studied the ratio of ϕ v_2 to proton v_2 using the transport models AMPT [38] and UrQMD [39]. The $v_2(\phi)/v_2(p)$ ratios for 0%–30% centrality from the AMPT and UrQMD models are shown in Fig. 4(b). The black shaded band is from AMPT with a hadronic cascade time of 0.6 fm/c, while the yellow band is for a hadronic cascade time of 30 fm/c. It is clear from Fig. 4(b) that with increasing hadronic cascade time (and therefore more hadronic rescattering), the $v_2(\phi)/v_2(p)$ ratio increases. This is attributed to a decrease in the proton v_2 due to an increase in hadronic rescattering, while the ϕ -meson v_2 remains unaffected [15]. The ratios from UrQMD are shown as a red shaded band which is much smaller than unity. The UrQMD model lacks partonic collectivity and therefore does not fully develop the ϕ -meson v_2 .

In summary, we have reported high-statistics elliptic flow measurements for multistrange hadrons (Ξ and Ω) and ϕ meson with other light and strange hadrons (π , K , K_S^0 , p , and Λ) in Au + Au collisions at $\sqrt{s_{NN}} = 200$ GeV for

different centralities. The p_T dependence of ϕ and Ω v_2 is observed to be similar to that of π and p , indicating that a large amount of collectivity is developed in the initial partonic phase for light and strange hadrons. NCQ scaling holds within the statistical uncertainty for both 0%–30% and 30%–80% centralities, suggesting collective motion of quarks prior to hadronization. The comparison between the ϕ and p v_2 shows that, at low p_T , there is a possible violation of hydrodynamics-inspired mass ordering between ϕ and p . Model calculations suggest that the p_T dependence of $v_2(\phi)/v_2(p)$ can be qualitatively explained by the effect of late-stage hadronic rescattering on the proton v_2 [7,8].

We thank the RHIC Operations Group and RCF at BNL, the NERSC Center at LBNL, the KISTI Center in Korea, and the Open Science Grid consortium for providing resources and support. This work was supported in part by the Office of Nuclear Physics within the U.S. DOE Office of Science, the U.S. NSF, the Ministry of Education and Science of the Russian Federation, NSFC, the MoST of China (973 Program No. 2015CB856900), CAS, the MoE of China, the National Research Foundation of Korea, NCKU (Taiwan), GA and MSMT of the Czech Republic, FIAS of Germany, DAE, DST, and UGC of India, the National Science Centre of Poland, National Research Foundation, the Ministry of Science, Education and Sports of the Republic of Croatia, and RosAtom of Russia.

- [1] D. J. Gross, R. D. Pisarski, and L. G. Yaffe, QCD and instantons at finite temperature, *Rev. Mod. Phys.* **53**, 43 (1981).
- [2] J. Y. Ollitrault, Anisotropy as a signature of transverse collective flow, *Phys. Rev. D* **46**, 229 (1992).
- [3] P. Huovinen, P. F. Kolb, U. Heinz, P. V. Ruuskanen, and S. A. Voloshin *et al.*, Radial and elliptic flow at RHIC: Further predictions, *Phys. Lett. B* **503**, 58 (2001).
- [4] J. Adams *et al.*, Azimuthal anisotropy in Au + Au collisions at $\sqrt{s_{NN}} = 200$ GeV, *Phys. Rev. C* **72**, 014904 (2005).
- [5] B. I. Abelev *et al.*, Mass, quark-number, and $\sqrt{s_{NN}}$ dependence of the second and fourth flow harmonics in ultrarelativistic nucleus-nucleus collisions, *Phys. Rev. C* **75**, 054906 (2007).
- [6] B. I. Abelev *et al.*, Charged and strange hadron elliptic flow in Cu + Cu collisions at $\sqrt{s_{NN}} = 62.4$ and 200 GeV, *Phys. Rev. C* **81**, 044902 (2010).
- [7] T. Hirano, U. Heinz, D. Kharzeev, R. Lacey, and Y. Nara, Mass ordering of differential elliptic flow and its violation for ϕ mesons, *Phys. Rev. C* **77**, 044909 (2008).
- [8] S. Takeuchi, K. Murase, T. Hirano, P. Huovinen, and Y. Nara, Effects of hadronic rescattering on multistrange hadrons in high-energy nuclear collisions, *Phys. Rev. C* **92**, 044907 (2015).
- [9] A. Shor, ϕ -Meson Production as a Probe of the Quark-Gluon Plasma, *Phys. Rev. Lett.* **54**, 1122 (1985).
- [10] J. Adams *et al.*, Experimental and theoretical challenges in the search for the quark gluon plasma: The STAR

- Collaboration's critical assessment of the evidence from RHIC collisions, *Nucl. Phys.* **A757**, 102 (2005).
- [11] H. van Hecke, H. Sorge, and N. Xu, Evidence of Early Multistrange Hadron Freeze-Out in High Energy Nuclear Collisions, *Phys. Rev. Lett.* **81**, 5764 (1998).
- [12] B. Mohanty and N. Xu, Probe the QCD phase diagram with ϕ -mesons in high energy nuclear collisions, *J. Phys. G* **36**, 064022 (2009).
- [13] J. H. Chen, F. Jin, D. Gangadharan, X. Z. Cai, H. Z. Huang, and Y. G. Ma, Parton distributions at hadronization from bulk dense matter produced in Au + Au collisions at $\sqrt{s_{NN}} = 200$, *Phys. Rev. C* **78**, 034907 (2008).
- [14] J. H. Chen, Y. G. Ma, G. L. Ma, X. Z. Cai, Z. J. He, H. Z. Huang, J. L. Long, W. Q. Shen, C. Zhong, and J. X. Zuo, Elliptic flow of ϕ mesons and strange quark collectivity, *Phys. Rev. C* **74**, 064902 (2006).
- [15] M. Nasim, B. Mohanty, and N. Xu, Elliptic flow of ϕ mesons as a sensitive probe for the onset of the deconfinement transition in high energy heavy-ion collisions, *Phys. Rev. C* **87**, 014903 (2013).
- [16] X. Zhu and H. Song, Spectra and elliptic flow for Λ , Ξ , and Ω in 200 A GeV Au + Au collisions, [arXiv:1509.05482](https://arxiv.org/abs/1509.05482).
- [17] J. Adams *et al.*, Multistrange Baryon Elliptic Flow in Au + Au Collisions at $\sqrt{s_{NN}} = 200$ GeV, *Phys. Rev. Lett.* **95**, 122301 (2005).
- [18] B. I. Abelev *et al.*, Identified particle production, azimuthal anisotropy, and interferometry measurements in Au + Au collisions at $\sqrt{s_{NN}} = 9.2$ GeV, *Phys. Rev. C* **81**, 024911 (2010).
- [19] R. J. Glauber, Quantum optics and heavy ion physics, *Nucl. Phys.* **A774**, 3 (2006).
- [20] L. Adamczyk *et al.*, Inclusive charged hadron elliptic flow in Au + Au collisions at $\sqrt{s_{NN}} = 7.7$ –39 GeV, *Phys. Rev. C* **86**, 054908 (2012).
- [21] C. Adler *et al.*, Azimuthal Anisotropy of K_S^0 and $\Lambda + \bar{\Lambda}$ Production at Midrapidity from Au + Au Collisions at $\sqrt{s_{NN}} = 130$ GeV, *Phys. Rev. Lett.* **89**, 132301 (2002).
- [22] J. Adams *et al.*, Particle-Type Dependence of Azimuthal Anisotropy and Nuclear Modification of Particle Production in Au + Au Collisions at $\sqrt{s_{NN}} = 200$ GeV, *Phys. Rev. Lett.* **92**, 052302 (2004).
- [23] A. M. Poskanzer and S. A. Voloshin, Methods for analyzing anisotropic flow in relativistic nuclear collisions, *Phys. Rev. C* **58**, 1671 (1998).
- [24] N. Borghini and J.-Y. Ollitrault, Azimuthally sensitive correlations in nucleus-nucleus collisions, *Phys. Rev. C* **70**, 064905 (2004).
- [25] H. Masui and A. Schmah, Event plane resolution correction for azimuthal anisotropy in wide centrality bins, [arXiv:1212.3650](https://arxiv.org/abs/1212.3650).
- [26] M. Nasim and B. Mohanty, Systematic study of the elliptic flow parameter using a transport approach, *Int. J. Mod. Phys. E* **24**, 1550027 (2015).
- [27] F. Gelis, Color glass condensate and glasma, *Int. J. Mod. Phys. A* **28**, 1330001 (2013).
- [28] B. I. Abelev *et al.*, Centrality dependence of charged hadron and strange hadron elliptic flow from $\sqrt{s_{NN}} = 200$ GeV Au + Au collisions, *Phys. Rev. C* **77**, 054901 (2008).
- [29] B. I. Abelev *et al.*, Partonic Flow and ϕ -Meson Production in Au + Au Collisions at $\sqrt{s_{NN}} = 200$ GeV, *Phys. Rev. Lett.* **99**, 112301 (2007).
- [30] D. Molnar and S. A. Voloshin, Elliptic Flow at Large Transverse Momenta from Quark Coalescence, *Phys. Rev. Lett.* **91**, 092301 (2003).
- [31] R. J. Fries, B. Müller, C. Nonaka, and S. A. Bass, Hadronization in Heavy-Ion Collisions: Recombination and Fragmentation of Partons, *Phys. Rev. Lett.* **90**, 202303 (2003).
- [32] L. X. Han *et al.*, G. L. Ma, Y. G. Ma, X. Z. Cai, J. H. Chen, S. Zhang, and C. Zhong, Initial fluctuation effect on harmonic flows in high-energy heavy-ion collisions, *Phys. Rev. C* **84**, 064907 (2011).
- [33] J. C. Dunlop, M. A. Lisa, and P. Sorensen, Constituent quark scaling violation due to baryon number transport, *Phys. Rev. C* **84**, 044914 (2011).
- [34] X. Dong, S. Esumi, P. Sorensen, N. Xu, and Z. Xu, Resonance decay effects on anisotropy parameters, *Phys. Lett. B* **597**, 328 (2004); *Quark-Gluon Plasma 4*, edited by R. C. Hwa and X. N. Wang (World Scientific, Singapore, 2010), p. 339.
- [35] B. B. Abelev *et al.* (ALICE Collaboration), Elliptic flow of identified hadrons in Pb-Pb collisions at $\sqrt{s_{NN}} = 2.76$ TeV, *J. High Energy Phys.* **06** (2015) 190.
- [36] C. Nonaka, R. J. Fries, and S. A. Bass, Elliptic flow of multi-strange particles: Fragmentation, recombination and hydrodynamics, *Phys. Lett. B* **583**, 73 (2004).
- [37] T. Hirano and Y. Nara, Interplay between soft and hard hadronic components for identified hadrons in relativistic heavy ion collisions, *Phys. Rev. C* **69**, 034908 (2004).
- [38] Z.-W. Lin, C. M. Ko, B.-A. Li, B. Zhang, and S. Pal, Multiphase transport model for relativistic heavy ion collisions, *Phys. Rev. C* **72**, 064901 (2005).
- [39] S. A. Bass *et al.*, Microscopic models for ultrarelativistic heavy ion collisions, *Prog. Part. Nucl. Phys.* **41**, 255 (1998).