



University of Kentucky
UKnowledge

Physics and Astronomy Faculty Publications

Physics and Astronomy

6-29-2015

Coexisting Charge and Magnetic Orders in the Dimer-Chain Iridate $\text{Ba}_5\text{AlIr}_2\text{O}_{11}$

Jsaminka Terzic

University of Kentucky, jasminka.terzic@uky.edu

J. C. Wang

University of Kentucky

Feng Ye

University of Kentucky

W. H. Song

University of Kentucky

Shujuan Yuan

University of Kentucky, shujuan.yuan@uky.edu

See next page for additional authors

Right click to open a feedback form in a new tab to let us know how this document benefits you.

Follow this and additional works at: https://uknowledge.uky.edu/physastron_facpub



Part of the [Astrophysics and Astronomy Commons](#), and the [Physics Commons](#)

Repository Citation

Terzic, Jsaminka; Wang, J. C.; Ye, Feng; Song, W. H.; Yuan, Shujuan; Aswartham, Saicharan; De Long, Lance E.; Streltsov, S. V.; Khomskii, D. I.; and Cao, Gang, "Coexisting Charge and Magnetic Orders in the Dimer-Chain Iridate $\text{Ba}_5\text{AlIr}_2\text{O}_{11}$ " (2015). *Physics and Astronomy Faculty Publications*. 291.

https://uknowledge.uky.edu/physastron_facpub/291

This Article is brought to you for free and open access by the Physics and Astronomy at UKnowledge. It has been accepted for inclusion in Physics and Astronomy Faculty Publications by an authorized administrator of UKnowledge. For more information, please contact UKnowledge@lsv.uky.edu.

Authors

Jsaminka Terzic, J. C. Wang, Feng Ye, W. H. Song, Shujuan Yuan, Saicharan Aswartham, Lance E. De Long, S. V. Streltsov, D. I. Khomskii, and Gang Cao

Coexisting Charge and Magnetic Orders in the Dimer-Chain Iridate $\text{Ba}_5\text{AlIr}_2\text{O}_{11}$ **Notes/Citation Information**

Published in *Physical Review B: Condensed Matter and Materials Physics*, v. 91, no. 23, article 235147, p. 1-6.

©2015 American Physical Society

The copyright holder has granted permission for posting the article here.

Digital Object Identifier (DOI)

<http://dx.doi.org/10.1103/PhysRevB.91.235147>

Coexisting charge and magnetic orders in the dimer-chain iridate $\text{Ba}_5\text{AlIr}_2\text{O}_{11}$

J. Terzic,¹ J. C. Wang,^{1,2,3} Feng Ye,^{1,2} W. H. Song,^{1,4} S. J. Yuan,¹ S. Aswartham,¹ L. E. DeLong,¹ S. V. Streltsov,^{5,6}
D. I. Khomskii,⁷ and G. Cao^{1,*}

¹Center for Advanced Materials, Department of Physics and Astronomy, University of Kentucky, Lexington, Kentucky 40506, USA

²Quantum Condensed Matter Division, Oak Ridge National Laboratory, Oak Ridge, Tennessee 37831, USA

³Department of Physics, Renmin University of China, Beijing, China

⁴Institute of Solid State Physics, Chinese Academy of Sciences, Hefei, China

⁵Institute of Metal Physics, 620041 Ekaterinburg, Russia

⁶Department of Physics, Ural Federal University, 620002 Ekaterinburg, Russia

⁷II. Physikalisches Institut, Universitaet zu Koeln, Germany

(Received 26 April 2015; revised manuscript received 3 June 2015; published 29 June 2015)

We have synthesized and studied single-crystal $\text{Ba}_5\text{AlIr}_2\text{O}_{11}$ that features dimer chains of two inequivalent octahedra occupied by tetravalent $\text{Ir}^{4+}(5d^5)$ and pentavalent $\text{Ir}^{5+}(5d^4)$ ions, respectively. $\text{Ba}_5\text{AlIr}_2\text{O}_{11}$ is a Mott insulator that undergoes a subtle structural phase transition near $T_S = 210$ K and a magnetic transition at $T_M = 4.5$ K; the latter transition is surprisingly resistant to applied magnetic fields $\mu_0 H \leq 12$ T but more sensitive to modest applied pressure ($dT_M/dp \approx +0.61$ K/GPa). All results indicate that the phase transition at T_S signals an enhanced charge order that induces electrical dipoles and strong dielectric response near T_S . It is clear that the strong covalency and spin-orbit interaction (SOI) suppress double exchange in Ir dimers and stabilize a novel magnetic state that is neither $S = 3/2$ nor $J = 1/2$, but rather lies in an “intermediate” regime between these two states. The novel behavior of $\text{Ba}_5\text{AlIr}_2\text{O}_{11}$ therefore provides unique insights into the physics of SOI along with strong covalency in competition with double-exchange interactions of comparable strength.

DOI: [10.1103/PhysRevB.91.235147](https://doi.org/10.1103/PhysRevB.91.235147)

PACS number(s): 71.27.+a, 71.70.Ej, 75.30.Gw, 75.30.Kz

I. INTRODUCTION

The $5d$ -electron-based iridates are distinguished by strong spin-orbit interaction (SOI ~ 0.4 eV) that is comparable to the on-site Coulomb interaction ($U \sim 0.5$ eV), crystalline electric field interactions, and Hund’s rule coupling ($J_H \sim 0.5$ eV). This unique circumstance creates a *delicate* balance between interactions that generate novel magnetic states and dielectric behaviors. A profound manifestation of this competition is the “ $J_{\text{eff}} = 1/2$ insulating state” first observed in Sr_2IrO_4 [1–4]. Indeed, in contrast to conventional wisdom, the iridates are much more likely to host a magnetic, insulating ground state with a very small magnetic moment [4–8] that is more strongly coupled to the lattice rather than other degrees of freedom [2,9–16].

Most studies of the iridates have focused on the tetravalent iridates since the $\text{Ir}^{4+}(5d^5)$ ion provides four d electrons to fill the lower $J_{\text{eff}} = 3/2$ bands and one electron to partially fill the upper $J_{\text{eff}} = 1/2$ band that lies closest to the Fermi energy and therefore dominates underlying physical properties. Very limited studies have been devoted to iridates with pentavalent $\text{Ir}^{5+}(5d^4)$ ions, in part because the strong SOI limit is expected to impose a nonmagnetic singlet ground state ($J = 0$). However, recent theoretical and experimental studies suggest that novel magnetic states in the iridates with pentavalent $\text{Ir}^{5+}(5d^4)$ ions can also emerge from competitions between exchange interactions (0.05–0.10 eV) [12], noncubic crystal fields, singlet-triplet splitting (0.050–0.20 eV), and SOI [17–19].

Moreover, the vast majority of iridates studied thus far are either two- or three-dimensional systems [4]. Little work has been done on quasi-one-dimensional iridates, particularly

those with dimers commonly found in other transition-metal materials and those in which the average number of electrons per transition metal is nonintegral, where double exchange is expected to play a critical role [20]. Double exchange occurs when one “extra” electron hops between neighboring transition-metal ions with localized spins, and the Hund’s rule J_H coupling stabilizes the state with maximum possible (parallel) spin. This idea was first proposed by Zener for Mn dimers with average valence $\text{Mn}^{3.5+}$ [21] and has been applied successfully to many materials, such as colossal magnetoresistive manganites [22]. However, the strong SOI and covalency present in spin-dimer systems based on $5d$ electrons are expected to compete with the Hund’s rule coupling and double exchange, leading to new quantum phenomena. We show that such is indeed the case in $\text{Ba}_5\text{AlIr}_2\text{O}_{11}$.

In this paper, we report a novel magnetic state and dielectric behavior dictated by the joint action of a strong SOI and charge ordering in the dimer chain of $\text{Ba}_5\text{AlIr}_2\text{O}_{11}$. This newly synthesized, single-crystal iridate features both tetravalent Ir^{4+} and pentavalent Ir^{5+} ions that occupy dimers linked by AlO_4 tetrahedra lying along the b axis (see Fig. 1). Despite their one-dimensional character, the dimer chains undergo a second-order structural change or charge order at $T_S = 210$ K and a transition to magnetic order at $T_M = 4.5$ K. The antiferromagnetic state below T_M is highly anisotropic and resilient to strong magnetic field (up to 14 T) but is more susceptible to even modest hydrostatic pressure (up to 10 kbar). We propose that the charge order consists of an ordered arrangement of Ir^{4+} and Ir^{5+} ions within each dimer, which forms electrical dipoles and promotes the strong dielectric response that develops near T_S . Our studies suggest that a combined effect of both a strong SOI and covalent bonding overcomes double exchange and stabilizes coexisting antiferromagnetic and charge orders. The physical behavior of

*cao@uky.edu

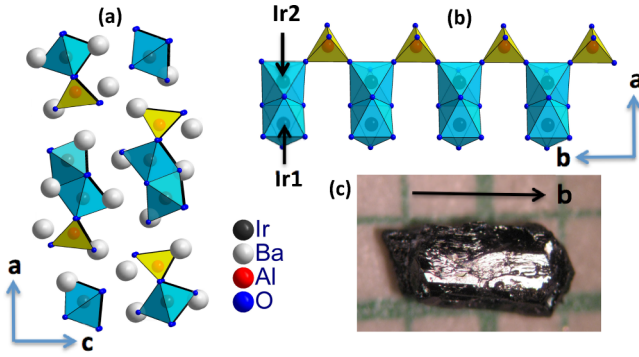


FIG. 1. (Color online) Crystal structure: The single-crystal structure generated based on the x-ray data for (a) the ac plane, (b) the ab plane, and (c) a representative single crystal of $\text{Ba}_5\text{Allr}_2\text{O}_{11}$. Note that the dimers are connected via AlO_4 tetrahedra (yellow), forming dimer chains along the b axis.

the dimer chain $\text{Ba}_5\text{Allr}_2\text{O}_{11}$ provides additional evidence of physics unique to materials with strong SOI.

II. EXPERIMENTAL DETAILS

Single crystals of $\text{Ba}_5\text{Allr}_2\text{O}_{11}$ were synthesized using the self-flux method that is described elsewhere [4]. The average size of the single crystals is $2.0 \times 1 \times 1$ mm (Fig. 1). The crystal structures were determined using both a Nonius Kappa CCD x-Ray single-crystal diffractometer at the University of Kentucky and a Rigaku x-ray diffractometer equipped with a PILATUS 200 K hybrid pixel array detector at Oak Ridge National Laboratory. Full data sets were collected between 100 and 300 K, and the structures were refined using FULLPROF software [23]. Chemical compositions of the single crystals were estimated using both single-crystal x-ray diffraction and energy dispersive x-ray analysis (Hitachi/Oxford 3000). Magnetization, specific heat, and electrical resistivity were measured using either a Quantum Design MPMS-7 superconducting quantum interference device magnetometer and/or physical property measurement system with 14-T field capability. The complex permittivity $\varepsilon(T, H, \omega) = \varepsilon' + i\varepsilon''$ was measured using a 7600 QuadTech LCR Meter capable of operating over the frequency range $10 \text{ Hz} \leq f \leq 2 \text{ MHz}$. The high-temperature resistivity was measured using a Displex closed-cycle cryostat capable of continuous temperature ramping from 9 to 900 K. Pressure measurements were performed up to 1.3 GPa in the MPMS using a BeCu pressure cell and Delphi oil as the pressure transmitting medium.

III. CRYSTAL-STRUCTURE DETERMINATION

$\text{Ba}_5\text{Allr}_2\text{O}_{11}$ adopts an orthorhombic structure with space group $Pnma$ (No. 62), as shown in Fig. 1. The structure of this material was first reported in Ref. 24. Our newly synthesized single-crystal iridate features a nonintegral valence state based on tetravalent Ir^{4+} and pentavalent Ir^{5+} states assigned to the iridate dimers that are linked by AlO_4 tetrahedra lying along the b axis. The lattice parameters are $a = 18.7630(38) \text{ \AA}$, $b = 5.7552(12) \text{ \AA}$, and $c = 11.0649(22) \text{ \AA}$ at room temperature; they undergo a subtle change near $T_S = 210 \text{ K}$ [Figs. 2(a) and 2(b)]. This change is much more pronounced in the Ir1-Ir2 distance and thermal displacement U in a dimer, as shown in

Figs. 2(c) and 2(d), respectively. Each dimer consists of two face-sharing IrO_6 octahedra with two inequivalent, octahedral Ir2 and Ir1 sites occupied by tetravalent Ir^{4+} ($5d^5$) and pentavalent Ir^{5+} ($5d^4$) ions, respectively [see Fig. 1(b)]. The average Ir1-O bond distance $d_{[\text{Ir}1-\text{O}]} = 1.997 \text{ \AA}$, the average Ir2-O bond distance $d_{[\text{Ir}2-\text{O}]} = 2.013 \text{ \AA}$, and the average Ir-Ir distance $d_{[\text{Ir}-\text{Ir}]} = 2.7204(5) \text{ \AA}$ at $T = 100 \text{ K}$ and undergoes a sharp slope change at $T_S = 210 \text{ K}$ [Fig. 2(c)]. The fact that $d_{[\text{Ir}2-\text{O}]} > d_{[\text{Ir}1-\text{O}]}$ indicates that different oxidation states exist on the two Ir sites; that is, charge ordering occurs in this system. This is also consistent with the observation of two distinct IrO_6 octahedra volumes for the two inequivalent, octahedral Ir2 (Ir^{4+}) and Ir1 (Ir^{5+}) sites. The longer $d_{[\text{Ir}2-\text{O}]}$ is most likely due to the relatively large ionic radius r of Ir^{4+} ($r = 0.625$ and 0.570 \AA for Ir^{4+} and Ir^{5+} , respectively) and is assigned to the IrO_6 octahedra that are corner connected with the AlO_4 tetrahedra [Fig. 1(b)]. This is also consistent with the results of the band structure calculations justify the existence of the charge ordering [25], although it is not a complete one, which is common in transition-metal oxides [20]. A certain degree of order among the Ir^{4+} and Ir^{5+} ions in each dimer may already exist at room temperature; however, the anomalies in the lattice parameters (Fig. 2), electrical resistivity and dielectric constant (Fig. 3), and specific heat observed at $T_S = 210 \text{ K}$ (Fig. 6) signal an enhanced degree of order among the Ir^{4+} and Ir^{5+} ions, i.e., the formation of charge order. All Ir-O dimers are corner connected through AlO_4 tetrahedra, forming dimer chains along the b axis, but the dimer chains are not connected along the a and c axes [see Figs. 1(a) and 2(b)]. This peculiar structural characteristic generates weak intrachain interactions via long Ir-O-O-Ir pathways and very small interchain interactions due to the lack of pathways between chains, which makes the observed long-range orders particularly unusual. All six Ir-O bond lengths in each octahedron are unequal, but the noncubic crystal field generated by these distortions is not a significant perturbation when compared to the SOI, as discussed below.

IV. RESULTS AND DISCUSSION

We first argue for the existence of charge order, which has important implications for the physical properties of $\text{Ba}_5\text{Allr}_2\text{O}_{11}$. The electrical resistivity ρ_b along the dimer chain direction increases by nearly nine orders of magnitude when temperature is lowered from 750 K ($10^2 \Omega \text{ cm}$) to 80 K [$10^{11} \Omega \text{ cm}$; Fig. 3(a)]. More importantly, ρ_b exhibits a distinct slope change near $T_S = 210 \text{ K}$ and follows an activation law reasonably well (better than power laws) in a temperature range of 200–750 K, which yields an activation energy gap $\Delta_a \approx 0.57 \text{ eV}$ [inset in Fig. 3(a)]. The more rapid increase in ρ_b below $T_S = 210 \text{ K}$ indicates the charge-order transition is accompanied by increased localization of electronic states, as shown in Fig. 3(a). The dielectric constant $\varepsilon(T)$ and specific heat $C(T)$ (discussed below) are also consistent with a bulk transition to long-range order at T_S .

The charge-ordered state we envision inevitably leads to formation of an electric dipole in each dimer. These electrical dipoles are parallel to each other *within* each dimer chain but are expected to orient antiparallel *between* dimer chains in order to minimize electrical energy, as schematically

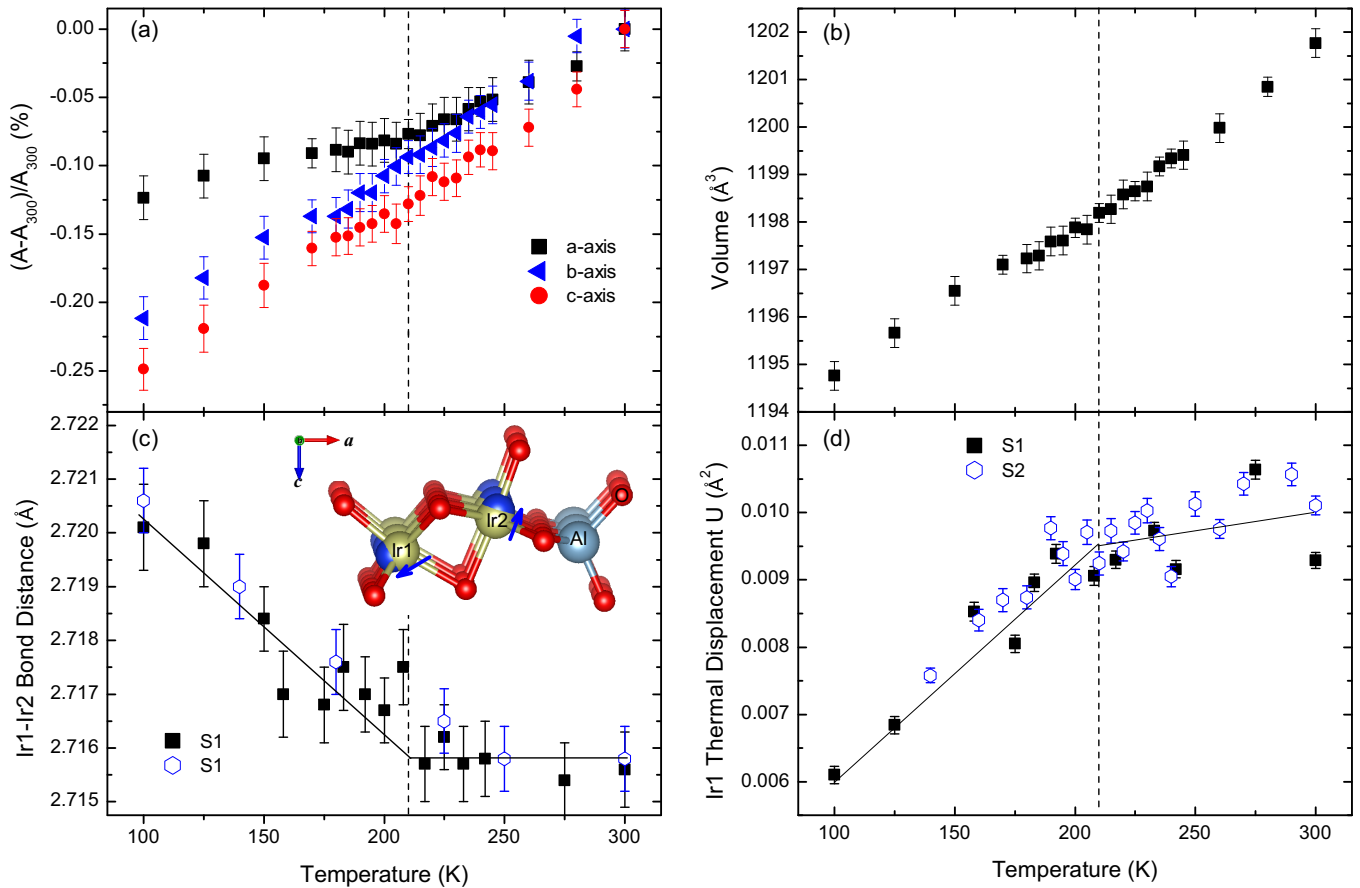


FIG. 2. (Color online) The temperature dependence of the lattice parameters of single-crystal $\text{Ba}_5\text{AlIr}_2\text{O}_{11}$: (a) the a axis, b axis, and c axis ($A = a, b, \text{ or } c$ axis; A_{300} = the lattice parameter at 300 K), (b) the unit cell V , (c) the Ir1-Ir2 distance (S1 = sample 1 and S2 = sample 2), and (d) the thermal displacement U for $90 \text{ K} < T < 300 \text{ K}$. Note the pronounced changes at $T_S = 210 \text{ K}$ in the Ir1-Ir2 distance and thermal displacement U .

illustrated in Fig. 4 (red arrows). This also explains the unusually large peak in dielectric response near $T_S = 210 \text{ K}$, as shown in Fig. 3(b); the real parts $\epsilon'_a(T)$ and $\epsilon'_b(T)$ of the a -axis and b -axis dielectric constants, respectively, rise by two orders of magnitude and peak near T_S due to lattice softening, an inevitable consequence of the structural phase transition. The observed strong peak in both $\epsilon'_a(T)$ and $\epsilon'_b(T)$ is stronger than that of well-known ferroelectrics such as BaMnF_4 , BiMnO_3 , HoMnO_3 , and YMnO_3 [26–28]. In addition, two weaker anomalies occur near 130 and 30 K [inset in Fig. 3(b)]. The rapid decrease in $\epsilon'_b(T)$ below 30 K implies the lattice stiffens as long-range magnetic order is approached at $T_M = 4.5 \text{ K}$, as discussed below. Both $\epsilon'_a(T)$ and $\epsilon'_b(T)$ exhibit strong frequency dependences that can signal relaxor behavior.

Given the quasi-one-dimensional nature of the crystal structure of $\text{Ba}_5\text{AlIr}_2\text{O}_{11}$, it is reasonable that three-dimensional correlations necessary for magnetic order are established at the rather low temperature $T_M = 4.5 \text{ K}$. The b -axis magnetization M_b exhibits a peak at T_M , whereas the a - and c -axis magnetizations, M_a and M_c , rise below T_M [Fig. 5(a)]. There is no discernible anomaly near T_S (see inset in Fig. 5). The observed large magnetic anisotropy indicates that the SOI is significantly stronger than any possible noncubic crystal field due to the distortions in dimers, which would alter the effect of SOI, resulting in more isotropic magnetic behavior. We propose that

the magnetic moments are aligned ferromagnetically within each dimer chain but antiferromagnetically between dimer chains to minimize magnetic dipole energy (see Fig. 4, black arrows). It needs to be pointed out that Fig. 4 is a simplified illustration, as it does not include possible canting of the magnetic moments. The fact that M_a is greater than M_c , as evidenced in Fig. 5(a), suggests that the canting may be more tilted towards the a axis than the c axis. Nevertheless, it is curious that the magnetic susceptibility χ_b along the b axis systematically decreases with applied field below T_M [see Fig. 5(b)], indicating enhanced antiferromagnetic compensation or reduced moment fluctuations along the dimer chain direction. Moreover, the magnetic transition shifts only slightly in strong magnetic fields up to 12 T [Fig. 5(b)], which contrasts with the conventional expectation that a 12-T magnetic field should be strong enough to completely suppress $T_M (= 4.5 \text{ K}$ at zero field). This behavior is also evidenced in the heat-capacity data obtained at a magnetic field of 9 T discussed below. Nevertheless, T_M is more susceptible to hydrostatic pressure and shifts from 4.5 K at ambient pressure to 5 K at 8.2 kbar at the substantial rate of 0.61 K/GPa [see Fig. 5(c)], implying an enhanced magnetic interaction between the $5d$ electrons and a magnetoelastic effect. The weak field dependence coupled with the substantial pressure dependence of T_M constitutes noteworthy characteristics of this dimer chain system.

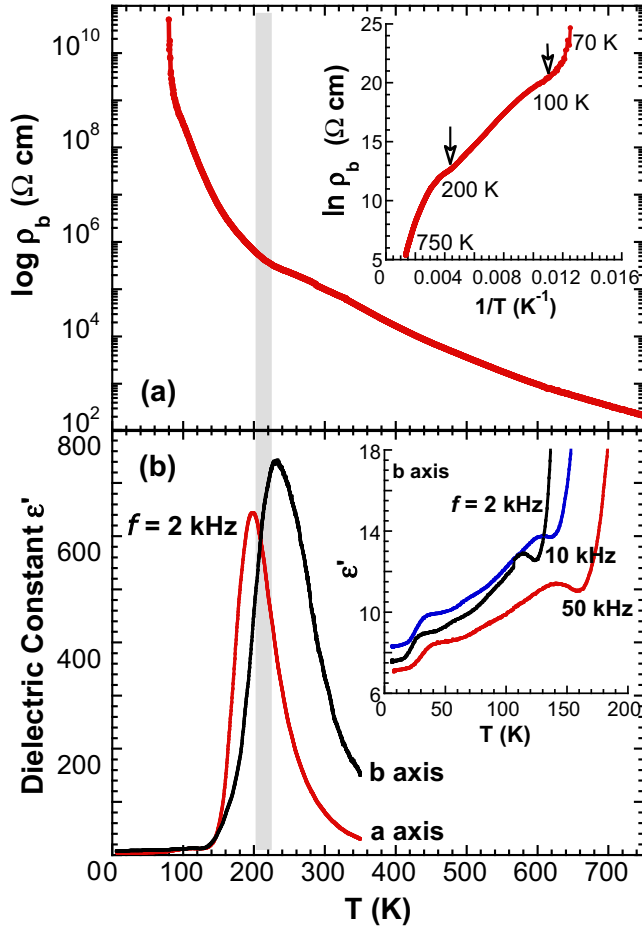


FIG. 3. (Color online) Temperature dependence of (a) the b -axis electrical resistivity ρ_b and (b) the dielectric constant for the a axis and b axis, ϵ'_a and ϵ'_b , respectively. The inset in (a) shows $\ln \rho_b$ vs $1/T$; the inset in (b) shows ϵ'_b vs. T for lower temperatures.

Data fits to the Curie-Weiss law for $50 < T < 320$ K yield a Curie-Weiss temperature $\theta_{CW} = -14$ K and effective moment $\mu_{\text{eff}} = 1.04\mu_B/\text{dimer}$, much smaller than the value $3.88\mu_B$

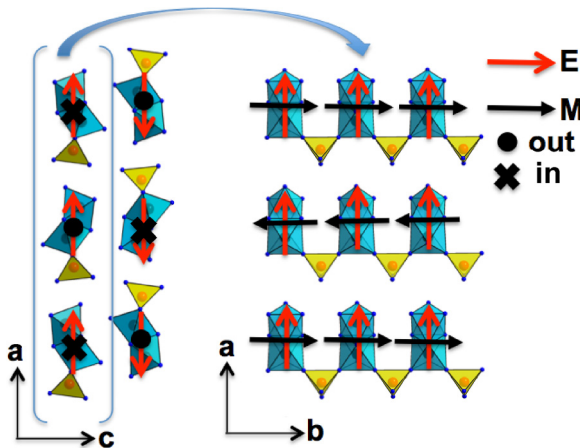


FIG. 4. (Color online) A sketch of the proposed configurations of electrical dipoles (E , red arrows) and magnetic moments (M , black arrows) for (left) the ac plane and (right) the ab plane based on the data collected for this study. This is a simplified illustration that does not include possible magnetic moment canting.

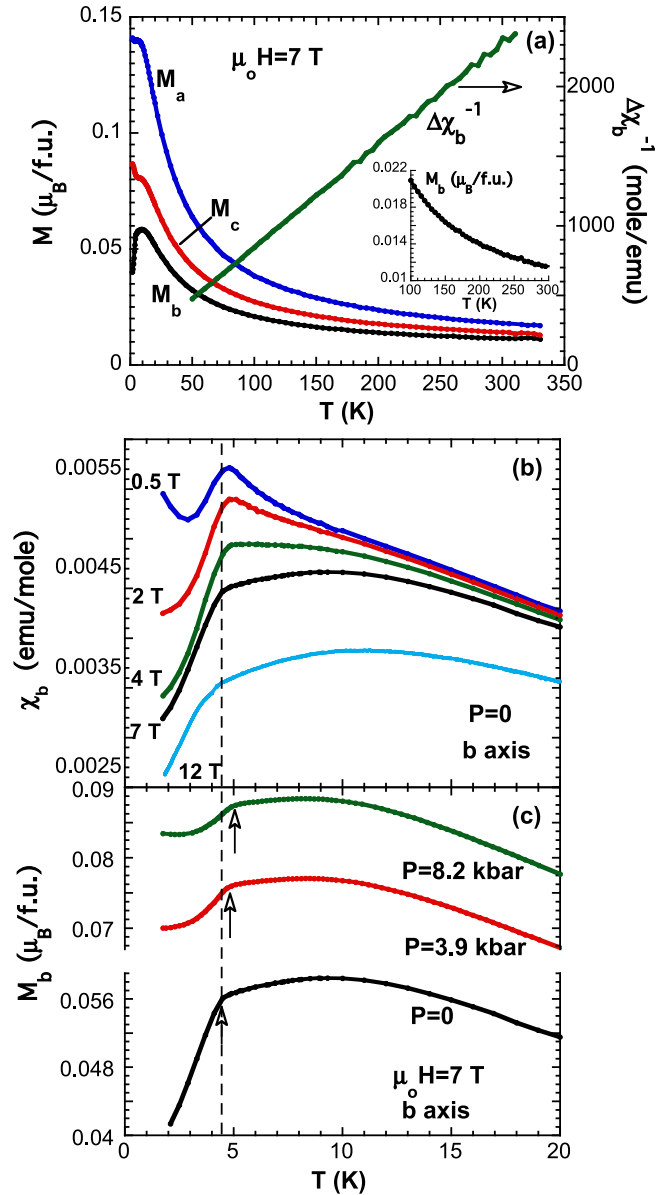


FIG. 5. (Color online) Temperature dependence of (a) the magnetization for the a , b , and c axes, M_a , M_b , and M_c , at $\mu_0 H = 7$ T, (b) the b -axis magnetic susceptibility χ_b at various fields, and (c) M_b at various pressures and $\mu_0 H = 7$ T. The inset shows enlarged M_b near T_S .

expected for an $S = 3/2$ system [see Fig. 5(a)]. The negative θ_{CW} implies antiferromagnetic coupling, whereas the reduced μ_{eff} results from the joint effect of the SOI and electron hopping between the two Ir1 and Ir2 sites [25]. The onset of long-range magnetic order is also corroborated by a sharp λ peak in the specific heat $C(T)$ at $T_M = 4.5$ K, measured both at $\mu_0 H = 0$ and 9 T [see Fig. 6(a)], which is consistent with the magnetization behavior shown in Fig. 5(b). An analysis of the $C(T)$ data yields an entropy removal below T_M of approximately $1.00 \text{ J mole}^{-1} \text{ K}^{-1}$, which is well below the value $11.37 \text{ J mole}^{-1} \text{ K}^{-1}$ anticipated for an $S = 3/2$ system [Fig. 6(a)]. A portion of the magnetic entropy may be removed at higher temperatures by the transition at $T_S = 210$ K. Indeed, we observe a weak, but well-defined, anomaly in $C(T)$ near

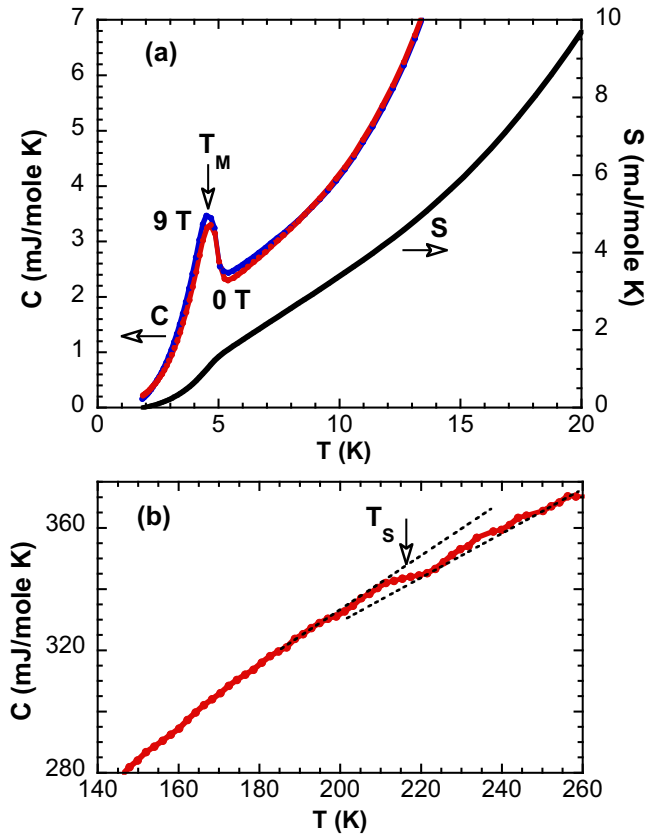


FIG. 6. (Color online) Temperature dependence of (a) the specific heat $C(T)$ at $\mu_0 H = 0$ and 9 T and entropy at $\mu_0 H = 0$ T (right scale) and (b) $C(T)$ for $140 \text{ K} < T < 300 \text{ K}$.

210 K, which decreases entropy, as shown in Fig. 6(b). This observation reinforces the remarkable trend that a very small entropy is removed at a well-defined magnetic transition in iridates studied so far [4,15,16,19].

Our *ab initio* calculations with the generalized gradient approximation (GGA; to be published elsewhere [25]) indicate that charge order is slightly more energetically favorable than the double-exchange state, although the charge order is incomplete (the charge disproportionation $\delta n_{\text{Ir1/Ir2}}$ is approximately 0.3 electron). This is consistent with an exotic ground state in which antiferromagnetic and charge order coexist. The calculations (including GGA + SOI) result in a total effective moment $\mu_{\text{eff}} \sim 1.04 \mu_{\text{B}}/\text{dimer}$ (compared to $2.0 \mu_{\text{B}}/\text{dimer}$ obtained in the GGA calculations without SOI), which is remarkably consistent with the experimental value discussed above and supports the importance of SOI. The combined effect of both SOI and electron hopping apparently

alters the delicate balance between the competing energies and, as a result, weakens the Hund's rule coupling J_H that tends to maximize the spin moment.

V. CONCLUSIONS

We have observed the coexisting charge and antiferromagnetic orders in a quasi-one-dimensional dimer system, $\text{Ba}_5\text{AlIr}_2\text{O}_{11}$. All our observations are consistent with a subtle ground state that is stabilized by an unusual interplay between charge disproportionation (due to the crystal structure), formation of molecular orbitals (due to strong covalency), a double-exchange mechanism (comparable J_H), and SOI.

While charge order is clearly manifested by the structural transition and anomalies in $\rho(T)$ and $C(T)$ at $T_S = 210 \text{ K}$ [Figs. 2, 3, and 6(b)], the charge disproportionation of ~ 0.3 electron is not fully developed but is sufficient to induce the strong anomalies observed in the dielectric constant (Fig. 3). The magnetic behavior at $T_M = 4.5 \text{ K}$ indicates an exotic, long-range order that is more sensitive to pressure than to magnetic fields (Fig. 5). It is plausible that the magnetic moments are aligned (along the b axis) ferromagnetically within each dimer chain but antiferromagnetically between dimer chains to minimize magnetic dipole energy (Fig. 4).

It is clear that a purely ionic model with strong SOI, which would support a $J = 1/2$ state in Ir^{4+} ($5d^5$) ions and $J = 0$ state in Ir^{5+} ($5d^4$) ions, is not entirely applicable here. The reduced total moment per dimer ($1.04 \mu_{\text{B}}/\text{dimer}$) is evidence of depressed double exchange. These observations suggest covalency plays a role in formation of singlet molecular orbitals among some of the d orbitals [25,29–32], but it alone cannot suppress Hund's rule coupling J_H or double exchange. Indeed, both covalency and the SOI conspire to suppress the double exchange in Ir dimers and to stabilize a magnetic state that lies “in between” $S = 3/2$ and $J = 1/2$. Thus the combined action of strong covalency and the SOI overcomes double exchange and stabilizes a novel magnetic state.

The dimer chain $\text{Ba}_5\text{AlIr}_2\text{O}_{11}$ provides a unique paradigm for the investigation of SOI in the $4d/5d$ transition-metal oxides, especially mixed-valent $4d$ and $5d$ systems.

ACKNOWLEDGMENTS

G.C. is thankful to Dr. R. Kaul and Dr. G. Jackeli for useful discussions. This work was supported by the National Science Foundation (USA) via Grant No. DMR-1265162, Russian Foundation of Basic Research via Grant No. 13-02-00374, and Civil Research and Development Foundation via program FSCX-14-61025-0. Work at ORNL was supported by DOE BES Office of Scientific User Facilities (F.Y.), and China Scholarship Council (J.C.W.).

- [1] B. J. Kim, H. Jin, S. J. Moon, J.-Y. Kim, B.-G. Park, C. S. Leem, J. Yu, T. W. Noh, C. Kim, S.-J. Oh, V. Durairai, G. Cao, and J.-H. Park, *Phys. Rev. Lett.* **101**, 076402 (2008).
- [2] S. J. Moon, H. Jin, K. W. Kim, W. S. Choi, Y. S. Lee, J. Yu, G. Cao, A. Sumi, H. Funakubo, C. Bernhard, and T. W. Noh, *Phys. Rev. Lett.* **101**, 226402 (2008).

- [3] B. J. Kim, H. Ohsumi, T. Komesu, S. Sakai, T. Morita, H. Takagi, and T. Arima, *Science* **323**, 1329 (2009).
- [4] G. Cao and L. E. DeLong, *Frontiers of 4d- and 5d-Transition Metal Oxides* (World Scientific, Singapore, 2013).
- [5] G. Cao, J. Bolivar, S. McCall, J. E. Crow, and R. P. Guertin, *Phys. Rev. B* **57**, R11039 (1998).

- [6] G. Cao, J. E. Crow, R. P. Guertin, P. Henning, C. C. Homes, M. Strongin, D. N. Basov, and E. Lochner, *Solid State Commun.* **113**, 657 (2000).
- [7] G. Cao, Y. Xin, C. S. Alexander, J. E. Crow, and P. Schlottmann, *Phys. Rev. B* **66**, 214412 (2002).
- [8] G. Cao, V. Durairaj, S. Chikara, S. Parkin, and P. Schlottmann, *Phys. Rev. B* **75**, 134402 (2007).
- [9] G. Cao, S. Chikara, X. N. Lin, E. Elhami, and V. Durairaj, *Phys. Rev. B* **69**, 174418 (2004).
- [10] O. B. Korneta, S. Chikara, L. E. DeLong, P. Schlottmann, and G. Cao, *Phys. Rev. B* **81**, 045101 (2010).
- [11] G. Cao, T. F. Qi, L. Li, J. Terzic, V. S. Cao, S. J. Yuan, M. Tovar, G. Murthy, and R. K. Kaul, *Phys. Rev. B* **88**, 220414(R) (2013).
- [12] F. Ye, S. Chi, H. Cao, B. Chakoumakos, J. A. Fernandez-Baca, R. Custelcean, T. Qi, O. B. Korneta, and G. Cao, *Phys. Rev. B* **85**, 180403(R) (2012).
- [13] F. Ye, S. Chi, B. C. Chakoumakos, J. A. Fernandez-Baca, T. Qi, and G. Cao, *Phys. Rev. B* **87**, 140406(R) (2013).
- [14] D. Haskel, G. Fabbris, M. Zhernenkov, M. van Veenendaal, P. Kong, C. Jin, and G. Cao, *Phys. Rev. Lett.* **109**, 027204 (2012).
- [15] S. Chikara, O. Korneta, W. P. Crummett, L. E. DeLong, P. Schlottmann, and G. Cao, *Phys. Rev. B* **80**, 140407(R) (2009).
- [16] L. Li, P. P. Kong, T. F. Qi, C. Q. Jin, S. J. Yuan, L. E. DeLong, P. Schlottmann, and G. Cao, *Phys. Rev. B* **87**, 235127 (2013).
- [17] G. Khaliullin, *Phys. Rev. Lett.* **111**, 197201 (2013).
- [18] G. Chen, L. Balents, and A. P. Schnyder, *Phys. Rev. Lett.* **102**, 096406 (2009).
- [19] G. Cao, T. F. Qi, L. Li, J. Terzic, S. J. Yuan, L. E. DeLong, G. Murthy, and R. K. Kaul, *Phys. Rev. Lett.* **112**, 056402 (2014).
- [20] D. I. Khomskii, *Transition Metal Compounds* (Cambridge University Press, Cambridge, 2014).
- [21] C. Zener, *Phys. Rev.* **82**, 403 (1951).
- [22] Y. A. Izyumov and Yu. N. Skryabin, *Phys. Usp.* **44**, 109 (2001).
- [23] J. Rodriguez-Carvajal, *Physica B (Amsterdam, Neth.)* **192**, 55 (1993).
- [24] C. H. Lang and H. K. Muller-Buschbaum, *Z. Anorg. Allg. Chem.* **568**, 29 (1989).
- [25] S. V. Streltsov, J. Terzic, J. C. Wang, Feng Ye, W. H. Song, S. J. Yuan, S. Aswartham, D. I. Khomskii, and G. Cao [Phys. Rev. Lett. (to be published)] (2015).
- [26] J. F. Scott, *Phys. Rev. B* **16**, 2329 (1977).
- [27] T. Kimura, S. Kawamoto, I. Yamada, M. Azuma, M. Takano, and Y. Tokura, *Phys. Rev. B* **67**, 180401(R) (2003).
- [28] B. Lorenz, Y. Q. Wang, Y. Y. Sun, and C. W. Chu, *Phys. Rev. B* **70**, 212412 (2004).
- [29] S. V. Streltsov and D. I. Khomskii, *Phys. Rev. B* **89**, 161112(R) (2014).
- [30] V. I. Anisimov, I. A. Nekrasov, D. E. Kondakov, T. M. Rice, and M. Sgrist, *Eur. Phys. J. B* **25**, 191 (2002).
- [31] A. Koga, N. Kawakami, T. Rice, and M. Sgrist, *Phys. Rev. Lett.* **92**, 216402 (2004).
- [32] L. De'Medici, A. Georges, and S. Biermann, *Phys. Rev. B* **72**, 205124 (2005).