



4-7-2013


Testing Integrated Primary Care and Public Health Models for Prevention Delivery

Glen P. Mays

University of Kentucky, glen.mays@cuanschutz.edu

Right click to open a feedback form in a new tab to let us know how this document benefits you.

Follow this and additional works at: https://uknowledge.uky.edu/hsm_present

 Part of the [Econometrics Commons](#), [Health and Medical Administration Commons](#), [Health Economics Commons](#), [Health Policy Commons](#), [Health Services Administration Commons](#), and the [Health Services Research Commons](#)

Repository Citation

Mays, Glen P., "Testing Integrated Primary Care and Public Health Models for Prevention Delivery" (2013). *Health Management and Policy Presentations*. 27.

https://uknowledge.uky.edu/hsm_present/27

This Presentation is brought to you for free and open access by the Health Management and Policy at UKnowledge. It has been accepted for inclusion in Health Management and Policy Presentations by an authorized administrator of UKnowledge. For more information, please contact UKnowledge@sv.uky.edu.

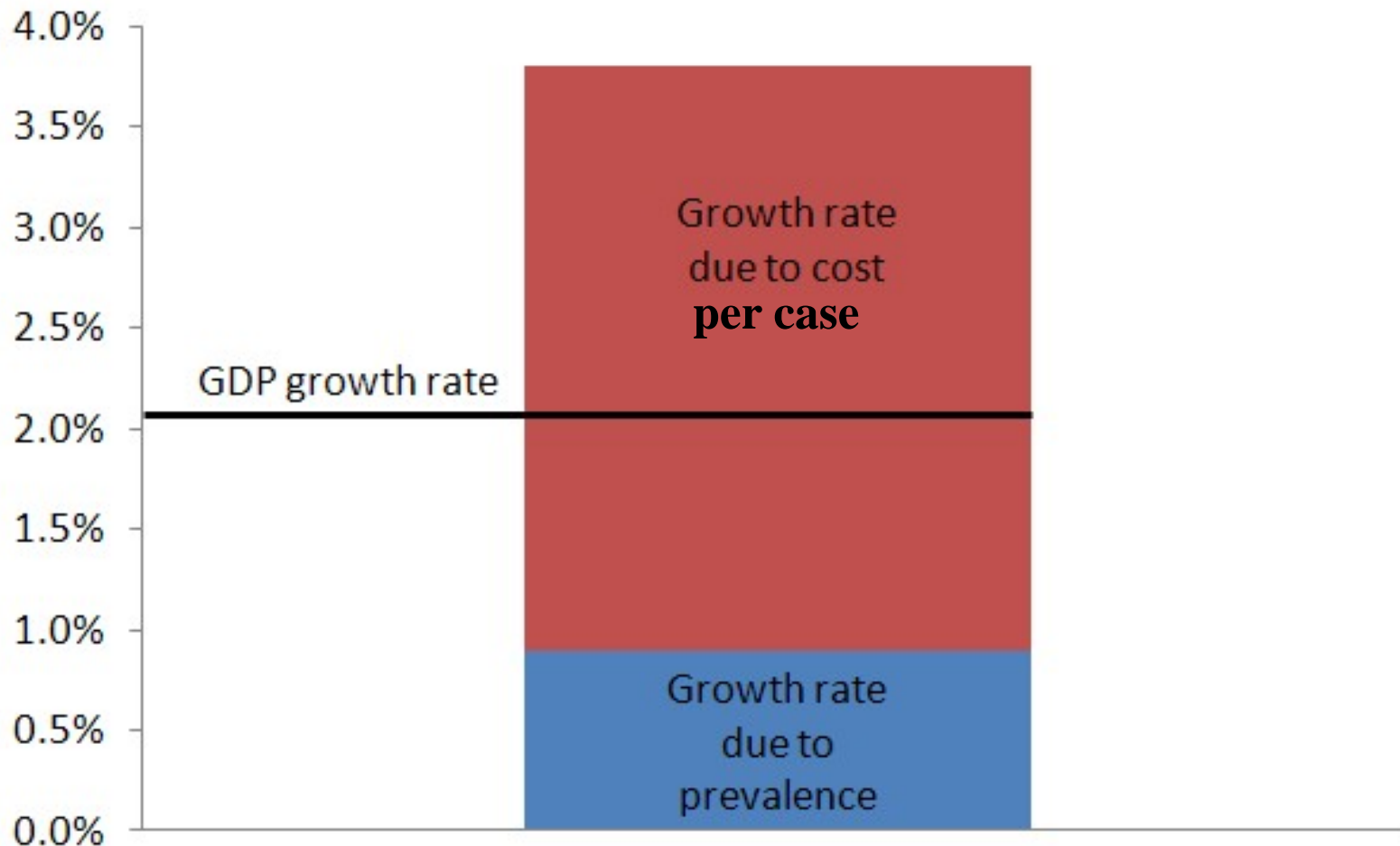
Testing Integrated Primary Care and Public Health Models for Prevention Delivery

Glen Mays, PhD, MPH
University of Kentucky

glen.mays@uky.edu

Factors driving growth in medical spending

Health spending growth rate 1996-2006




Factors driving growth in medical spending

- ✦ Unmet social needs have large effects on medical resource use and health outcomes
- ✦ Most primary care physicians lack confidence in their capacity to address unmet social needs
- ✦ Linking people to needed health and social support services is a core public health function

2012 Institute of Medicine Recommendations

- ◆ Use NIH Clinical and Translational Science Awards to evaluate existing and new local and regional models of primary care and public health integration
- ◆ Encourage adoption and diffusion of successful models through CDC, HRSA, and CMS funding
- ◆ Explore expanded use of community health worker models
- ◆ Incorporate models for effective health information exchange

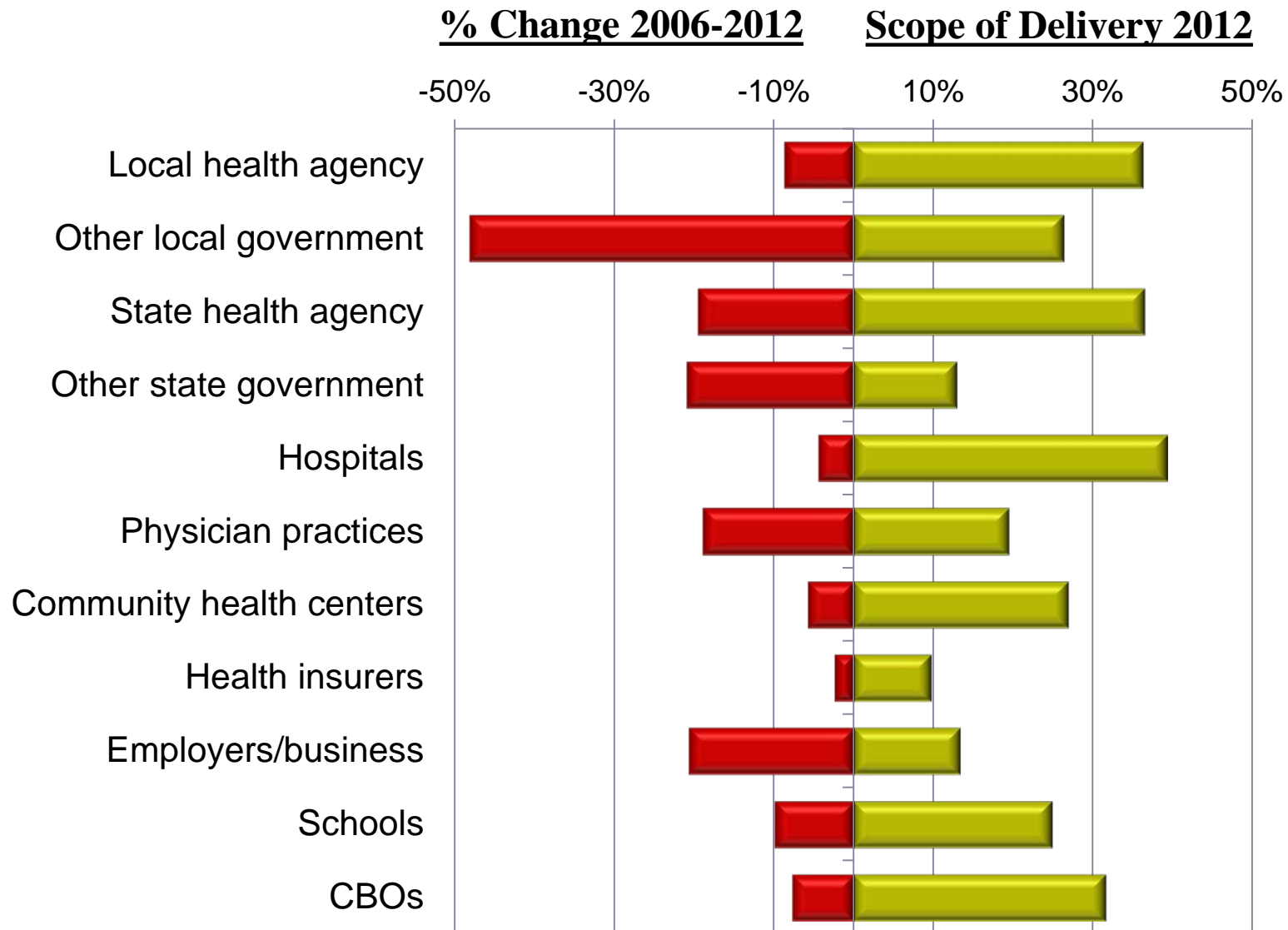


Institute of Medicine. Primary Care and Public Health: Exploring Integration to Improve Population Health. Washington, DC: National Academies Press; 2012.

Stimuli in the Affordable Care Act

- ◆ \$10 billion Prevention & Public Health Fund
- ◆ CMMI demonstration programs
- ◆ Medicaid Health Home pilots
- ◆ CDC community health worker program
- ◆ Enhanced IRS requirements for hospital community benefits
- ◆ CMS focus on hospital readmission prevention

The national picture: organizations contributing to public health delivery



Leading models of integration

Summary Of Features And Components For Models Linking Medical Care And Social Support Services

| | VBH | SCO | CCP | Mercy | GRACE | CMP | EDPP |
|------------------------------------------------------------------|-----|-----|-----|-------|-------|-----|------|
| INTERVENTION PROCESS | | | | | | | |
| Baseline health assessment | • | • | • | • | • | • | • |
| Social assessment | • | • | • | • | • | • | • |
| Individualized care plan | • | • | • | • | • | • | • |
| Interdisciplinary care team | • | • | • | • | • | • | • |
| Specialized intervention protocols | • | | | | • | • | • |
| Specialized training for service providers | • | • | • | • | • | | |
| Ongoing monitoring | • | • | • | • | • | • | |
| Coaching in self-management | • | | • | • | • | • | • |
| Link to or communication with primary care physician or practice | • | • | • | • | • | • | • |
| Use of electronic health records | • | • | • | • | • | • | • |
| SERVICE | | | | | | | |
| Case management | • | • | • | • | • | • | • |
| Medication management | • | • | • | • | • | • | • |
| Mental health services | • | • | | | • | | • |
| Referral to or arrangement for social or supportive services | • | • | • | • | • | • | • |
| Referral to or arrangement for medical services | • | • | • | • | • | • | • |
| Caregiver support | | | | | • | | • |

Gayle Shier, Michael Ginsburg, Julianne Howell, Patricia Volland and Robyn Golden
 Strong Social Support Services, Such As Transportation And Help For Caregivers,
 Can Lead To Lower Health Care Use And Costs

Health Affairs, 32, no.3 (2013):544-551

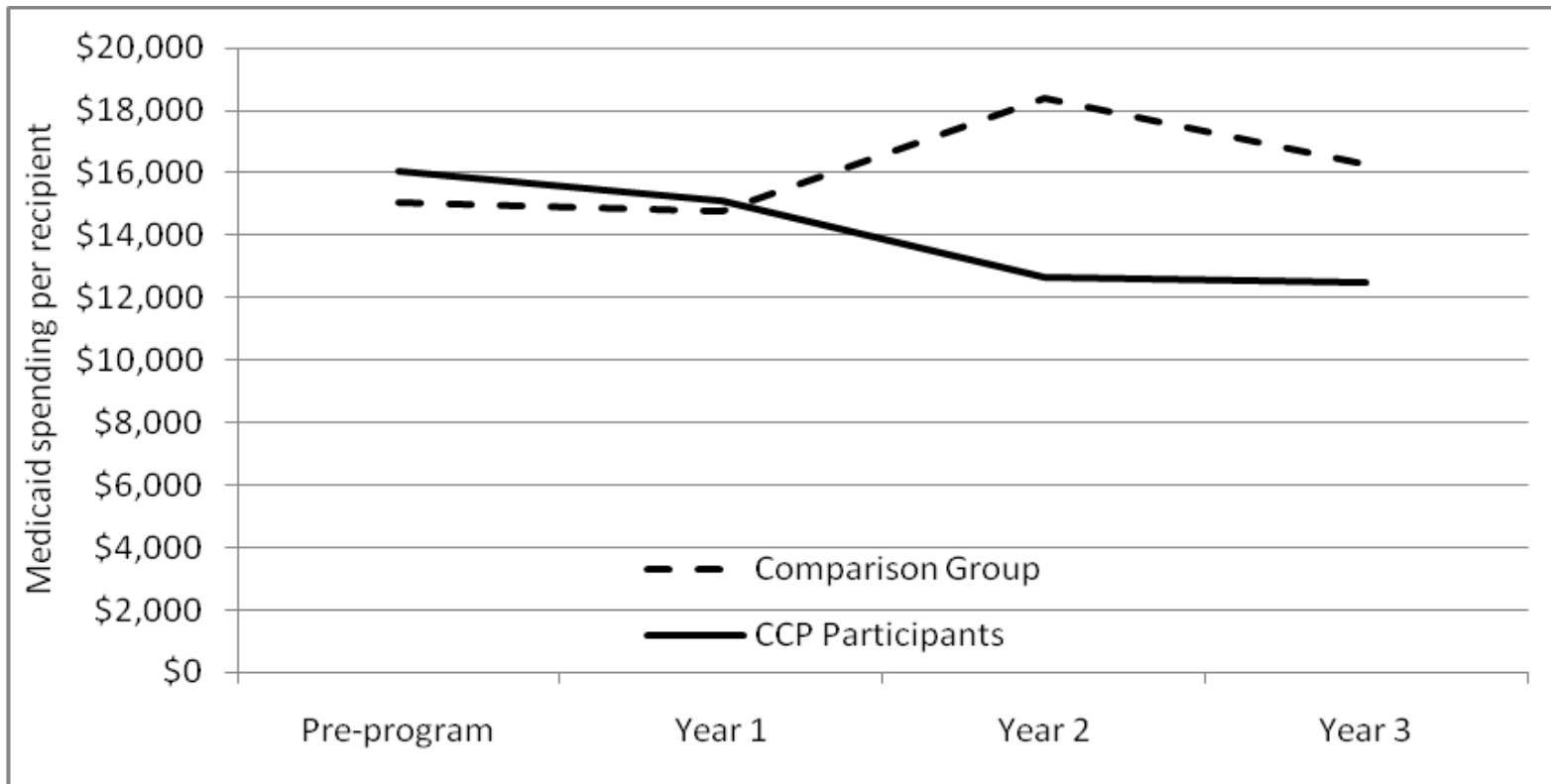
Leading models of integration

By Holly C. Felix, Glen P. Mays, M. Kathryn Stewart, Naomi Cottoms, and Mary Olson

THE CARE SPAN

Medicaid Savings Resulted When Community Health Workers Matched Those With Needs To Home And Community Care

HealthAffairs



A new research opportunity for CTSAs and PBRNs

2013 Request for Proposals

Proposal Deadline: May 22, 2013

**STRENGTHENING TRANSLATIONAL RESEARCH IN PUBLIC HEALTH: COLLABORATING
WITH CLINICAL AND TRANSLATIONAL SCIENCE AWARD (CTSA) INSTITUTIONS**

A new research opportunity for CTSAs and PBRNs

- ✦ Develop and pilot an integration strategy
- ✦ Develop metrics and data sources for evaluation of processes and outcomes
- ✦ Acquire preliminary data for larger AHRQ or PICORI study

For More Information



Supported by The Robert Wood Johnson Foundation

Glen P. Mays, Ph.D., M.P.H.
glen.mays@uky.edu

Email: publichealthPBRN@uky.edu
Web: www.publichealthsystems.org
Journal: www.FrontiersinPHSSR.org
Research archive: http://works.bepress.com/glen_mays



University of Kentucky College of Public Health
Lexington, KY