



University Medical Center Groningen

## University of Groningen

### Deep Learning Policy Quantization

van de Wolfshaar, Jos; Wiering, Marco; Schomaker, Lambertus

*Published in:*

Proceedings of the 10th International Conference on Agents and Artificial Intelligence

*DOI:*

[10.5220/0006592901220130](https://doi.org/10.5220/0006592901220130)

**IMPORTANT NOTE: You are advised to consult the publisher's version (publisher's PDF) if you wish to cite from it. Please check the document version below.**

*Document Version*

Publisher's PDF, also known as Version of record

*Publication date:*

2018

[Link to publication in University of Groningen/UMCG research database](#)

*Citation for published version (APA):*

van de Wolfshaar, J., Wiering, M., & Schomaker, L. (2018). Deep Learning Policy Quantization. In Proceedings of the 10th International Conference on Agents and Artificial Intelligence (pp. 122-130). SciTePress. <https://doi.org/10.5220/0006592901220130>

#### Copyright

Other than for strictly personal use, it is not permitted to download or to forward/distribute the text or part of it without the consent of the author(s) and/or copyright holder(s), unless the work is under an open content license (like Creative Commons).

#### Take-down policy

If you believe that this document breaches copyright please contact us providing details, and we will remove access to the work immediately and investigate your claim.

Downloaded from the University of Groningen/UMCG research database (Pure): <http://www.rug.nl/research/portal>. For technical reasons the number of authors shown on this cover page is limited to 10 maximum.

# Deep Learning Policy Quantization

Jos van de Wolfshaar, Marco Wiering and Lambert Schomaker\*

*Institute of Artificial Intelligence and Cognitive Engineering, University of Groningen, The Netherlands*

**Keywords:** Reinforcement Learning, Deep Learning, Learning Vector Quantization, Nearest Prototype Classification, Deep Reinforcement Learning, Actor-Critic.

**Abstract:** We introduce a novel type of actor-critic approach for deep reinforcement learning which is based on learning vector quantization. We replace the softmax operator of the policy with a more general and more flexible operator that is similar to the robust soft learning vector quantization algorithm. We compare our approach to the default A3C architecture on three Atari 2600 games and a simplistic game called Catch. We show that the proposed algorithm outperforms the softmax architecture on Catch. On the Atari games, we observe a nonunanimous pattern in terms of the best performing model.

## 1 INTRODUCTION

Deep reinforcement learning (DRL) is the marriage between deep learning (DL) and reinforcement learning (RL). Combining the two enables us to create self-learning agents that can cope with complex environments while using little or no feature engineering. In DRL systems, the salient features in the data are extracted implicitly by a deep neural network (DNN). After the first major successes in DRL with deep Q-learning (Mnih et al., 2013; Mnih et al., 2015), many alternative approaches have been explored which are well summarized in (Li, 2017).

On a coarse-grained level, decision making as done by RL agents can be related to classification. One particular class of classification algorithms is known as nearest prototype classification (NPC). The most prominent NPC algorithm is learning vector quantization (LVQ) (Kohonen, 1990; Kohonen, 1995; Kohonen et al., 1996). As opposed to linearly separating different kinds of inputs in the final layer of a neural network, LVQ chooses to place possibly multiple prototype vectors in the input space  $\mathcal{X}$ . Roughly speaking, a new input  $\vec{x}$  is then classified by looking at the nearest prototypes in  $\mathcal{X}$ . This particular classification scheme could in principle be used for reinforcement learning with some modifications. More specifically, we will look at how it can be used to frame the agent's decision making as an LVQ problem. In

that case, the prototypes will be placed in a feature space  $\mathcal{H} \subseteq \mathbb{R}^n$  in which we compare the prototypes to nearby hidden activations  $\vec{h}$  of a DNN.

Recently, the asynchronous advantage actor-critic (A3C) algorithm was introduced. The actor-critic algorithm uses a softmax operator to construct its policy approximation. In this paper, we explore an alternative policy approximation method which is based on LVQ (Kohonen, 1990; Kohonen, 1995; Kohonen et al., 1996). We accomplish this by replacing the softmax operator with a *learning policy quantization* (LPQ) layer. In principle, the proposed method allows for a more sophisticated separation of the feature space. This, in turn, could yield a superior policy when compared to the separation that a softmax operator can accomplish.

We explore several variations to the LPQ layer and evaluate them on two different kinds of domains. The first domain is a self-implemented version of the Catch game (Mnih et al., 2014). The second domain consists of three Atari 2600 games. We show that the LPQ layer can yield better results on Catch, whereas the results on Atari 2600 are not unanimously in favor of any of the approaches.

We now provide an outline of this paper. First, we discuss relevant literature in Section 2. We then cover basic reinforcement learning definitions in Section 3. Then, we describe the workings of LPQ in Section 4. Our experiments are covered in Section 5. Finally, we reflect on the outcomes and we provide suggestions for future work on LPQ in Section 6.

\*This project has received funding from the European Union's Horizon 2020 research and innovation programme under grant agreement No 662189 (Mantis).

## 2 RELATED WORK

This section covers related work in the field of deep reinforcement learning. More specifically, we discuss the asynchronous advantage A3C algorithm and LVQ.

### 2.1 Asynchronous Advantage Actor-critic

Despite the significant successes that have been obtained through the usage of a DQN with different kinds of extensions, the replay memory itself has some disadvantages. First of all, a replay memory requires a large amount of computer memory. Second, the amount of computation per real interaction is higher and third, it restricts the applicable algorithms to be off-policy RL methods. In (Mnih et al., 2016), the authors introduce asynchronous algorithms for DRL. By running multiple agents in their own instance of the environment in parallel, one can decouple subsequent gradient updates, which fosters the stability of learning. This opens the way for on-policy methods such as Sarsa, n-step methods and actor-critic methods. Their best performing algorithm is the asynchronous advantage actor-critic method with n-step returns.

A major disadvantage of single step methods such as DQN is that in the case of a reward, only the value of the current state-action pair  $(s, a)$  is affected directly, whereas n-step methods directly incorporate multiple state-action pairs into a learning update. In (Mnih et al., 2016), it is shown that the A3C algorithm outperforms many preceding alternatives. Moreover, they explore the A3C model in other domains such as a Labyrinth environment which is made publicly available by (Beattie et al., 2016), the TORCS 3D car racing simulator (Wymann et al., 2000) and MuJoCo (Todorov et al., 2012) which is a physics simulator with continuous control tasks. The wide applicability of their approach supports the notion that A3C is a robust DRL method.

In (Jaderberg et al., 2016), it is shown that the performance of A3C can be substantially improved by introducing a set of auxiliary RL tasks. For these tasks, the authors defined pseudo-rewards that are given for *feature control* tasks and *pixel control* tasks. The inclusion of these auxiliary tasks yields an agent that learns faster. The authors show that reward prediction contributes most to the improvement over A3C, whereas pixel control had the least effect of improvement.

### 2.2 Learning Vector Quantization

LVQ algorithms were designed for supervised learning. They are mainly used for classification tasks. This section will briefly discuss LVQ and the most relevant features that inspired us to develop LPQ.

### 2.3 Basic LVQ

We assume we have some feature space  $\mathcal{H} \subseteq \mathbb{R}^n$ . Let  $\vec{h}$  be a feature vector of a sample in  $\mathcal{H}$ . Now given a set of prototypes  $\{\vec{w}_1, \vec{w}_2, \dots, \vec{w}_N\}$  and corresponding class assignments given by the function  $c: \mathcal{H} \mapsto \{0, 1, \dots, \#\text{classes} - 1\}$ , we update prototypes as follows:

$$\vec{w}_i \leftarrow \vec{w}_i + \eta(t)(\vec{h} - \vec{w}_i), \quad (1)$$

$$\vec{w}_j \leftarrow \vec{w}_j - \eta(t)(\vec{h} - \vec{w}_j), \quad (2)$$

where  $\vec{w}_i$  is the closest prototype of the same class as  $\vec{h}$  (so  $c(\vec{w}_i) = c(\vec{h})$ ), and  $\vec{w}_j$  is the closest prototype of another class (so  $c(\vec{w}_j) \neq c(\vec{h})$ ). Similar to the notation in (Kohonen, 1990), we use a learning rate schedule  $\eta(t)$ . In LVQ 2.1, these updates are only performed if the window condition is met, which is that  $\min\{d_i/d_j, d_j/d_i\} > \ell$ , where  $\ell$  is some predefined constant. Here  $d_i = d(\vec{w}_i, \vec{h})$  is the distance of the current vector  $\vec{h}$  to the prototype  $\vec{w}_i$ . The same distance function is used to determine which prototypes are closest.

Unseen samples are classified by taking the class label of the nearest prototype(s). Depending on the specific implementation, a single or multiple nearby prototypes might be involved. Note that the set of prototypes might be larger than the number of classes. This is different from a softmax operator, where the number of weight vectors (or prototypes) must correspond to the number of classes.

### 2.4 Generalized Learning Vector Quantization

One of the major difficulties with the LVQ 2.1 algorithm is that the prototypes can diverge, which eventually renders them completely useless for the classifier. Generalized learning vector quantization (GLVQ) was designed to overcome this problem (Sato and Yamada, 1996). Sato and Yamada define the following objective function to be minimized:

$$\sum_i \Phi(\mu_i) \quad \text{with} \quad \mu_i = \frac{d_+^{(i)} - d_-^{(i)}}{d_+^{(i)} + d_-^{(i)}}, \quad (3)$$

where  $\Phi : \mathbb{R} \mapsto \mathbb{R}$  is any monotonically increasing function,  $d_+^{(i)} = \min_{\vec{w}_i: c(\vec{w}_i) = c(\vec{h})} d(\vec{h}, \vec{w}_i)$  is the distance to the closest *correct* prototype and  $d_-^{(i)} = \min_{\vec{w}_i: c(\vec{w}_i) \neq c(\vec{h})} d(\vec{h}, \vec{w}_i)$  is the distance to the closest prototype with a *wrong* label. In (Sato and Yamada, 1996) it is shown that for certain choices for the distance function, the algorithm is guaranteed to converge.

## 2.5 Deep Learning Vector Quantization

Recently, (De Vries et al., 2016) proposed a deep LVQ approach in which the distance function is defined as follows:

$$d(\vec{h}, \vec{w}) = \|f(x; \vec{\theta}_\pi) - \vec{w}\|_2^2, \quad (4)$$

where  $f$  is a DNN with parameter vector  $\vec{\theta}_\pi$  and  $\vec{h} = f(\vec{x}; \vec{\theta}_\pi)$ . Their deep LVQ method serves as an alternative to the softmax function. The softmax function has a tendency to severely extrapolate such that certain regions in the parameter space attain high confidences for certain classes while there is no actual data that would support this level of confidence. Moreover, they propose to use the objective function as found in generalized LVQ. They show that a DNN with a GLVQ cost function outperforms a DNN with a softmax cost function. In particular, they show that their approach is significantly less sensitive to adversarial examples.

An important design decision is to no longer define prototypes in the input space but in the feature space. This saves forward computations for prototypes and can simplify the learning process as the feature space is generally a lower-dimensional representation compared to the input itself.

## 2.6 Robust Soft Learning Vector Quantization

Rather than having an all-or-nothing classification, class confidences can also be modelled by framing the set of prototypes as defining a density function over the input space  $\mathcal{X}$ . This is the idea behind robust soft learning vector quantization (RSLVQ) (Seo and Obermayer, 2003).

# 3 REINFORCEMENT LEARNING BACKGROUND

In this paper we consider reinforcement learning problems in which an agent must behave optimally in

a certain environment (Sutton and Barto, 1998). The environment defines a reward function  $\mathcal{R} : \mathcal{S} \mapsto \mathbb{R}$  that maps *states* to scalar rewards. The state space consists of all possible scenarios in the Atari games. This implies that we are dealing with a *discrete* state space. In each state, the agent can pick an action  $a$  from a discrete set  $\mathcal{A}$ . We say that an optimal agent maximizes its expected cumulative reward. The cumulative reward of a single *episode* is also known as the *return*  $G_t = \sum_{k=0}^{\infty} \gamma^k R_{t+k}$ , where  $R_t$  is the reward obtained at time  $t$ . An episode is defined by a sequence of states, actions and rewards. An episode ends whenever a *terminal state* is reached. For Atari games, a typical terminal state is when the agent is out of lives or when the agent has completed the game. An agent's policy  $\pi : \mathcal{S} \times \mathcal{A} \mapsto [0, 1]$  assigns probabilities to all state-action pairs.

The state-value function  $V^\pi(s)$  gives the expected reward for being in state  $s$  and following policy  $\pi$  afterwards. The optimal value function  $V^*(s)$  maximizes this expectation. The state-action value function  $Q^\pi(s, a)$  gives the expected reward for being in state  $s$ , taking action  $a$  and following  $\pi$  afterwards. The optimal state-action value function maximizes this expectation. The optimal policy maximizes the state-value function at all states.

For reinforcement learning with video games, the number of different states can grow very large due to the high dimensionality of the environment. Therefore, we require function approximators that allow us to generalize knowledge from similar states to unseen situations. The function approximators can be used to approximate the optimal value functions or to approximate the optimal policy directly. In deep reinforcement learning, these function approximators are DNNs, which are typically more difficult to train robustly than linear function approximators (Tsitsiklis et al., 1997).

The A3C algorithm is a policy-based model-free algorithm. This implies that the agent learns to behave optimally through actual experience. Moreover, the network directly parameterizes the policy, so that we do not require an additional mechanism like  $\epsilon$ -greedy exploration to extract a policy. Like any other actor-critic method, A3C consists of an actor that approximates the policy with  $\pi(s, a; \vec{\theta}_\pi)$  and a critic that approximates the value with  $V(s; \vec{\theta}_V)$ . In the case of A3C, both are approximated with a single DNN. In other words, the hidden layers of the DNN are shared between the actor and the critic. We provide a detailed description of the A3C architecture in Section 5.2.

## 4 LEARNING POLICY QUANTIZATION

This section introduces a new kind of actor-critic algorithm: learning policy quantization (LPQ). It draws inspiration from LVQ (Kohonen, 1990; Kohonen, 1995; Kohonen et al., 1996). LVQ is a supervised classification method in which some feature space  $\mathcal{H}$  is populated by a set of prototypes  $\mathcal{W} = \{\vec{w}_i\}_{i=1}^W$ . Each prototype belongs to a particular class so that  $c(\vec{w}_i)$  gives the class belonging to  $\vec{w}_i$ .

To a certain extent, the parameterized policy of a DNN in A3C, denoted  $\pi(s, a; \vec{\theta}_\pi)$ , draws some parallels with a DNN classifier. In both cases, there is a certain notion of confidence toward a particular class label (or action) and both are often parameterized by a softmax function. Moreover, both can be optimized through gradient descent. We will now generalize the actor’s output to be compatible with an LVQ classification scheme. Let us first rephrase the softmax function as found in the standard A3C architecture:

$$\pi(s, a; \vec{\theta}_\pi) = \frac{\exp(\vec{w}_a^\top h_{L-1} + b_a)}{\sum_{a'} \exp(\vec{w}_{a'}^\top h_{L-1} + b_{a'})}, \quad (5)$$

where  $h_{L-1}$  is the activation of the last hidden layer,  $b_a$  is a bias for action  $a$  and  $\vec{w}_a$  is the weight vector for action  $a$ . Now consider the more general definition:

$$\pi(s, a; \vec{\theta}_\pi) = \frac{\sum_{i:c(\vec{w}_i)=a} \exp(\zeta(\vec{w}_i, h_{L-1}))}{\sum_j \exp(\zeta(\vec{w}_j, h_{L-1}))}, \quad (6)$$

where  $\zeta$  is a *similarity function*. Now, we allow multiple prototypes to belong to the same action by summing the corresponding exponentialized similarities. In this form, the separation of classes in the feature space can be much more sophisticated than a normal softmax operator. We have chosen to apply such exponential normalization similar to a softmax function which makes the output similar to RSLVQ (Seo and Obermayer, 2003). This provides a clear probabilistic interpretation that has proven to work well for supervised learning.

We also assess the LPQ equivalent of generalized LVQ. The generalized learning policy quantization (GLPQ) output is computed as follows:

$$\pi(s, a; \vec{\theta}_\pi) = \frac{\sum_{i:c(\vec{w}_i)=a} \exp\left(\tau \frac{\zeta_i - \zeta_i^\perp}{\zeta_i + \zeta_i^\perp}\right)}{\sum_j \exp\left(\tau \frac{\zeta_j - \zeta_j^\perp}{\zeta_j + \zeta_j^\perp}\right)} \quad (7)$$

$$= \frac{\sum_{i:c(\vec{w}_i)=a} \exp(\tau \mu_i)}{\sum_j (\tau \mu_j)}, \quad (8)$$

where we have abbreviated  $\zeta(\vec{w}_i, h_{L-1})$  with  $\zeta_i$  and where  $\zeta_i^\perp = \max_{j \neq i} \zeta_j$ . Using the closest prototypes of another class ( $\zeta_i^\perp$ ) puts more emphasis on

class boundaries. During our initial experiments, we quickly noticed that the temperature  $\tau$  was affecting the magnitude of the gradients significantly, which could lead to poor performance for values far from  $\tau = 1$ . We compensated for this effect by multiplying the policy loss used in gradient descent with a factor  $1/\tau$ . We will explain the importance of this  $\tau$  parameter in Section 4.2.

### 4.1 Attracting or Repelling without Supervision

Note that there is a subtle yet important difference in the definition of Equation (7) compared to the definition in Equation (3). We can no longer directly determine whether a certain prototype  $\vec{w}_a$  is *correct* as we do not have supervised class labels anymore.

The obvious question that comes to mind is: how should we determine when to move a prototype toward some hidden activation vector  $\vec{h}$ ? The answer is provided by the environment interaction and the critic. To see this, note that the policy gradient theorem (Sutton et al., 2000) already justifies the following:

$$\Delta \vec{\theta}_\pi \leftarrow \Delta \vec{\theta}_\pi - \nabla_{\vec{\theta}_\pi} \log \pi(a_t | s_t; \vec{\theta}_\pi) (G_t^{(n)} - V(s_t; \vec{\theta}_V)), \quad (9)$$

where  $G_t^{(n)} = \sum_{k=0}^{n-1} \gamma^k R_{t+k} + \gamma^n V(s_{t+n}; \vec{\theta}_V)$  is the  $n$ -step return obtained through environment interaction and  $V(s_t; \vec{\theta}_V)$  is the output of the critic. This expression accumulates the negative gradients of the actor’s parameter vector  $\vec{\theta}_\pi$ . When these negative gradients are plugged into a gradient *descent* optimizer such as RMSprop (Tieleman and Hinton, 2012), the resulting behavior is equivalent to gradient *ascent*, which is required for policy gradient methods. It is important to realize that all prototypes  $\vec{w}_a$  are included in the parameter vector  $\vec{\theta}_\pi$ . The factor  $(G_t^{(n)} - V(s_t; \vec{\theta}_V))$  is also known as the *advantage*. The advantage of a certain action  $a$  gives us the relative gain in expected return after taking action  $a$  compared to the expected return of state  $s_t$ . In other words, a positive advantage corresponds to a *correct* prototype, whereas a negative advantage would correspond to a *wrong* prototype. Intuitively, applying Equation (9) now corresponds to increasing the result of  $\mu_i$  (that is by attracting  $\vec{w}_i$  and repelling  $\vec{w}_i^\perp$ ) whenever the advantage is positive and decreasing the result of  $\mu_i$  (that is by repelling  $\vec{w}_i$  and attracting  $\vec{w}_i^\perp$ ) whenever the advantage is negative.

Hence, the learning process closely resembles that of GLVQ while we only modify the construction of  $\pi(s, a; \vec{\theta}_\pi)$ . Note that a similar argument can be made



for LPQ with respect to RSLVQ (Seo and Obermayer, 2003).

## 4.2 Temperature for GLPQ

An interesting property of the relative distance measure as given by  $\mu_i$ , is that it is guaranteed to be in the range  $[-1, 1]$ . Therefore, we can show that the maximum value of the actor’s output is:

$$\max \pi(s, a; \vec{\theta}_\pi) = \frac{\exp(2\tau)}{\exp(2\tau) + |\mathcal{A}| - 1}, \quad (10)$$

where we have assumed that each action has exactly  $k$  prototypes. Alternatively, one could determine what the temperature  $\tau$  should be given some desired maximum  $p$ :

$$\tau = \frac{1}{2} \ln \left( -\frac{p(|\mathcal{A}| - 1)}{p - 1} \right). \quad (11)$$

Hence, we can control the rate of stochasticity through the parameter  $\tau$  in a way that is relatively simple to interpret when looking at the value of  $p$ . For further explanation regarding Equations (10) and (11) see the Appendix. We will use Equation (11) to determine the exact value of  $\tau$ . In other words,  $\tau$  is not part of our hyperparameters, whereas  $p$  is part of it.

## 5 EXPERIMENTS

This section discusses the experiments that were performed to assess different configurations of LPQ. We first describe our experiment setup in terms of environments, models and hyperparameters. Finally, we present and discuss our results.

### 5.1 Environments

We have two types of domains. The first domain, Catch, is very simplistic and was mainly intended to find proper hyperparameter settings for LPQ, whereas the second domain, Atari, is more challenging.

#### 5.1.1 Catch

For testing and hyperparameter tuning purposes, we have implemented the game Catch as described in (Mnih et al., 2014). In our version of the game, the agent only has to catch a ball that goes down from top to bottom, potentially bouncing off walls. The world is a  $24 \times 24$  grid where the ball has a vertical speed of  $v_y = -1$  cell/s and a horizontal speed of  $v_x \in \{-2, -1, 0, 1, 2\}$ . If the agent catches the ball by moving a little bar in between the ball and the bottom




Figure 1: Screenshot of the Catch game that is used in our experiments.

of the world, the episode ends and the agent receives a reward of +1. If the agent misses the ball, the agent obtains a zero reward. With such a game, a typical run of the A3C algorithm only requires about 15 minutes of training time to reach a proper policy. For our experiments, we resize the  $24 \times 24$  world to have the size of  $84 \times 84$  pixels per frame. See Figure 1 for an impression of the game.

#### 5.1.2 The Arcade Learning Environment

To assess the performance of our proposed method in more complex environments, we also consider a subset of Atari games. The Arcade Learning Environment (Bellemare et al., 2013) is a programmatic interface to an Atari 2600 emulator. The agent receives a  $210 \times 160$  RGB image as a single frame. The observation is preprocessed by converting each frame to a grayscale image of  $84 \times 84$ . Each grayscale image is then concatenated with the 3 preceding frames, which brings the input volume at  $84 \times 84 \times 4$ . In between these frames, the agent’s action is repeated 4 times.

We have used the gym package (Brockman et al., 2016) to perform our experiments in the Atari domain. The gym package provides a high-level Python interface to the Arcade Learning Environment (Bellemare et al., 2013). For each game, we considered the version denoted XDeterministic-v4, where X is the name of the game. These game versions are available since version 0.9.0 of the gym package and should closely reflect the settings as used in most of the DRL research on Atari since (Mnih et al., 2013). We have run our experiments on Beam Rider, Breakout and Pong.

### 5.2 Models

In our experiments, we compare three types of agents. The first agent corresponds to the A3C FF agent of (Mnih et al., 2016), which has a feed-forward DNN. It is the only agent that uses the regular softmax operator, so we refer to it as A3C Softmax from hereon. The other two agents are A3C LPQ and A3C GLPQ,

which correspond to agents using the output operators as defined in Equation (6) and Equation (7) respectively. Note that the A3C FF agent forms the basis of our models, meaning that we use the exact same architecture for the hidden layers as in (Mnih et al., 2016). Only the output layers differ among the three models. The first convolutional layer has 32 kernels of size  $8 \times 8$  with strides  $4 \times 4$ , the second convolutional layer has 64 kernels of size  $4 \times 4$  with strides  $2 \times 2$  and the final layer is a fully connected layer with 256 units. All hidden layers use a ReLU nonlinearity (Nair and Hinton, 2010).

Learning takes place by accumulating the gradients in minibatches of  $t_{max}$  steps. The policy gradients are accumulated through Equation (9) minus an entropy factor  $\nabla_{\vec{\theta}_\pi} \beta H(\pi(s_i; \vec{\theta}_\pi))$  added to the right hand side. The  $\beta$  parameter controls the relative importance of the entropy. The entropy factor encourages the agent to explore (Williams and Peng, 1991).

The critic’s gradients are accumulated as follows:

$$\Delta \vec{\theta}_V \leftarrow \Delta \vec{\theta}_V + \nabla_{\vec{\theta}_V} \frac{1}{2} (G_t^{(n)} - V(s_t; \vec{\theta}_V))^2. \quad (12)$$

After a minibatch of  $t_{max}$  steps through Equation (9) and (12), the accumulated gradients are used to update the actual values of  $\theta_\pi$  and  $\theta_V$ . This is accomplished by adding these terms together for any weights that are shared in both the actor and the critic and adaptively rescaling the resulting gradient using the RMSprop update:

$$\vec{m} \leftarrow \alpha \vec{m} + (1 - \alpha) \Delta \vec{\theta}^2, \quad (13)$$

$$\vec{\theta} \leftarrow \vec{\theta} - \eta \Delta \vec{\theta} / \sqrt{\vec{m} + \epsilon}, \quad (14)$$

where  $\vec{m}$  is the vector that contains a running average of the squared gradient and  $\epsilon > 0$  is a numerical stability constant,  $\alpha$  is the decay parameter for the running average of the squared gradient and  $\eta$  is the learning rate (Tieleman and Hinton, 2012). It is important to realize that  $\vec{\theta}$  contains the parameters of both the actor and the critic. The squared gradients are initialized at a zero vector and their values are shared among all threads as proposed by (Mnih et al., 2016).

### 5.3 Hyperparameters

The reader might notice that a lot of parameters must be preconfigured. We provide an overview in Table 1. Note that the weight initialization’s  $U$  refers to a uniform distribution and  $\rho = \frac{1}{\sqrt{fan_{in}}}$ . The  $fan_{in}$  corresponds to the number of incoming connections for each neuron. The temperature  $\tau$  is determined through  $p_t$  using Equation (11). We linearly increase  $p_t$  from  $p_0$  to  $p_{T_{max}}$ . As is customary ever since the work by (Mnih et al., 2013), we anneal the learning rate linearly between  $t = 0$  and  $t = T_{max}$  to zero.

Table 1: Overview of default settings for hyperparameters.

| Name                         | Symbol                    | Value                   |
|------------------------------|---------------------------|-------------------------|
| Learning rate                | $\eta$                    | $7 \cdot 10^{-4}$       |
| Discount factor              | $\gamma$                  | 0.99                    |
| RMSprop decay                | $\alpha$                  | 0.99                    |
| RMSprop stability            | $\epsilon$                | 0.1                     |
| Entropy factor               | $\beta$                   | 0.01                    |
| Steps lookahead              | $t_{max}$                 | 20                      |
| Total steps ALE              | $T_{max}$                 | $1 \cdot 10^8$          |
| Total steps Catch            | $T_{max}$                 | $1 \cdot 10^6$          |
| Frames per observation       | NA                        | 4                       |
| Action repeat ALE            | NA                        | 4                       |
| Action repeat Catch          | NA                        | 1                       |
| Number of threads            | NA                        | 12                      |
| Prototypes per action        | NA                        | 16                      |
| Similarity function          | $\zeta(\vec{h}, \vec{w})$ | $-\sum_i (h_i - w_i)^2$ |
| Max $\pi$ GLPQ $t = 0$       | $p_0$                     | 0.95                    |
| Max $\pi$ GLPQ $t = T_{max}$ | $p_{T_{max}}$             | 0.99                    |
| Weight initialization        | NA                        | $U[-\rho, \rho]$        |
| Bias initialization          | NA                        | 0                       |

## 5.4 Results

For all our experiments, a *training epoch* corresponds to 1 million steps for Atari and 50,000 for Catch. Note that a step might result in multiple frames of progress depending on the action repeat configuration. At each training epoch, we evaluate the agent’s performance by taking the average score of 50 *environment episodes*.

### 5.4.1 Catch

First, we consider the Catch game as described in Section 5.1.1. To get a better insight into the robustness of each model, we consider a learning rate sweep in which we vary the learning rate by sampling it from a log-uniform distribution between  $10^{-6}$  and  $10^{-2}$ .

**Similarity Functions.** Figure 2 shows the average score for the learning rate sweep with different similarity functions combined with the LPQ layer. We looked at the Euclidean similarity  $\zeta(\vec{h}, \vec{w}) = -\sqrt{(\vec{h} - \vec{w})^\top (\vec{h} - \vec{w})}$ , the squared Euclidean similarity  $\zeta(\vec{h}, \vec{w}) = -(\vec{h} - \vec{w})^\top (\vec{h} - \vec{w})$  and the Manhattan similarity  $\zeta(\vec{h}, \vec{w}) = -\sum_i |h_i - w_i|$ .

It is clear that the squared Euclidean similarity works better than any other similarity function. Moreover, it attains good performance for a wide range of learning rates. Hence, this is the default choice for the remainder of our experiments. The second best performing similarity measure is the Manhattan similarity. This result corresponds with the theoretical findings in (Sato and Yamada, 1996).

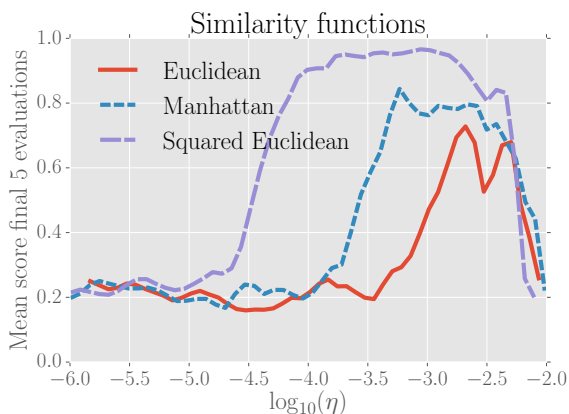


Figure 2: Comparison between different similarity functions for the LPQ model: performance score as a function of the learning rate. The lines are smoothly connected between the evaluations of different runs. Note that for reporting each of these scores, we took the average evaluation result of the final 5 training epochs. A training epoch corresponds to 50,000 steps.

**Softmax, LPQ and GLPQ.** Figure 3 displays the learning rate sweep with a softmax architecture, an LPQ architecture and a GLPQ architecture. We can see that especially for lower learning rates between  $10^{-5}$  and  $10^{-4}$ , the GLPQ model seems to outperform the softmax and LPQ models. This could be caused by the fact that the relative distance measure puts more emphasis on class boundaries, which leads to larger gradients for the most relevant prototypes.

The average across all learning rates between  $10^{-5}$  and  $10^{-2}$  is shown in Table 2, which also confirms that the GLPQ model outperforms the others. GLPQ attains a score of 0.81 on average on the last 5 runs for any learning rate. This corresponds to catching the ball about 4 out of 5 times.

Table 2: Average final evaluation scores across the full learning rate sweep for LPQ, GLPQ and A3C with standard deviations.

| Model   | Score average ( $\pm\sigma$ ) |
|---------|-------------------------------|
| Softmax | $0.73 \pm 0.28$               |
| LPQ     | $0.72 \pm 0.28$               |
| GLPQ    | $0.81 \pm 0.21$               |

#### 5.4.2 Atari

The results are shown in Figure 4. We have only considered 3 games due to constraints in terms of resources and time. It can be seen that GLPQ and LPQ generally train slower than the default architecture for Beam Rider and Breakout. For Breakout, the final performance for LPQ and A3C softmax is similar. For Beam Rider, GLPQ starts improving considerably slower than LPQ and FF, but surpasses LPQ

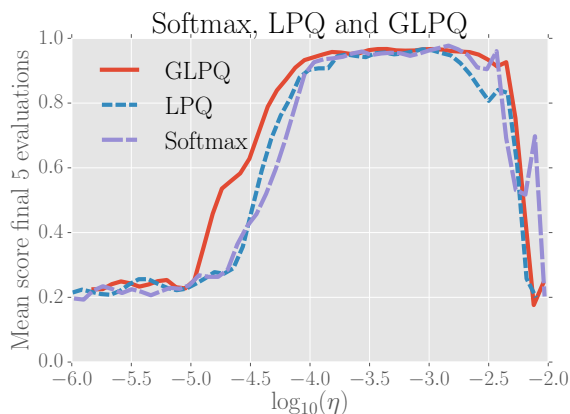


Figure 3: Comparison between softmax, LPQ and GLPQ for the A3C algorithm on Catch. The lines are smoothly connected between the evaluations of different runs. Note that for reporting each of these scores, we took the average evaluation result of the final 5 training epochs. A training epoch corresponds to 50,000 steps.

eventually. For Pong, we see that the onset of improvement in policy starts earlier on average. This game is a relatively simple problem for the agent to truly optimize. This is confirmed by realizing that the maximum score is 21, which is reached after about 10 training epochs.

Based on these three games, one should still prefer the softmax operator, but it is interesting to see how the LPQ and GLPQ models would perform on other games in the ALE which we leave for future research because of limited time and resources. A possible explanation for the poor performance by the LPQ models is that the hyperparameters are far from optimal. The hyperparameters were tuned based on the Catch game, which might not reliably reflect the difficulty and complexity of the Atari games. Moreover, it might be that the (generalized) LPQ's reduced tendency to extrapolate when compared to the softmax operator limits the domain over which it can generalize. This could result in deteriorated performance, especially when new phases of the game arise later in the learning process that the agent has not encountered yet. For example, in Breakout, the ball tends to move faster when more hard-to-reach blocks are destroyed, which the agent typically only reaches after about 20 training epochs.

## 6 DISCUSSION

In this paper, we have described a new algorithm for reinforcement learning which is inspired by the LVQ algorithm. The new LPQ algorithm was combined with a DNN and tested on a simple Catch game and on



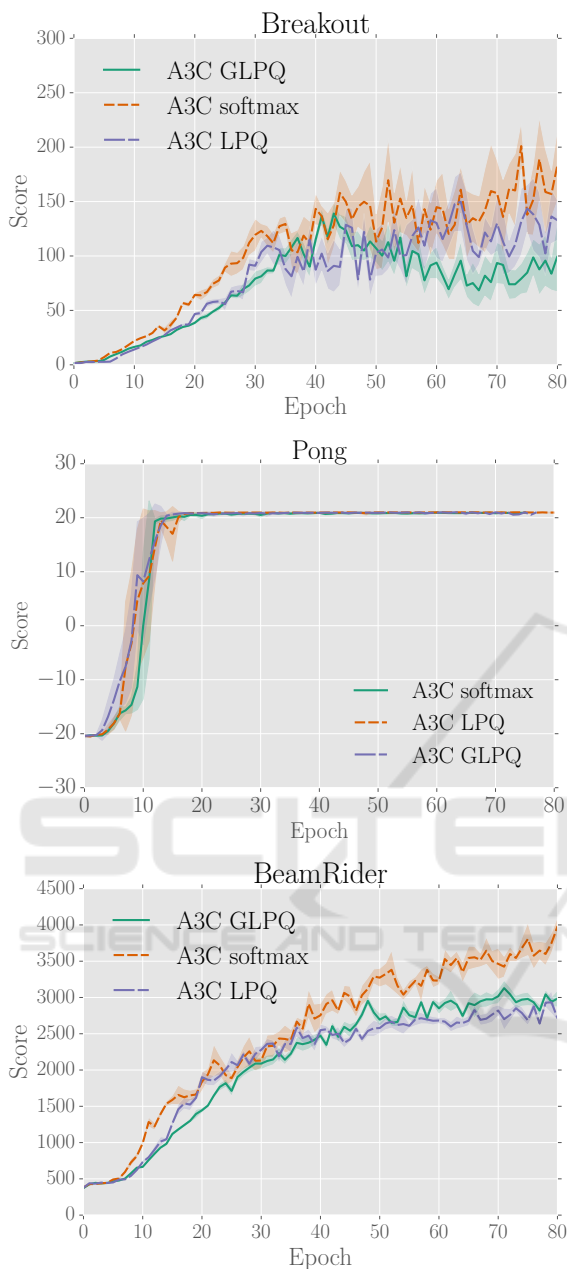


Figure 4: Results on three Atari (Breakout, Pong and Beam Rider) games where we compare the performance of GLPQ and LPQ with a softmax operator. Each epoch corresponds to 1 million steps. For each run, the agent is evaluated by taking the average score of 50 episodes after every 1 million steps. The plot displays the average of 5 separate runs.

three games in the Atari domain. We have shown that the squared Euclidean distance function is most appropriate based on the outcomes on the Catch game.

The best results on the Catch game seem to suggest that the GLPQ algorithm performs slightly better than LPQ for lower learning rates and competitive

for others when using a temperature scheme which is based on the decisiveness of a single prototype vector. Because of limited time and computational resources, we were unable to further improve our parameters and our understanding thereof. The best results obtained with GLPQ on Catch seem to outperform the softmax layer.

Both GLPQ and LPQ yielded competitive or even superior results for the Catch game when compared to a softmax layer, but they result in slightly worse performance on two of the three Atari games. Given the limited amount of experiments, it is difficult to make general claims about the difference in performance of these algorithms for the full Atari domain, let alone outside the ALE. We can speed up further evaluation and parameter tuning by using the recently introduced parallel advantage actor-critic algorithm (Clemente et al., 2017), which has proven to be a much more efficient implementation of a parallel actor-critic.

The novel application of LVQ to actor-critic algorithms opens up the door for a wide array of further research. For example, one could look into more advanced strategies for softmax temperature settings, the proper initialization of prototypes, dynamically adding or removing prototypes, alternative distance functions, adding learning vector regression for value function approximation and more. It is also worthwhile to study the extension of a neighborhood function to gradually focus more on the direct neighbors instead of directly summing all similarities in the numerator of the LPQ operator. The work on supervised neural gas already mentions such a mechanism for supervised learning (Hammer et al., 2005). Further improvement of the LPQ algorithms will potentially yield a better alternative to the default A3C algorithm.

## REFERENCES

- Beattie, C., Leibo, J. Z., Teplyaev, D., Ward, T., Wainwright, M., Küttler, H., Lefrancq, A., Green, S., Valdés, V., Sadik, A., Schrittwieser, J., Anderson, K., York, S., Cant, M., Cain, A., Bolton, A., Gaffney, S., King, H., Hassabis, D., Legg, S., and Petersen, S. (2016). DeepMind Lab. *CoRR*, abs/1612.03801.
- Bellemare, M. G., Naddaf, Y., Veness, J., and Bowling, M. (2013). The arcade learning environment: An evaluation platform for general agents. *Journal of Artificial Intelligence Research*, 47:253–279.
- Brockman, G., Cheung, V., Pettersson, L., Schneider, J., Schulman, J., Tang, J., and Zaremba, W. (2016). OpenAI Gym.
- Clemente, A. V., Castejón, H. N., and Chandra, A. (2017). Efficient Parallel Methods for Deep Reinforcement Learning. *ArXiv e-prints*.

- De Vries, H., Memisevic, R., and Courville, A. (2016). Deep learning vector quantization. In *European Symposium on Artificial Neural Networks, Computational Intelligence and Machine Learning*.
- Hammer, B., Strickert, M., and Villmann, T. (2005). Supervised neural gas with general similarity measure. *Neural Processing Letters*, 21(1):21–44.
- Jaderberg, M., Mnih, V., Czarnecki, W. M., Schaul, T., Leibo, J. Z., Silver, D., and Kavukcuoglu, K. (2016). Reinforcement learning with unsupervised auxiliary tasks. *arXiv preprint arXiv:1611.05397*.
- Kohonen, T. (1990). Improved versions of learning vector quantization. In *1990 IJCNN International Joint Conference on Neural Networks*, pages 545–550 vol.1.
- Kohonen, T. (1995). Learning vector quantization. In *Self-Organizing Maps*, pages 175–189. Springer.
- Kohonen, T., Hynninen, J., Kangas, J., Laaksonen, J., and Torkkola, K. (1996). LVQ PAK: The learning vector quantization program package. Technical report, Technical report, Laboratory of Computer and Information Science Rakentajanaukio 2 C, 1991-1992.
- Li, Y. (2017). Deep reinforcement learning: An overview. *arXiv preprint arXiv:1701.07274*.
- Mnih, V., Badia, A. P., Mirza, M., Graves, A., Lillicrap, T., Harley, T., Silver, D., and Kavukcuoglu, K. (2016). Asynchronous methods for deep reinforcement learning. In *Proceedings of The 33rd International Conference on Machine Learning*, volume 48 of *Proceedings of Machine Learning Research*, pages 1928–1937, New York, New York, USA. PMLR.
- Mnih, V., Heess, N., Graves, A., et al. (2014). Recurrent models of visual attention. In *Advances in neural information processing systems*, pages 2204–2212.
- Mnih, V., Kavukcuoglu, K., Silver, D., Graves, A., Antonoglou, I., Wierstra, D., and Riedmiller, M. (2013). Playing atari with deep reinforcement learning. *arXiv preprint arXiv:1312.5602*.
- Mnih, V., Kavukcuoglu, K., Silver, D., Rusu, A. A., Veness, J., Bellemare, M. G., Graves, A., Riedmiller, M., Fidjeland, A. K., Ostrovski, G., et al. (2015). Human-level control through deep reinforcement learning. *Nature*, 518(7540):529–533.
- Nair, V. and Hinton, G. E. (2010). Rectified linear units improve restricted boltzmann machines. In *Proceedings of the 27th international conference on machine learning (ICML-10)*, pages 807–814.
- Sato, A. and Yamada, K. (1996). Generalized learning vector quantization. In *Advances in neural information processing systems*, pages 423–429.
- Seo, S. and Obermayer, K. (2003). Soft learning vector quantization. *Neural Computation*, 15(7):1589–1604.
- Sutton, R. S. and Barto, A. G. (1998). *Reinforcement learning: An introduction*, volume 1. MIT press Cambridge.
- Sutton, R. S., McAllester, D. A., Singh, S. P., and Mansour, Y. (2000). Policy gradient methods for reinforcement learning with function approximation. In Solla, S. A., Leen, T. K., and Müller, K., editors, *Advances in Neural Information Processing Systems 12*, pages 1057–1063. MIT Press.

- Tieleman, T. and Hinton, G. (2012). Lecture 6.5-rmsprop: Divide the gradient by a running average of its recent magnitude. *COURSERA: Neural networks for machine learning*, 4(2):26–31.
- Todorov, E., Erez, T., and Tassa, Y. (2012). Mujoco: A physics engine for model-based control. In *2012 IEEE/RSJ International Conference on Intelligent Robots and Systems*, pages 5026–5033.
- Tsitsiklis, J. N., Van Roy, B., et al. (1997). An analysis of temporal-difference learning with function approximation. *IEEE transactions on automatic control*, 42(5):674–690.
- Williams, R. J. and Peng, J. (1991). Function optimization using connectionist reinforcement learning algorithms. *Connection Science*, 3(3):241–268.
- Wymann, B., Espié, E., Guionneau, C., Dimitrakakis, C., Coulom, R., and Sumner, A. (2000). Torcs, the open racing car simulator. *Software available at <http://torcs.sourceforge.net>*.

## APPENDIX

We now discuss some technical details concerning the GLPQ temperature.

**Theorem 1.** Consider a GLPQ output operator with  $\mu_i = \frac{\zeta_i - \zeta_j}{\zeta_i + \zeta_j}$ . Also assume that each action has  $k$  corresponding prototypes.

We then know that

$$\max_{a: c(\vec{w}_i)=a} \frac{\sum_i \exp(\tau \mu_i)}{\sum_j \exp(\tau \mu_j)} = \frac{\exp(2\tau)}{\exp(2\tau) + |\mathcal{A}| - 1} \quad (15)$$

*Proof.* We automatically know that the output is maximized for some action  $a$  if for all prototypes for which  $c(\vec{w}_i) = a$  we have that  $\vec{w}_i = \vec{h}$ . In such cases, we obtain  $\mu_i = 1$  and  $\mu_j = -1$  for  $j \neq i$ . Therefore, the resulting maximum value of the policy is

$$\frac{k \exp(\tau)}{k \exp(\tau) + k(|\mathcal{A}| - 1) \exp(-\tau)} = \frac{\exp(2\tau)}{\exp(2\tau) + |\mathcal{A}| - 1} \quad (16)$$

□

**Corollary 1.** Let  $p$  be the maximum value of the policy, we then have that

$$p = \frac{\exp(2\tau)}{\exp(2\tau) + |\mathcal{A}| - 1} \quad (17)$$

$$\Rightarrow p \exp(2\tau) + p(|\mathcal{A}| - 1) = \exp(2\tau) \quad (18)$$

$$\Rightarrow \exp(2\tau) = -\frac{p(|\mathcal{A}| - 1)}{p - 1} \quad (19)$$

$$\Rightarrow \tau = \frac{1}{2} \ln \left( -\frac{p(|\mathcal{A}| - 1)}{p - 1} \right), \quad (20)$$