



University of Groningen

A tree-ring and C-14 chronology of the key Sayan-Altai monuments

Zaitseva, GI; Vasiliev, SS; Marsadolov, LS; Van der Plicht, J; Sementsov, AA; Dergachev, VA; Lebedeva, LM

Published in:
Radiocarbon

IMPORTANT NOTE: You are advised to consult the publisher's version (publisher's PDF) if you wish to cite from it. Please check the document version below.

Document Version
Publisher's PDF, also known as Version of record

Publication date:
1998

[Link to publication in University of Groningen/UMCG research database](#)

Citation for published version (APA):

Zaitseva, GI., Vasiliev, SS., Marsadolov, LS., Van der Plicht, J., Sementsov, AA., Dergachev, VA., & Lebedeva, LM. (1998). A tree-ring and C-14 chronology of the key Sayan-Altai monuments. *Radiocarbon*, 40(1), 571-580.

Copyright

Other than for strictly personal use, it is not permitted to download or to forward/distribute the text or part of it without the consent of the author(s) and/or copyright holder(s), unless the work is under an open content license (like Creative Commons).

Take-down policy

If you believe that this document breaches copyright please contact us providing details, and we will remove access to the work immediately and investigate your claim.

Downloaded from the University of Groningen/UMCG research database (Pure): <http://www.rug.nl/research/portal>. For technical reasons the number of authors shown on this cover page is limited to 10 maximum.

A TREE-RING AND ¹⁴C CHRONOLOGY OF THE KEY SAYAN-ALTAI MONUMENTS

G. I. ZAITSEVA,¹ S. S. VASILIEV,² L. S. MARSADOLOV,³ J. VAN DER PLICHT,⁴
A. A. SEMENTSOV,¹ V. A. DERGACHEV² and L. M. LEBEDEVA¹

ABSTRACT. We present a radiocarbon chronology of key Sayan-Altai monuments from the Scythian period, based on a statistical analysis of dates produced in the 1980s and now supplemented with new dates. These new ¹⁴C dates were produced for samples from the Tuekta-1 barrows (burial mounds) and were measured both in St. Petersburg and Groningen. These tree-ring samples were fitted to the calibration curve. Chronologies were established for the Arzhan, Tuekta-1 and Pazyryk-5 barrows. The time of the construction of the Arzhan and Pazyryk-5 barrows is the 9th and late 5th–4th centuries BC, respectively, and agrees with archaeology. According to new data obtained, the time of the Tuekta-1 barrow construction is some years older than has been accepted thus far by archaeologists.

INTRODUCTION

Since their discovery, the well-known great barrows (burial mounds) of the Sayan-Altai have been the focus of researchers from several disciplines. The finds from these barrows allow us to solve important problems relating to the origin, development and spreading of Scythian-Sarmathian cultures in Eurasia. Figure 1 shows the locations of the barrows. The Pazyryk group and the Tuekta-1 barrow are located in the Gornyi Altai region of Southern Siberia, and the Arzhan barrow is located in Tuva (Central Asia).

Investigation of the barrows started in the mid-19th century and results have been published by several researchers (Gryaznov 1950, 1992; Mandelshtam 1992; Marsadolov 1996). Chronological problems have been discussed for more than 50 years. Rudenko (1953, 1970) and Kiselev (1951) believed that the Pazyryk barrows dated between the 5th and 3rd centuries BC. However, this position has been controversial.

Some archaeologists supported Rudenko's view that the Pazyryk barrows date from the Scythian period (5th century BC). Others believed that these barrows dated from Hun-Sarmathian time (3rd century BC), following Kiselev. Later, others reconsidered and agreed with Rudenko's opinion that the Pazyryk barrows dated from the 5th–4th centuries BC (Smirnov 1964). Up to the present, others have believed that these barrows date from the 4th, 3rd or even the 2nd century BC (Moshkova 1992).

Thus, the chronological periods suggested by researchers range from the 6th to the 2nd centuries BC, a span of *ca.* 500 yr. According to dendrochronological data, 5 Pazyryk great barrows were erected over a 50-yr period (Marsadolov 1984, 1996). The discussion of the barrows' chronology was revived at meeting ("Transformed and Transferred Images in East and West Asia") held in the United States in 1990 (Schneider 1991). Based on the similarity of these barrows with finds from Chinese monuments (the textile decoration and the animal styles from different objects), the Pazyryk barrows were believed to be from the end of the 4th to the beginning of the 3rd century BC (Chugunov 1993).

¹The Institute of the History of Material Culture, Russian Academy of Sciences, Dvortsovaya nab. 18, St. Petersburg 191186 Russia

²A. F. Ioffe Physical-Technical Institute, Russian Academy of Sciences. Politechnicheskaya ul. 26, St. Petersburg 194021 Russia

³The State Hermitage Museum, Dvortsovaya nab. 34, St. Petersburg 191186 Russia

⁴Centre for Isotope Research, University of Groningen, Nijenborgh 4, 9747 AG Groningen, The Netherlands

A similar controversy involved the chronology of the tsar barrow Arzhan, excavated in 1971–74 by M. Kh. Mannay-oola and M. P. Gryaznov (Gryaznov 1980). These archaeologists dated the Arzhan to between the 9th and 6th centuries BC. Although most researchers believe that the barrow was constructed in the 8th century BC, recent publications established a date of the 7th century BC (Chugunov 1993; Chlenova 1996), but there is no convincing proof. Dating by dendrochronology and/or radiocarbon should resolve these problems with the chronologies.

The first ^{14}C dates for these barrows were produced in the 1960s (Butomo 1965; Rudenko 1970; Dolukhanov 1970). A tree-ring chronology, spanning *ca.* 600 yr, was established between 1950 and 1980 (Zamotorin 1959; Zakhariyeva 1976; Marsadolov 1988, 1987). It is a floating chronology that was connected with the calendar time scale by a series of ^{14}C dates produced from different parts of this tree-ring scale (Markov 1987). In addition, Marsadolov attempted to correlate the tree-ring and ^{14}C data from the Sayan-Altai monuments with one of the first calibration curves constructed by Ralf *et al.* (1973). The zero position (starting point) of the floating tree-ring scale was determined to be 360 ± 40 yr BC (Marsadolov 1987, 1988). Later, the recommended calibration curves (Stuiver and Pearson 1986) resulted in a more accurate date: 400 ± 40 yr BC (Marsadolov 1994, 1996). Confidence levels based on a statistical analysis were obtained by Zaitseva *et al.* (1996, 1997). Here we present new and more precise results, measured in 1996, for samples from the floating tree-ring scale for the Arzhan and Tuekta-1 barrows. These data are used to construct the best chronology possible thus far.

RESULTS AND DISCUSSION

Figure 2 shows the floating tree-ring chronology of the great barrows of Sayan-Altai. The tree-ring samples for which ^{14}C dates were obtained are indicated as black bars. The zero position of the floating tree-ring scale is placed here at 360 BC, being the youngest possibility (Marsadolov 1988, 1994, 1996; Zaitseva 1996). Table 1 presents the complete set of ^{14}C dates measured for the barrows. In the table, the tree-ring numbers correspond with those shown in Figure 2. Also listed are calibrated results that we obtained with the Groningen calibration program (van der Plicht 1993). The ^{14}C measurements made in the 1980s are now supplemented with measurements produced in 1996: the Tuekta-1 barrow was dated both in Groningen (conventional) and St. Petersburg (LSC). The samples dated in Groningen were single tree rings; samples dated in St. Petersburg generally contained five tree rings.

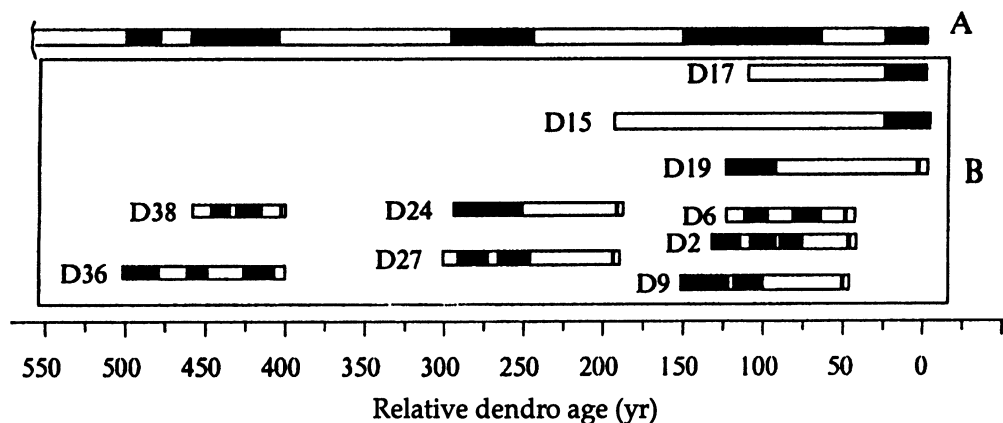


Fig. 2. Outline of the floating tree-ring scale for the great barrows of the Sayan-Altai. A = master floating chronology; B = trees ^{14}C dated in this study; D = number of log from tree-ring scale (Table 1); ■ = the span of ^{14}C -dated samples.

TABLE 1. ^{14}C Dates for the Great Barrows of Sayan-Altai Using the Mathematical Statistical Method

| Lab no. | ^{14}C age (BP) | Dendro sample no., total tree rings | Ring(s) dated, counting from center of log | Age intervals (cal BC) | |
|-----------------|--------------------------|-------------------------------------|--|--|--|
| | | | | 1 σ | 2 σ |
| <i>Arzhan</i> | | | | | |
| Le-2449 | 2740 \pm 40 | D-38, 80 tree rings | 36–60 | 904–834 | 982–966 934–810 |
| Le-2444 | 2790 \pm 40 | D-38, 80 tree rings | 15–35 | 990–954 942–898 874–852 | 1008–834 |
| Le-2452 | 2790 \pm 40 | D-36, 126 tree rings | 48–60 | 990–954 942–898 874–852 | 1008–834 |
| Le-1698 | 2770 \pm 40 | D-36, 126 tree rings | 1–25 | 974–972 930–840 | 992–826 |
| Le-5184* | 2670 \pm 25 | D-36, 126 tree rings | 97–126 | 826–806 | 890–888 844–798 |
| Le-5195a* | 2700 \pm 20 | 50 tree rings | 39–50 | 840–814 | 898–875 852–808 |
| Le-5195b* | 2750 \pm 30 | 50 tree rings | 21–38 | 906–890 888–844 | 928–818 |
| Le-5195v* | 2680 \pm 40 | 50 tree rings | 1–20 | 892–884 844–802 | 900–798 |
| <i>Tuekta-1</i> | | | | | |
| Le-2450 | 2490 \pm 40 | D-27, 119 tree rings | 31–60 | 764–752 730–710 708–618 606–528 | 778–478 452–414 |
| Le-2447 | 2540 \pm 40 | D-24, 113 tree rings | 31–50 | 794–760 678–658 634–552 | 802–750 734–526 |
| Le-5177* | 2510 \pm 60 | D-24, 113 tree rings | 1–10 | 782–752 728–714 704–530 | 796–476 456–414 |
| Le-5178* | 2490 \pm 50 | D-24, 113 tree rings | 11–15 | 766–750 734–612 610–528 | 782–474 458–412 |
| Le-5179* | 2420 \pm 50 | D-24, 113 tree rings | 16–20 | 752–726 722–702 530–402 | 762–628 598–570 562–394 |
| Le-5180* | 2420 \pm 35 | D-24, 113 tree rings | 21–25 | 746–742 524–404 | 760–678 656–638 548–396 |
| Le-5181* | 2440 \pm 35 | D-24, 113 tree rings | 26–30 | 752–728 718–702 530–410 | 762–670 666–630 594–576 558–402 |

TABLE 1. (Continued)

| Lab no. | ¹⁴ C age (BP) | Dendro sample no., total tree rings | Ring(s) dated, counting from center of log | Intervals of calibrated age, BC | |
|------------------|-----------------------------|--|--|---|--|
| | | | | 1 σ | 2 σ |
| Le-5182* | 2460 \pm 50 | D-24, 113 tree rings | 31-35 | 760-678 658-636 550-472 460-412 | 764-616 608-406 |
| GrN-22497* | 2454 \pm 16 | D-24, 113 tree rings | 15 | 753-699 | 756-687 |
| GrN-22504* | 2463 \pm 16 | D-24, 113 tree rings | 22 | 531-508 | 539-471 |
| GrN-22511* | 2452 \pm 15 | D-24, 113 tree rings | 29 | 496-493 443-418 | 459-413 |
| <i>Pazyryk-1</i> | | | | | |
| Le-1694 | 2440 \pm 40 | D-2, 86 tree rings | 1-20 | 752-698 532-420 | 762-628 598-572 562-402 |
| Le-1695 | 2390 \pm 40 | D-2, 86 tree rings | 21-40 | 516-436 424-396 | 758-686 540-386 |
| Le-2456 | 2340 \pm 40 | D-2, 86 tree rings | 41-55 | 468-462 412-366 272-266 | 744-742 522-356 290-246 228-210 |
| <i>Pazyryk-2</i> | | | | | |
| Le-1692 | 2470 \pm 40 | D-9, 108 tree rings | 1-30 | 762-670 668-630 594-576 558-508 442-418 | 764-616 606-412 |
| Le-1693 | 2450 \pm 40 | D-9, 108 tree rings | 31-50 | 756-688 538-412 | 762-626 600-406 |
| Le-2446 | 2430 \pm 40 | D-6, 70 tree rings | 15-30 | 752-728 714-704 530-406 | 762-670 666-628 594-576 558-398 |
| Le-2453 | 2380 \pm 40 | D-6, 70 tree rings | 41-60 | 512-440 420-392 | 754-692 534-382 |
| <i>Pazyryk-5</i> | | | | | |
| Le-2448 | 2360 \pm 40 | D-15, 186 tree rings | 161-186 | 488-444 418-380 | 752-728 720-706 530-366 274-266 |
| Le-2455 | 2290 \pm 40 | D-17, 102 tree rings | 81-102 | 398-358 286-252 222-214 | 402-348 316-204 |
| Le-1700 | 2410 \pm 40 | D-19, 120 tree rings | 1-40 | 746-742 524-400 | 760-676 660-634 552-392 |

*¹⁴C dates were produced in 1996-1997.

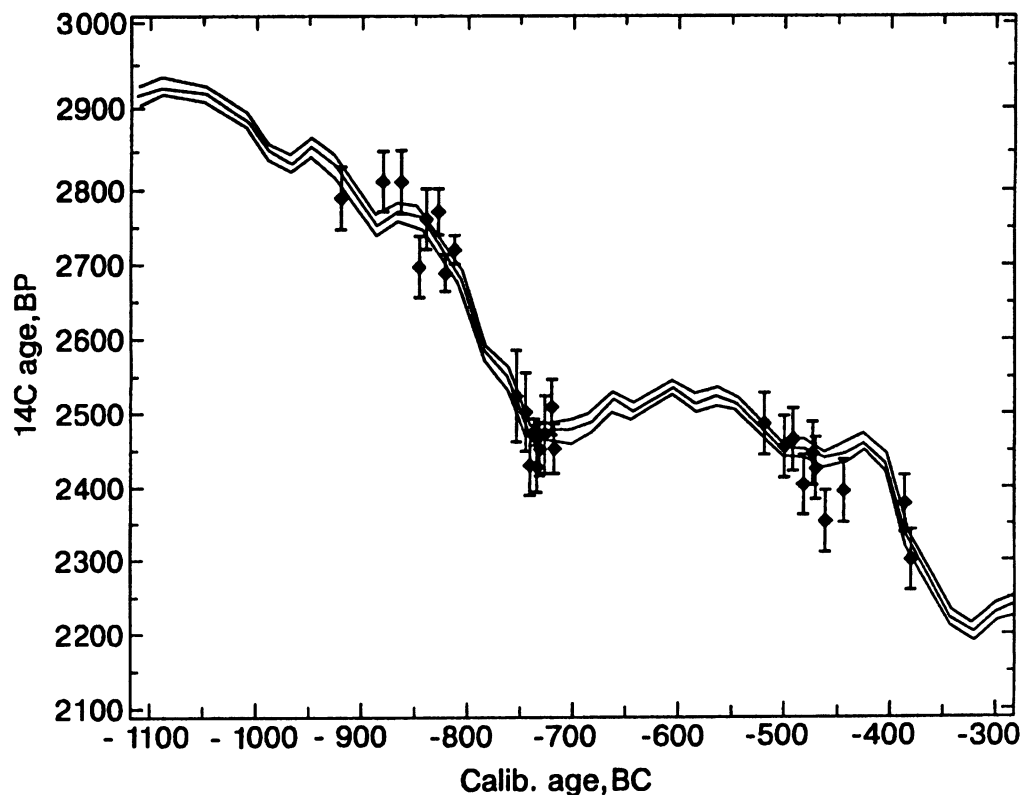


Fig. 3. The part of the Stuiver and Pearson (1986) calibration curve and location of the ^{14}C dates according to model "C"

The results (Table 1), plotted in Figure 3 with the calibration curve (Stuiver and Pearson 1986), clearly show the three groups of dates corresponding to Arzhan (*ca.* 2750 BP / 850 BC), Tuekta (*ca.* 2450 BP / 750 BC) and Pazyryk (*ca.* 2400 BP / 450 BC). Here the position of the ^{14}C dates is not connected with the floating tree-ring scale (model "C", see below). The set of data can be analyzed by minimizing the quantity χ^2 , defined as

$$\chi^2 = \sum_k^L \sum_i^{N_k} \frac{(Y_i - C(\tau_i + \delta\tau_k))^2}{\sigma_{y,i}^2 + \sigma_{c,i}^2} \quad (1)$$

where L = number of groups of experimental points, N_k = number of points in the group, Y_i = ^{14}C age of the sample "i" in group "k", C = calibration curve dependence, τ_i = relative calendar age "i" in group "k", $\delta\tau_k$ = variation parameter determining the position of the groups on the calendar axis of the calibration curve, σ_y = error ^{14}C age and σ_c = error of calibration dependence.

For the minimizing procedure, we varied the several free parameters using these assumptions:

"A": The relative position of the age of the barrows is fixed on the floating tree-ring scale. The variable parameter is the zero position of the tree-ring scale.

"B": The age of the Arzhan barrow is determined by minimizing χ^2 , independent of the floating tree-ring scale. The relative ages of Tuekta-1 and Pazyryk-5 are fixed by the floating tree-ring scale. The

(variable) parameters are the ages of the Arzhan and Pazyryk-5 barrows. We selected here Pazyryk-5 from the total data set available for the Pazyryk group because it is the youngest barrow in this group, the age corresponding to the beginning of the floating tree-ring scale.

“C”: The calibrated ages of all barrows are determined independently of the floating tree-ring scale by minimizing χ^2 . This model has three independent variables: the construction dates of the Arzhan, Tuekta-1, and Pazyryk-5 barrows. We assume that one cannot rule out the possibility of errors in the floating tree-ring scale, which was constructed in 1960–1970 from different logs found in different regions (Altai and Tuva). We assume that the only cause of deviation of the measurements from the calibration curve is the measurement error (null hypothesis). The probability of this hypothesis is determined by χ^2 and the number of degrees of freedom N_f (= difference between number of measured points and the number of variable parameters).

$$P = \int_{\chi^2}^{\infty} F(N_f, x) dx \quad (2)$$

This probability was calculated for the three “models” A, B and C as defined above, with results shown in Table 2.

TABLE 2. Base Characteristics of Theoretical Models and Investigated Barrows

| Model | Age of Arzhan | Age of Tuekta-1 | Age of Pazyryk-5 | N_{df} | χ^2 | P | P_{min} | Status |
|-------|---------------|-----------------|------------------|----------|----------|-------|-----------|--------|
| A | 810 | 605 | 425 | 28 | 49.56 | 0.007 | 0.035 | – |
| B | 810 | 560 | 380 | 27 | 37.77 | 0.08 | 0.035 | ? |
| C | 810 | 655 | 380 | 26 | 20.03 | 0.79 | 0.035 | + |

We also calculated the probability of the χ^2 deviations corresponding to 2σ (P_{min}). From our calculations as shown in Table 2, we conclude that model “A” cannot be accepted because $P < P_{min}$. For model “B”, $P > P_{min}$, although not significantly. We consider this solution possible but improbable. Model “C” appears to be acceptable, based on values of both χ^2 and P.

As for the models “B” and “C”, the ages of the Arzhan and Pazyryk-5 barrows remain the same, 810 and 380 BC, respectively. These values are in agreement with earlier results (Zamotorin 1959; Rudenko 1970; Zacharieva 1976; Marsadolov 1988, 1994, 1996; Zaitseva 1996). The result obtained with model “C” is new: the age of the Tuekta-1 barrow, which is *ca.* 80–100 yr older than previously believed. This is made possible by the increased number of ^{14}C determinations and their high precision (in particular the Groningen measurements) (Table 1). Earlier conclusions were based on only 2 to 3 ^{14}C dates. The traditional chronology for this barrow, therefore, has to be revised.

The chronology of the Arzhan barrow remains the same in our investigation. This barrow was constructed in the 9th century BC. This is in agreement with recent measurements made in St. Petersburg and Moscow: 2610 ± 30 BP (GIN-8425), 2620 ± 40 BP (GIN-8618) and 2600 ± 40 BP (GIN-8619) (Chlenova 1996). After calibration, the results are 9th to 8th centuries BC.

The age of the Pazyryk-5 barrow remains at 380 BC. The acceptable values from our analysis for the age of the barrow’s construction are shown in Figure 4 (Arzhan and Pazyryk-5) and Figure 5 (Tuekta-1 and Pazyryk-5).

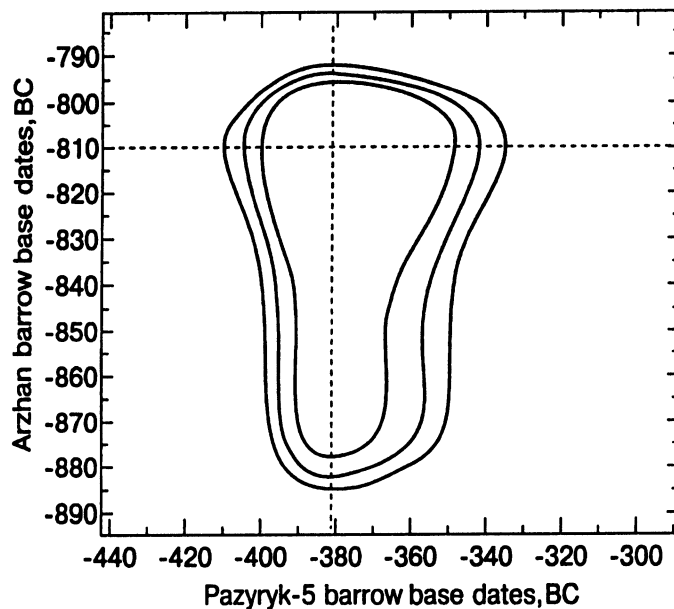


Fig. 4. The intervals of the permissible calendar time of the Arzhan and Pazyryk-5 barrow construction for probabilities 0.80, 0.90 and 0.95

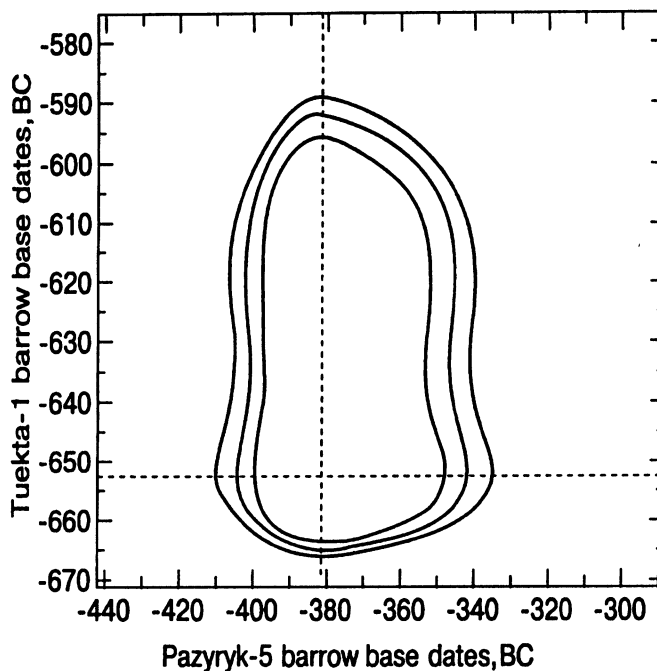


Fig. 5. The intervals of the permissible calendar time of the Tuekta-1 and Pazyryk-5 barrow construction for probabilities 0.80, 0.90 and 0.95

The three lines correspond to confidence intervals of 80, 90 and 95%. The most reliable dates of the barrow's construction are indicated by dotted lines. Based on these values, the possible chronological intervals of the barrow's construction are shown in Table 3.

TABLE 3. Chronological Intervals for Barrow Construction (95% probability)

| Barrow | Chronological limit (BC) | | |
|-----------|--------------------------|----------|-------|
| | Low | Probable | Upper |
| Arzhan | 885 | 810 | 790 |
| Tuekta-1 | 665 | 655 | 590 |
| Pazyryk-5 | 410 | 380 | 335 |

CONCLUSION

Statistical analysis of a series of ^{14}C dates for wood from a floating tree-ring scale yields chronologies for the construction of the famous Arzhan, Tuekta-1 and Pazyryk-5 barrows. Our results for the Arzhan and Pazyryk-5 barrows are in agreement with archaeological information. For the Pazyryk-5 barrow, the possible dates are 410–335 BC, but the most probable age is 380 BC. The Arzhan barrow dates from the end of the 9th to the beginning of the 8th century BC, as earlier established. New ^{14}C dates obtained (Table 1) for the Tuekta-1 barrow, based on ^{14}C measurements made in 1996–1997, are older than previously accepted. Therefore, the floating tree-ring chronology, or the placement of the wood samples from the three barrows investigated on the floating chronology, may need to be re-examined. Alternatively, additional ^{14}C dating may be needed to confirm the results derived from model “C”, in light of the disagreement with the tree-ring chronology.

ACKNOWLEDGMENT

The research on chronology of the great barrows of Sayan-Altai is supported by the Russian Foundation of Humanitarian Research, Grant No. 96-01-00088.

REFERENCES

- Butomo, S. V. 1965 Radiocarbon dating in the Soviet Union. *Radiocarbon* 7: 223–228.
- Chlenova, N. L. 1996 The dates of Arzhan Barrow in Tuva and its Place in the System of the Cultures of the Scythian World. *Bulletin of Anthropology* 2: 181–194 (in Russian).
- Chugunov, K. V. 1993 The dating of the Great Pazyryk Barrows: The new cycle of old discussion. In *The Protection and Research of the Cultural Heritage of Altai Region. Reports of Scientific-Practical Conference 1*. Barnaul, Altai University: 167–169 (in Russian).
- Dolukhanov, P. M., Romanova, Ye. N. and Sementsov, A. A. 1970 Radiocarbon dates of the Institute of Archaeology II. *Radiocarbon* 12(1): 130–155.
- Gryaznov, M. P. 1950 *The First Pazyryk Barrow*. Leningrad, Nauka: 91 p. (in Russian).
- _____. 1980 *The Arzhan is the Tsar Barrow of Early Scythian Time*. Leningrad, Nauka: 63 p. (in Russian).
- _____. 1992 Altai and the Altaian Steppe. In Moskva, M. G., ed., *Archaeology of the USSR: Steppe Zone of the Asian Part of the USSR in the Scythian and Sarmathian Time*. Moscow, Nauka: 161–178 (in Russian).
- Kiselev, S. V. 1951 *The Ancient History of Southern Siberia*. Moscow, Nauka: 642 p. (in Russian).
- Mandelstam, A. M. 1992 Early Nomads of Scythian Time in Tuva. In Moshkova, M. G., ed., *The Archaeology of the USSR: Steppe Zone of the Asian Part of the USSR in the Scythian and Sarmathian Time*. Moscow, Nauka: 178–196 (in Russian).
- Markov, Yu. N., Marsadolov, L. S. and Mezkhvarishvili, R. Ya. 1987 The Complex Method of Absolute Dating. In Bitvinskis, T., ed., *The Time and Space Climatic Changes and Tree Rings 3*. Kaunas, Institute of Botany of the Lithuanian Academy of Sciences: 30–53 (in Russian).
- Marsadolov, L. S. 1984 About the sequence of the construction of fifth Great Pazyryk Barrows in Altai. *Archaeological Journal of the State Hermitage Museum* 25: 90–98 (in Russian).

- _____. 1987 The chronological correlation between Pazyryk and Seven Brothers Barrows. *Archaeological Journal of the State Hermitage Museum* 28: 30–37 (in Russian).
- _____. 1988 Tree-ring Chronology of the Great Barrows of Sayan-Altai (1st millennium BC). *Archaeological Journal of the State Hermitage Museum* 29: 65–81 (in Russian).
- _____. 1996 *The History and the Results in the Study of the Archaeological Monuments of Altai (8th–4th centuries BC)*. Alekseev, A. Yu., ed. St. Petersburg, Institute of the History of Material Culture and State Hermitage Museum: 100 p. (in Russian).
- Marsadolov, L. S., Zaitseva, G. I., Lebedeva, L. M. 1994 The correlation of tree-ring chronology and radiocarbon data for the great barrows of Sayan-Altai. In Alexeev, A., Bokovenko, N. A. and Marsadolov, L. S., eds., *Elite Barrows of Eurasian Steppe in Scythian and Sarmathian Epoch*. St. Petersburg: 141–157 (in Russian).
- Marsadolov, L. S., Zaitseva, G. I., Sementsov, A. A. and Lebedeva, L. M. 1996 The possibilities of radiocarbon dating for the connection of floating tree-ring scale of the great barrows of Sayan-Altai. In Zaitseva, G. I., Dergachev, V. A. and Masson, V. M., eds., *Radiocarbon and Archaeology* 1. St. Petersburg, Institute of the History of Material Culture: 24–32 (in Russian).
- Moshkova, M. G., ed. 1992 *Archaeology of the USSR: Steppe Zone of the Asian Part of the USSR in the Scythian and Sarmathian Time*. Moscow, Nauka: 494 p. (in Russian).
- Ralf, E. K., Michael, H. N. and Han, M. C. 1973 Radiocarbon dates and reality. *MASCA Newsletter* 9(1): 1–18.
- Rudenko, S. I. 1953 *The Culture of the Population of the Central Altai Region in Scythian Time*. Moscow-Leningrad, Nauka: 403 p. (in Russian).
- _____. 1970 *Frozen Tombs of Siberia: The Pazyryk Burials of Iron Age Horsemen*. Trans. M. Thompson. Berkeley, University of California Press: 340 p.
- Schneider, L., ed. 1991 *Source Notes on the History of Art*. Vol. 10, No. 4, Summer. New York, Ars Brevis Foundation: 36 p.
- Smirnov, K. F. 1964 *Savromathy*. Moscow, Nauka: 379 p. (in Russian).
- Stuiver, M. and Pearson, G. W. 1986 High-precision calibration of the radiocarbon time scale, AD 1950–500 BC. In Stuiver, M. and Kra, R., eds., Calibration Issue. *Radiocarbon* 28(2B): 805–838.
- van der Plicht, J. 1993 The Groningen radiocarbon calibration program. In Stuiver, M., Long, A. and Kra, R. S., eds., Calibration 1993. *Radiocarbon* 35(1): 231–237.
- Zacharieva, E. I. 1976 Tree-ring chronological investigations of the Arzhan barrow. *Soviet Archaeology* 1: 100–107 (in Russian).
- Zaitseva, G. I., Marsadolov, L. S., Sementsov, A. A. and Lebedeva, L. M. 1997 Floating tree-ring scale, radiocarbon and calibration curve as a base of the chronology of the Sayan-Altai key sites. In Proceedings of the Workshop on Radioisotopic Research in Geology, Geography and Archaeology–Tallinn 1996. *FACT* 54 (in press).
- Zaitseva, G. I., Vasiliev, S. S., Marsadolov, L. S., Dergachev, V. A., Sementsov, A. A. and Lebedeva, L. M. 1996 Calibration curve and the chronology of key monuments of the Sayan-Altai. In Jungner, H., ed., Proceeding of the 7th Nordic Conference “Scientific Methods in Archaeology”. Savonlinna, Finland (in press).
- Zamotorin, I. M. 1959 The relative chronology of the pazyryk barrows. *Soviet Archaeology* 1: 21–31 (in Russian).