



# How is Artificial Intelligence, a Central Tenet For the Disruptive Changes, is Shifting the Health Care Paradigm

## INTRODUCTION

Artificial intelligence (AI) is a field of study to make machines intelligent that they can mimic human behavior. Artificial intelligence is reforming numerous industries like cybersecurity, construction, manufacturing, education, retail and healthcare. In the current era of immense data and the gigantic computational powers, artificial intelligence is getting smart.

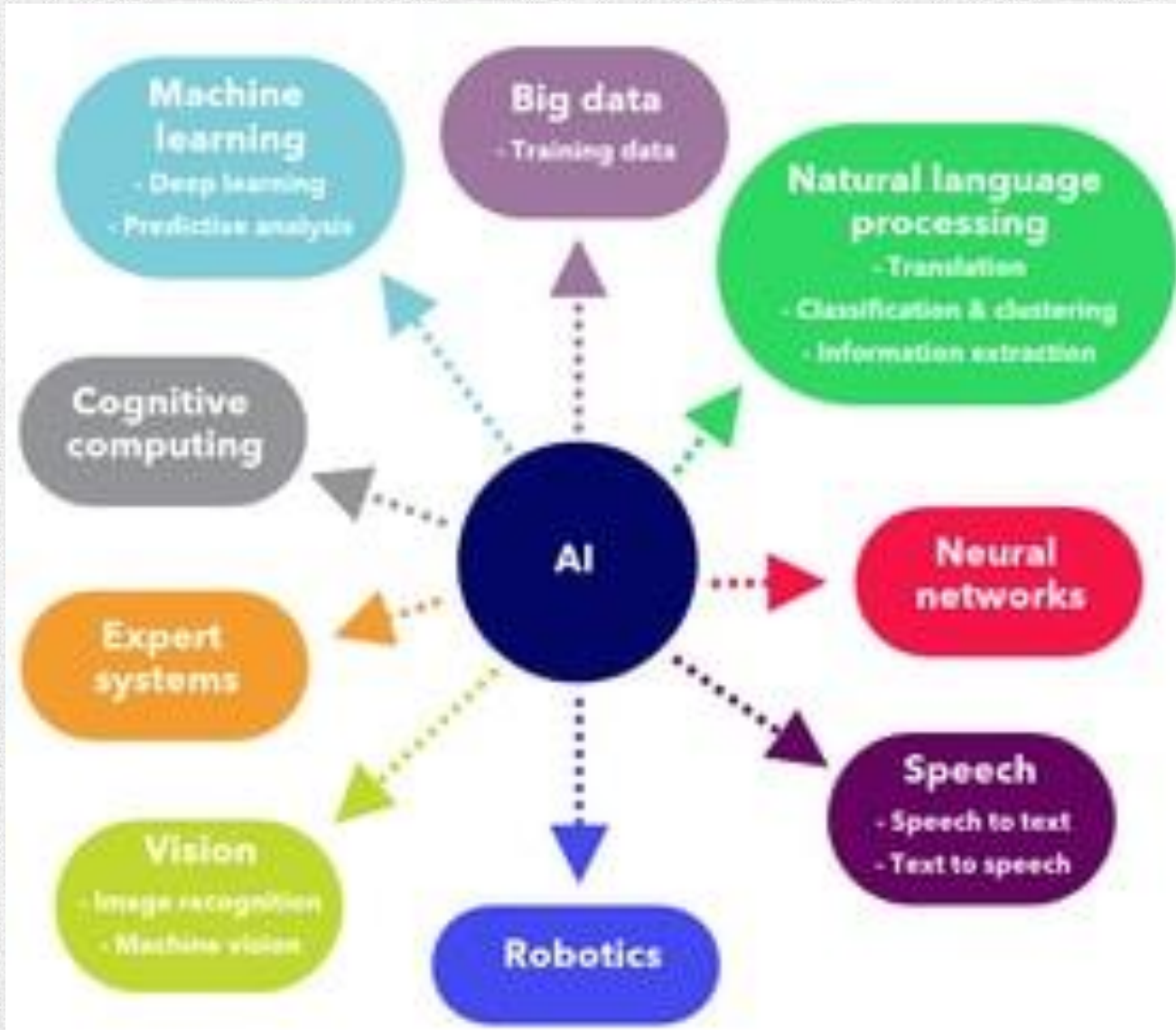


Fig. 1: Branches of Artificial Intelligence. Created by Syam, Nilay and Nguyen, Linh. "Everything You Need to Know about Artificial Intelligence", <https://news.cgtn.com/news/2019-06-12/Everything-you-need-to-know-about-artificial-intelligence-HswDK6aQdW/index.html>. [6]

## WHY AI IS IMPORTANT IN HEALTH SYSTEMS

Artificial intelligence can assist physicians in:

- Timely diagnosis and treatment of diseases<sup>[4]</sup>
- Providing up-to-date medical data from books, journals and clinical practices<sup>[1]</sup>
- Robot-assisted surgeries by combining medical records of the patient with real-time data
- Recommending medications after considering the past medical record and the latest information.

## HOW AI WORKS IN HEALTH SYSTEMS<sup>[1]</sup>

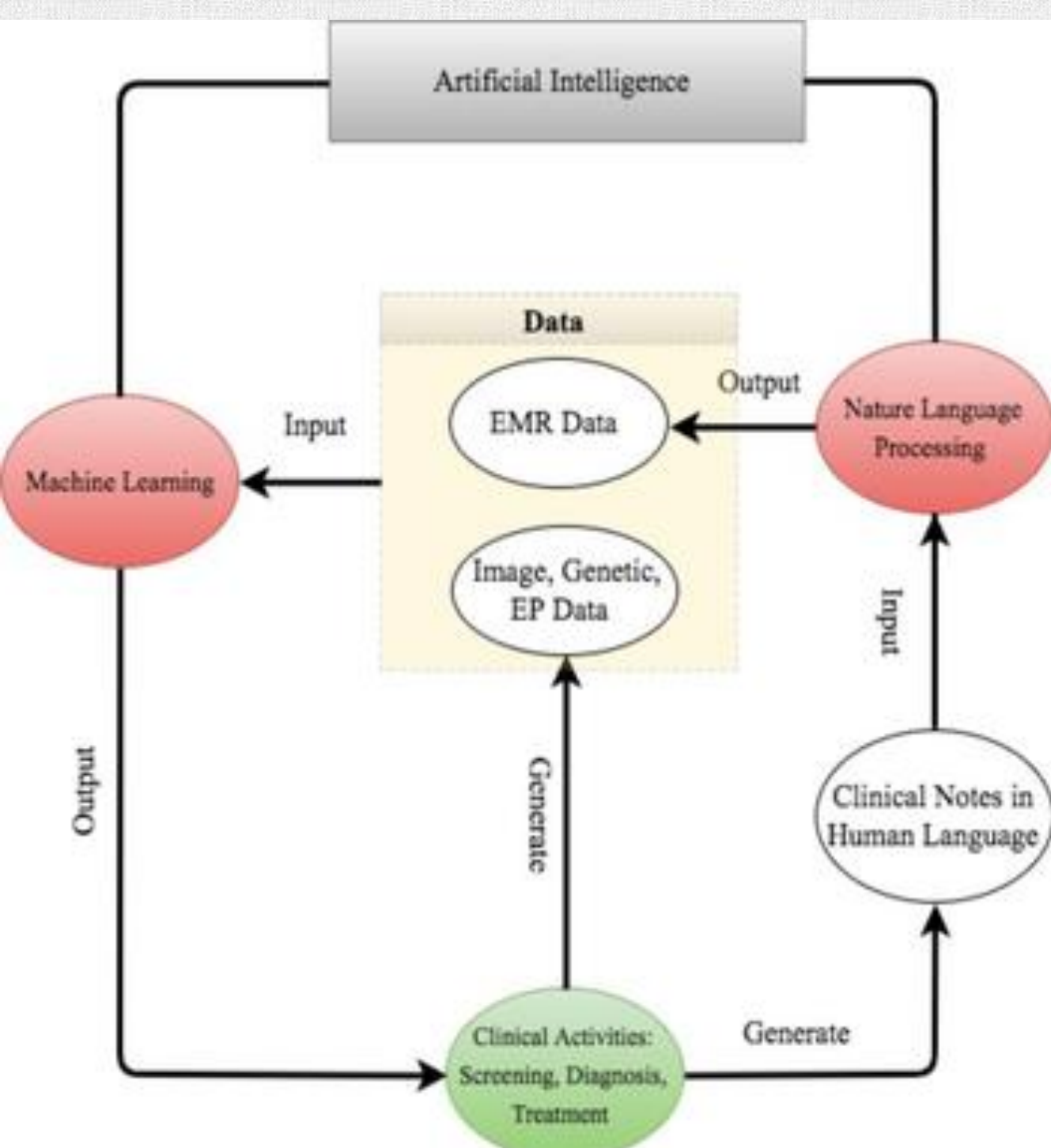


Fig. 2: Road map of data generation to decision making

## THE AI DEVICES<sup>[1]</sup>

- Machine Learning: Takes an image, speech, or patient's trait as input, extract features and make a decision to detect a disease.

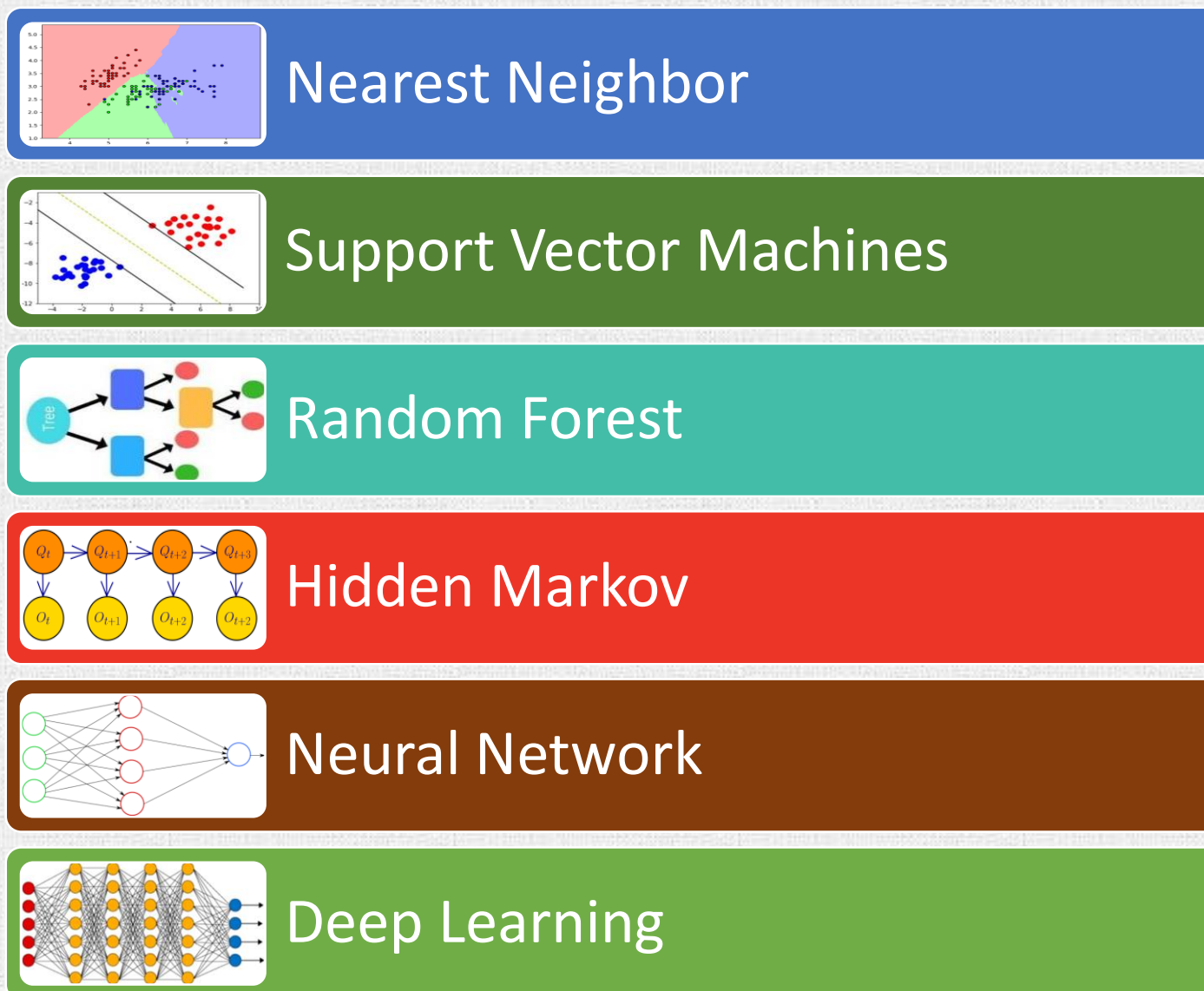


Fig. 3: Machine Learning Techniques applied in Health Care [9]

- Natural Language Processing (NLP): Process the textual clinical data, extracts the useful keywords and make decisions to identify normal and abnormal cases.

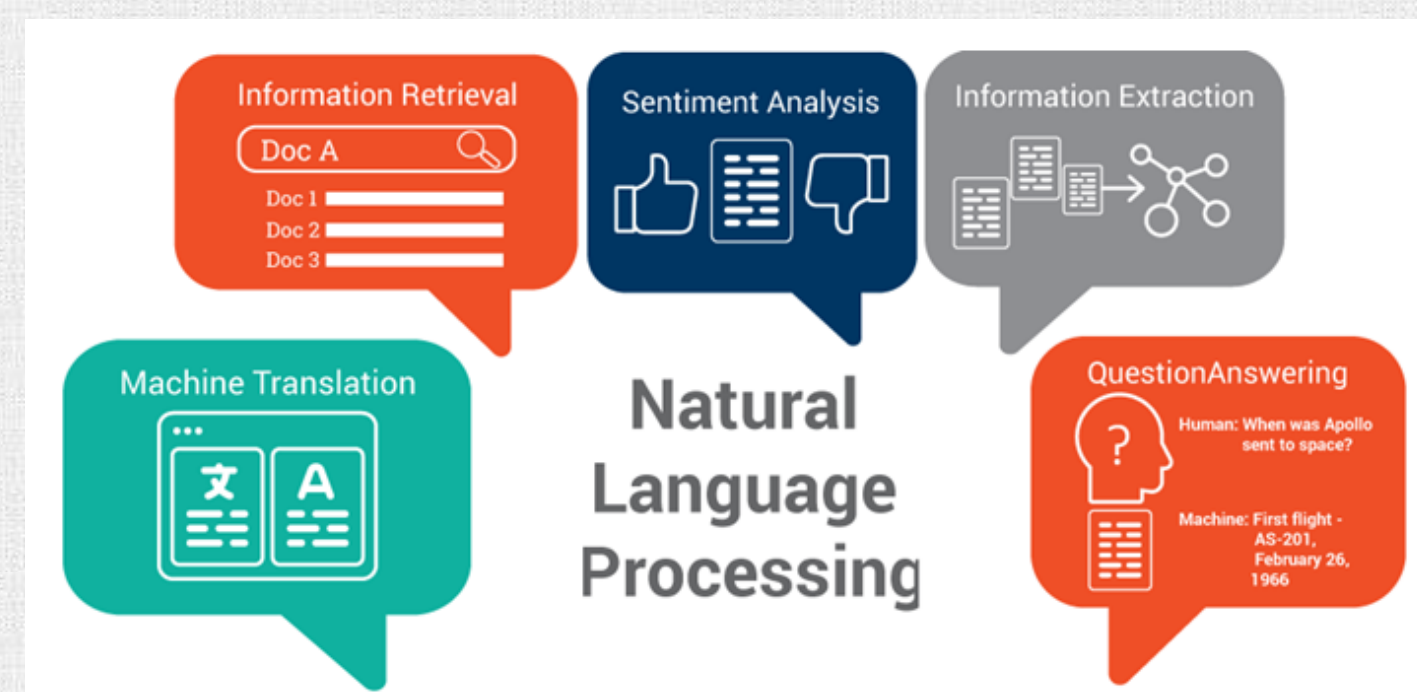


Fig. 4: Natural Language Processing. Created by Milena Yankova. From Top 5 Semantic Technology Trends to Look for in 2017, <https://www.ontotext.com/top-5-semantic-technology-trends-2017/>. [7]

## AI FOR DIAGNOSING DISEASES<sup>[2]</sup>

### Radiology

- Pneumonia
- Tuberculosis
- Head trauma and pancreatic cancer

### Pathology

- Brain tumor
- Breast cancer
- Lung Cancer

### Dermatology

- Skin cancers
- Melanoma
- Skin lesions

### Ophthalmology

- Diabetic retinopathy
- Retinal diseases (OCT)
- Macular degeneration

### Cardiology

- Echocardiography

## LIMITATIONS AND CHALLENGES<sup>[1,2,3]</sup>

Assessing safety and efficacy of AI systems

Human bias

Exchange of clinical data

Distributional Shift

Privacy and security of data

Displacing human work force

Unsafe Exploration

## FEW EXAMPLES OF AI BASED HEALTH SYSTEMS IN REAL LIFE<sup>[5]</sup>

IBM Watson for oncology patients

IBM Genomics for personalized cancer care

## CONCLUSION

Artificial intelligence is shifting the health paradigm by assisting physicians in early diagnosis and treatment of disease. AI has been applied for the detection of tuberculosis, cancer, bone fractures, and retinal diseases and the results are coherent with the physician's decisions. Although the recent advancements in AI, has produced some successful applications for diagnosis and treatment of diseases, the real-life implementation of AI-based health systems is still under the question. The consequences of a wrong prediction of the disease are significantly huge as compared to a physician. Such systems need to be exhaustively tested and validated before unleashing their power in clinical practices.

## REFERENCES

1. Jiang, Fei, Yong Jiang, Hui Zhi, Yi Dong, Hao Li, Sufeng Ma, Yilong Wang, Qiang Dong, Haipeng Shen, and Yongjun Wang. "Artificial intelligence in healthcare: past, present and future." *Stroke and vascular neurology* 2, no. 4 (2017): 230-243.
2. Topol, Eric J. "High-performance medicine: the convergence of human and artificial intelligence." *Nature medicine* 25, no. 1 (2019): 44.
3. Challen, Robert, Joshua Denny, Martin Pitt, Luke Gompels, Tom Edwards, and Krasimira Tsaneva-Atanasova. "Artificial intelligence, bias and clinical safety." *BMJ Qual Saf* 28, no. 3 (2019): 231-237.
4. Davenport, Thomas, and Dharvi Kalakota. "The potential for artificial intelligence in healthcare." *Future Healthcare Journal* 6, no. 2 (2019): 94-98.
5. IBM. Artificial intelligence in medicine. Retrieved from <https://www.ibm.com/watson-health/learn/artificial-intelligence-medicine>
6. Syam, Nilay and Nguyen, Linh. "Everything You Need to Know about Artificial Intelligence", last modified June 13, <https://news.cgtn.com/news/2019-06-12/Everything-you-need-to-know-about-artificial-intelligence-HswDK6aQdW/index.html>.
7. Yankova, Milena. "https://www.ontotext.com/Top-5-Semantic-Technology-Trends-2017/", last modified January 17, <https://www.ontotext.com/top-5-semantic-technology-trends-2017/>.
8. Title icon made by <https://www.flaticon.com/authors/itim2101>
9. Image Reference for Figure 3: Scikit-learn Developers. "Nearest Neighbors", [https://www.python-course.eu/k\\_nearest\\_neighbor\\_classifier.php](https://www.python-course.eu/k_nearest_neighbor_classifier.php). Sanjeevi, Madhu. "Support Vector Machine with Math", last modified September 29, <https://medium.com/deep-math-machine-learning-ai/chapter-3-support-vector-machine-with-math-47d6193c82be>. Polamuri, Saimadhu. "How the Random Forest Algorithm Works in Machine Learning", last modified May 22, <http://dataaspirant.com/2017/05/22/random-forest-algorithm-machine-learning/>. Mike. "Understanding Hidden Markov Models.", last modified August 2, <https://valserb.wordpress.com/2011/08/02/understanding-hidden-markov-models/>. Matthew Mayo, KDnuggets. "Neural Network Foundations, Explained: Updating Weights with Gradient Descent & Backpropagation.", last modified October, <https://www.kdnuggets.com/2017/10/neural-network-foundations-explained-gradient-descent.html>. Heal-Taixé, Laura and Matthias, Niessner. "Introduction to Deep Learning.", <https://dvl.in.tum.de/teaching/i2dl-ws18/>.