



State-Of-The-Art Convolutional Neural Networks for Smart Farms: A Review

Patrick Gikunda, Nicolas Jouandeau

► To cite this version:

Patrick Gikunda, Nicolas Jouandeau. State-Of-The-Art Convolutional Neural Networks for Smart Farms: A Review. Science and Information (SAI) Conference, Jul 2017, Londres, United Kingdom. hal-02317323

HAL Id: hal-02317323

<https://hal.archives-ouvertes.fr/hal-02317323>

Submitted on 15 Oct 2019

HAL is a multi-disciplinary open access archive for the deposit and dissemination of scientific research documents, whether they are published or not. The documents may come from teaching and research institutions in France or abroad, or from public or private research centers.

L'archive ouverte pluridisciplinaire **HAL**, est destinée au dépôt et à la diffusion de documents scientifiques de niveau recherche, publiés ou non, émanant des établissements d'enseignement et de recherche français ou étrangers, des laboratoires publics ou privés.

State-Of-The-Art Convolutional Neural Networks for Smart Farms: A Review

Patrick Kinyua Gikunda^{1,2} and Nicolas Jouandeau²

¹ Department of Computer Science
Dedan Kimathi University of Technology, Kenya
`patrick.gikunda@dkut.ac.ke`

² Le Laboratoire d'Informatique Avancée de Saint-Denis (LIASD)
University of Paris 8, France
`n@ai.univ-paris8.fr`

Abstract. Farming has seen a number of technological transformations in the last decade, becoming more industrialized and technology-driven. This means use of Internet of Things(IoT), Cloud Computing(CC), Big Data (BD) and automation to gain better control over the process of farming. As the use of these technologies in farms has grown exponentially with massive data production, there is need to develop and use state-of-the-art tools in order to gain more insight from the data within reasonable time. In this paper, we present an initial understanding of Convolutional Neural Network (CNN), the recent architectures of state-of-the-art CNN and their underlying complexities. Then we propose a classification taxonomy tailored for agricultural application of CNN. Finally, we present a comprehensive review of research dedicated to applications of state-of-the-art CNNs in agricultural production systems. Our contribution is in two-fold. First, for end users of agricultural deep learning tools, our benchmarking finding can serve as a guide to selecting appropriate architecture to use. Second, for agricultural software developers of deep learning tools, our in-depth analysis explains the state-of-the-art CNN complexities and points out possible future directions to further optimize the running performance.

Keywords: Convolutional Neural Network, SmartFarm, State-Of-The-Art

1 Introduction

The global population is set to touch 9.6 billion mark by year 2050 [4]. The continuous population growth means increase in demand for food to feed the population [5]. Agriculture is the practice of cultivation of land and breeding of animals & plants to provide food and other products in order to sustain and enhance life [6]. Due to the extreme weather conditions, rising climate change and environmental impact resulting from intensive farming practices [8], farmers are now forced to change their farming practices. To cope with the new

farming challenges, farmers are forced to practice smart farming [9], which offers solutions of farming management and environment management for better production. Smart farming focuses on the use of information and communication technology (ICT) in the cyber-physical farm management cycle for efficient farming [10].

Current ICT technologies relevant for use in smart farming include IoT [11], remote sensing [12], CC [13] and BD [14]. Remote sensing is the science of gathering information about objects or areas from a distance without having physical contact with objects or areas being investigated. Data collected through remote sensing and distributed devices is managed by cloud computing technology, which offers the tools for pre-processing and modelling of huge amounts of data coming from various heterogeneous sources [15]. These four technologies could create applications to provide solutions to today's agricultural challenges. The solutions include real time analytics required to carry out agile actions especially in case of suddenly changed operational or environmental condition (e.g. weather or disease alert). Fig. 1 summarises the concept of smart farming with various distributed sensor nodes connected through a network. The continuous monitoring, measuring, storing and analysing of various physical aspects has led to a phenomena of big data [16]. To get insight for practical action from this large type of data requires tools and methods that can process multidimensional data from different sources while leveraging on the processing time.

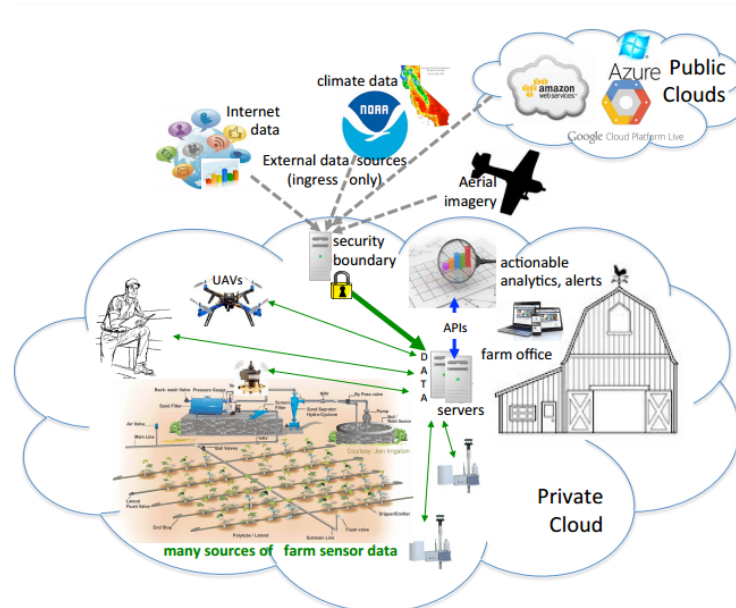


Fig. 1. SmartFarm made up of IoT nodes connected through a Network [9]

One of the successful data processing tool applied in this kind of large dataset is the biologically inspired Convolutional Neural Networks (CNNs), which have achieved state-of-the-art results [17] in computer vision [18] and data mining [19]. As deep learning has been successfully applied in various domains, it has recently entered in the domain of agriculture [10]. CNN is a subset method of Deep Learning(DL) [20], defined as deep, feed-forward Artificial Neural Network(ANN)[21]. The CNN convolutions allow data representations in a hierarchical way [22]. The common characteristics of CNN models is that they follow the same general design principles of successive applying convolutional layers to the input, periodically downsampling the spatial dimensions while increasing the number of feature maps. These architectures serve as rich feature extractors which can be used for image classification, object detection, image segmentation and many more other advanced tasks. This study investigates the agricultural problems that employ the major state-of-the-art CNN architectures that have participated in the ImageNet Large Scale Visual Recognition Challenge (ILSVRC) [23] with highest accuracy in a multi-class classification problem. ImageNet [26] classification challenge has played a critical role in advancing the CNN state-of-the-art [17]. The motivation for carrying out the study include: a) CNNs has better precision compared to other popular image-processing techniques in the large majority of problems [27]. b) CNN has entered in the agricultural domain with promising potential [28]. c) all the CNN models that have achieved the top-5 error are successful when applied in other computer vision domain with remarkable results [27]. This review aims to provide insight on use of state-of-the-art CNN models in relation to smart farming and to identify smart farming research and development challenges related to computer vision. Therefore the analysis will primarily focus on the success on use of state-of-the-art CNN models in smart farms with a intention to provide this relevant information to the future researchers. From that perspective the research questions to be addressed in the study are:

- (a) What is the role of CNN in smart farming?
- (b) What type of the state-of-the-art CNN architecture should be used?
- (c) What are the benefits of using state-of-the-art CNN in IoT based agricultural systems?

The rest of the paper is organized as follows: in Section 2, we present an overview of existing state-of-the-art CNNs architectures including their recent updates. Then we propose a taxonomy to provide a systematic classification of agricultural issues for CNN application. In Section 3, we present the existing state-of-the-art CNNs and their scope of application in agri-systems. We conclude the paper in Section 4.

2 Methodology

In order to address the research questions a bibliographic analysis in the domain under study was done between 2012 and 2018, it involved two steps: a) collection of related works and, b) detailed review and analysis of the works. The

choice of the period is from the fact that CNN is rather a recent phenomenon. In the first step, a keyword-based search using all combinations of two groups of keywords of which the first group addresses CNN models (LeNet, AlexNet, NIN, ENet, GoogLeNet, ResNet, DenseNet, VGG, Inception) and the second group refers to farming (i.e. agriculture, farming, smart farming). The analysis was done while considering the following research questions: a) smart farm problem they addressed, b) dataset used, c) accuracy based on author's performance metric, d) state-of-the-art CNN model used. Its important to note that use of state-of-the-art deep learning has great potential, and there have been recent small comparative studies to analyse and compare the most efficient architecture to use in agricultural systems. They include: Comparison between LeNet, AlexNet, and VGGNet on automatic identification of center pivot irrigation [29] and comparison between VGG-16, Inception-V4, Resnet and DenseNet for plant disease identification [30].

3 State-of-the-art CNN: An Overview

CNNs typically perform best when they are large, meaning when they have more deeper and highly interconnected layers [31]. The primary drawback of these architectures is the computational cost, thus large CNNs are typically impractically slow especially for embedded IoT devices [32]. There are recent research efforts on how to reduce the computation cost of deep learning networks for everyday application while maintaining the prediction accuracy [33]. In order to understand the application of the state-of-the-art CNN architectures in agricultural systems, we reviewed the accuracy and computational requirements from relevant literature including recent updates of networks as shown in Fig 2. The classical state-of-the-art deep network architectures include; LeNet [34], AlexNet [35], NIN [36], ENet[37], ZFNet [38], GoogleLeNet [39] and VGG 16 [40]. Modern architectures include; Inception [41], ResNet [42], and DenseNet [43].

LeNet-5 is a 7-layer pioneer convolutional network by LeCun et al. [34] to classify digits, used to recognise hand-written numbers digitized in 32x32 pixel greyscale input images. High resolution images require more convolutional layers, so the model is constrained by the availability of the computing resources.

AlexNet is a 5-layer network similar to LeNet-5 but with more filters [35]. It outperformed Lenet-5 and won the LSVRC challenge by reducing the top-5 error from 26.2% to 15.3%. Use Rectified Linear Unit (Relu) [1] instead of Hyperbolic Tangent (Tanh) [2] to add non-linearity and accelerates the speed by 6 times. Droupout was employed to reduce over-fitting in the fully-connected layers. Overlap pooling was used to reduce the size of the network while reducing top-1 error by 0.4% and top-5 error by 0.3%.

Lin et al. [36] created a Network in Network(NIN) which inspired the inception architecture of googlenet. In their paper, they replaced the linear filters with nonlinear multi linear perceptrons that had better feature extraction and accuracy. They also replaced the fully connected layers with activation maps and

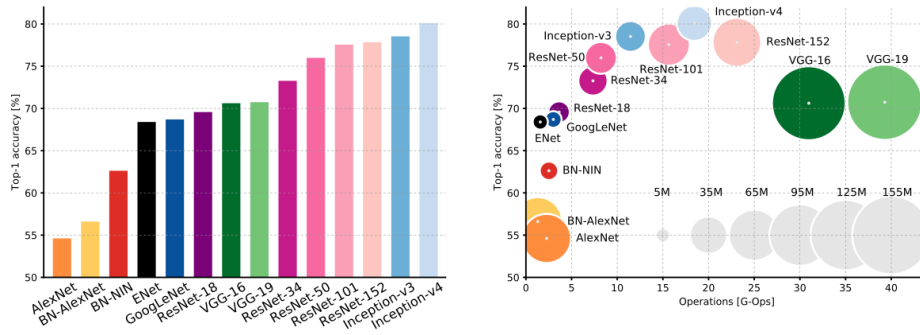


Fig. 2. Top-1 Accuracy vs the computational cost. The size of the circles is proportional to number of parameters. Legend; the grey circles at the bottom right represents number of parameters in millions. [32]

global average pooling. This move helped reduce the parameters and network complexity.

In their article Paszke et al. [37] introduced an Efficient Neural Network (ENet) for running on low-power mobile devices while achieving state-of-the-art results. ENet architecture is largely based on ResNets. The structure has one master and several branches that separate from the master but concatenate back.

In their work Zeiler and Fergus [38] created ZFNet which won a ILSVRC 2013 [25] image classification. It was able to achieve a top-5 rate of 14.8% an improvement of the AlexNet. They were able to do this by tweaking the hyperparameters of AlexNet while maintaining the same structure with additional deep learning elements. There is no record observed of use of ZFNet in agricultural systems despite the accuracy improvement. Each branch consists of three convolutional layers. The ‘first’ 1×1 projection reduces the dimensionality while the latter 1×1 projection expands the dimensionality. In between these convolutions, a regular (no annotation / asymmetric X), dilated (dilated X) or full convolution (no annotation) takes place. Batch normalization [60] and PReLU [61] are placed between all convolutions. As regularizer in the bottleneck, Spatial Dropout is used. MaxPooling on the master is added only when the bottleneck is downsampling which is true.

GoogLeNet, a 2014 ILSVRC image classification winner, was inspired by LeNet but implemented a novel inception module. The Inception cell performs series of convolutions at different scales and subsequently aggregate the results. This module is based on several very small convolutions in order to drastically reduce the number of parameters. There has been tremendous efforts done to improve the performance of the architecture: a) Inception v1 [39] which performs convolution on an input, with 3 different sizes of filters (1×1 , 3×3 , 5×5). Additionally, max pooling is also performed. The outputs are concatenated and sent to the next inception module. b) Inception v2 and Inception v3 [41] factorize 5×5

convolution to two 3x3 convolution operations to improve computational speed. Although this may seem counterintuitive, a 5x5 convolution is 2.78 times more expensive than a 3x3 convolution. So stacking two 3x3 convolutions in fact leads to a boost in performance. c) In Inception v4 and Inception-ResNet [44] the initial set of operations were modified before introducing the Inception blocks.

Simonyan and Zisserman created VGGNet while doing investigation on the effect of convolutional network depth on its accuracy in the large-scale image recognition setting. The VGGNet took the second place after GoogLeNet in the competition. The model is made up of 16 convolutional layers which is similar to [35] but with many filters. There have been a number of updates to the VGGNet architecture starting with pioneer VGG-11(11 layers) which obtained 10.4% error rate[40]. VGG-13 (13 layers) obtains 9.9% error rate, which means the additional convolutional layers help the classification accuracy. VGG-16(16 layers) obtained a 9.4% error rate, which means the additional 3x1x1 conv layers help the classification accuracy. 1x1 convolution helps increase non-linearity of the decision function, without changing the dimensions of input and output, 1x1 convolution is able to do the projection mapping in the same high dimensionality. This approach is used in NIN [36] GoogLeNet [39] and ResNet [42]. After updating to VGG-16 it obtained 8.8% error rate which means the deep learning network was still improving by adding number of layers. VGG-19(19 layers) was developed to further improve the performance but it obtained 9.0% showing no improvement even after adding more layers.

When deeper networks start converging, a degradation problem is exposed: with the network depth increasing, accuracy gets saturated and then degrades rapidly. Deep Residual Neural Network(ResNet) created by Kaiming He et al. [42] introduced a novel architecture with insert shortcut connections which turn the network into its counterpart residual version. This was a breakthrough which enabled the development of much deeper networks. The residual function is a refinement step in which the network learns how to adjust the input feature map for higher quality features. Following this intuition, the network residual block was refined and proposed a pre-activation variant of residual block [45], in which the gradients can flow through the shortcut connections to any other earlier layer unimpeded. Each ResNet block is either 2 layer deep (used in small networks like ResNet 18, 34) or 3 layer deep(ResNet 50, 101, 152). This technique is able to train a network with 152 layers while still having lower complexity than VGGNet. It achieves a top-5 error rate of 3.57% which beats human-level performance on this dataset. Although the original ResNet paper focused on creating a network architecture to enable deeper structures by alleviating the degradation problem, other researchers have since pointed out that increasing the network's width (channel depth) can be a more efficient way of expanding the overall capacity of the network.

In DenseNet which is a logical extension of ResNet, there is improved efficiency by concatenating each layer feature map to every successive layer within a dense block [43]. This allows later layers within the network to directly leverage the features from earlier layers, encouraging feature reuse within the network.

For each layer, the feature-maps of all preceding layers are used as inputs, and its own feature-maps are used as inputs into all subsequent layers, this helps alleviate the vanishing-gradient problem, feature reuse and reduce number of parameters.

3.1 Proposed agricultural issues classification taxonomy

Many agricultural CNN solutions have been developed depending on specific agriculture issues. For the study purpose, a classification taxonomy tailored to CNN application in the smart farming was developed as shown Fig 3. In this section, we categorize use of state-of-the-art CNN based on the agricultural issue they solve:

- (a) Plant management includes solutions geared towards crop welfare and production. This includes classification(species), detection(disease and pest) and prediction(yield production).
- (b) Livestock management address solutions for livestock production(prediction and quality management) and animal welfare(animal identification, species detection and disease and pest control).
- (c) Environment management addresses solutions for land and water management.

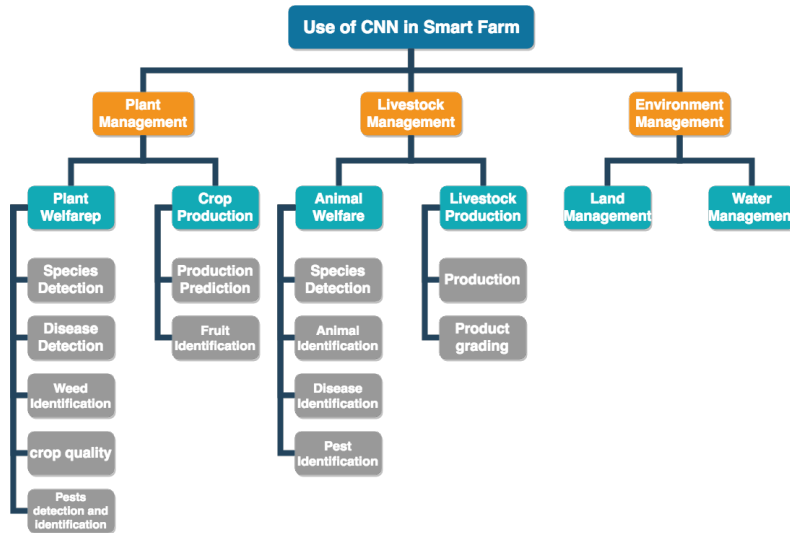


Fig. 3. Proposed classification taxonomy for CNN use in smart farm

3.2 Use of state-of-the-art CNN in Smart Farms

The table 1, shows use of state-of-the-art CNN in agriculture and in particular the areas of plant and leaf disease detection, animal face identification, plant recognition, land cover classification, fruit counting and identification of weeds. It consist of 5 columns to show: the problem description, size of data used, accuracy according to the metrics used, the state-of-the-art CNN used and reference literature.

In their paper, Amara et al. [54] use the LeNet architecture to classify the banana leaves diseases. The model was able to effectively classify the leaves after several experiments. The approach was able to classify leaves images with different illumination, complex background, resolution, size, pose, and orientation. We also reviwed use of CaffeNet architecture [59] in agricultural application, which is a 1-GPU version of AlexNet. The success of this model at LSVRC 2012 [24] encourage many computer vision community to explore more on the application of deep learning in computer vision. Mohanty et al. [7] combined both AlexNet and GoogLeNet to identify 14 crop species and 26 diseases(or absence thereof) from a dataset of 54,305 images. The approach records an impressive accuracy of 99.35% demonstrating the feasibility of the state-of-the-art CNN architectures. Other areas AlexNet has been used with high accuracy record include; identify plants using different plant views [49], identify plant species [48], identify obstacles in the farm [50] and leaf disease detection [3]. Because of its achievement to improve utilization of the computing resources GoogLeNet has been used in fruit count [53] and plant species classification [7]. VGGNet has been used in classifying weed [56], detect obstacles in the farm [51], fruit detection [47] and animal face recognition [55]. Like ResNet, DenseNet is a recent model that explains why it has not been employeed significantly in farming, nevertheless it has been used in thistle identification in winter wheat and spring barley [52]. Since ResNet is a such a recent model, it have only been used by one author in fruit counting [53]. Many of the CNN developed for agricultural use depend on the problem or challenge they solve.

4 Conclusions and Recommendations

Despite remarkable achievement in use state-of-the-art CNN in agriculture in general, there exist grey areas in relation to smart farm that future researchers may look at. These areas may include; real-time image classification, interactive image classification and interactive object detection. State-of-the-art CNN is relatively a new technology that explain why the finding of the study about their use in smart farm is relatively small. However, its is important to note that models built from state-of-the-art architectures have a impressive record of better precision performance. In this paper, we aimed at establishing the potential of state-of-the-art CNN in IoT based smart farms. In particular we first discussed the architectures of state-of-the-art CNNs and their respective prediction accuracy at the ILSVRC challenge. Then a survey on application of the identified CNNs in Agriculture was performed; to examine the particular application in

Table 1. Use of state-of-the-art CNN in Smart Farm

No.	Smartfarm Problem description	Data used	Accuracy	CNN Framework used	Article
1	Fruit detection	Images of three fruit varieties: apples (726), almonds (385) and mangoes (1154)	F1 (precision score) of 0.904 (apples) 0.908 (mango) 0.775 (almonds)	VGGNet	[46]
2	Detection of sweet pepper and rock melon fruits	122 images	0.838 (F1)	VGGNet	[47]
3	Recognize different plant species	Data set of 44 classes	99.60% (CA - correct prediction)	AlexNet	[48]
4	Recognize different plant	91 759 images	48.60% (LC-correct species classification)	AlexNet	[49]
5	Identify obstacles in row crops and grass mowing	437 images	99.9% in row crops and 90.8% in grass mowing (CA)	AlexNet	[50]
6	Identify crop species and diseases	54 306 images	0.9935 (F1)	AlexNet + GoogLeNet	[7]
7	Detect obstacles that are distant, heavily occluded and unknown	48 images	0.72 (F1)	AlexNet + VGG	[51]
8	Leaf disease detection	4483 images	96.30% (CA)	CaffeNet	[3]
9	Identify thistle in winter wheat and spring barley images	4500 images	97.00% (CA)	DenseNet	[52]
10	Predict number of tomatoes in images	24 000 images	91% (RFC-Ratio of total fruits counted) on real images, 93% (RFC) on synthetic images	GoogLeNet + ResNet	[53]
11	Classify banana leaf diseases	3700 images	96% (CA), 0.968 (F1)	LeNet	[54]
12	Identify pig face	1553 images	96.7% (CA)	VGGNet	[55]
13	Classify weed from crop species based on 22 different species in total	10413 images	86.20% (CA)	VGGNet	[56]
14	Detecting and categorizing the criticalness of Fusarium wilt of radish based on thresholding a range of color features	1500 images		GoogLeNet	[57]
15	Fruit counting	24 000 images	91% accuracy	Inception-ResNet	[53]
16	Automatic Plant disease diagnosis for early disease symptoms	8178 images	overall improvement of the balanced accuracy from 0.78 to 0.87 from previous 2017 study	Deep ResNet	[58]

a smart farm, listed technical details of the architecture employed and overall prediction accuracy achieved according to the author precision metrics. From the study its evident of continuous accuracy improvement of the state-of-the-art CNN architectures as computer vision community put effort to perfect the methods. The findings indicate that state-of-the-art CNN has achieved better precision in all the cases applied in the agricultural domain, scoring higher accuracy

in majority of the problem as compared to other image-processing techniques. Considering that the state-of-the-art CNN has achieved state-of-the-art results in prediction in general and high precision in the few farming cases observed, there is great potential that can be achieved in using the methods in smart farming. It has been observed that many authors apply more than one architecture in order to optimize the performance of the network without compromising the expected accuracy. This approach is very efficient in the observed cases, and we recommend similar hybrid approach when building robust IoT based networks which are computationally fair to the mobile devices. This study aims to motivate researchers to experiment and apply the state-of-the-art methods in smart farms problems related to computer vision and data analysis in general.

References

1. Xu, B., Wang, N., Chen, T., Li, M. Empirical Evaluation of Rectified Activations in Convolutional Network. CoRR, abs/1505.00853 (2015).
2. Luo, P., Li, H. Research on Quantum Neural Network and its Applications Based on Tanh Activation Function. *Comput. Digit. Eng*, 16, 33–39 (2016).
3. Sladojevic, S., Arsenovic, M., Anderla, A., Culibrk, D., Stefanovic, D. (2016). Deep Neural Networks Based Recognition of Plant Diseases by Leaf Image Classification. *Comp. Int. and Neuroscience* (2016).
4. Godfray, H.C., Beddington, J.R., Crute, I.R., Haddad, L., Lawrence, D., Muir, J.F., Pretty, J.N., Robinson, S., Thomas, S.M., Toulmin, C. Food security: the challenge of feeding 9 billion people. *Science*, 327 5967, 812-8 (2010).
5. Lutz, W.L., Sanderson, W.C., Scherbov, S. The coming acceleration of global population ageing. *Nature*, 451, 716-719 (2008).
6. Bruinsma, J. (Ed.). *World Agriculture: Towards 2015/2030. An FAO Perspective*. Earthscan, London (2003).
7. Mohanty, S.P., Hughes, D.P., Salathé, M. Using Deep Learning for Image-Based Plant Disease Detection. *Front. Plant Science* (2016).
8. Gebbers, R., Adamchuk, V.I. Precision agriculture and food security. *Science*, 327 5967, 828-31 (2010).
9. Krintz, C., Wolski, R., Golubovic, N., Lampel, B., Kulkarni, V., Sethuramasamyraja, B.B., Roberts, B. *SmartFarm : Improving Agriculture Sustainability Using Modern Information Technology* (2016).
10. Kamilaris, Andreas Prenafeta Boldú, Francesc. A review of the use of convolutional neural networks in agriculture. *The Journal of Agricultural Science*. 1-11. 10.1017/S0021859618000436 (2018).
11. Weber R. H. Weber R. *Internet of Things: Legal perspectives*. Berlin: Springer-Verlag Berlin Heidelberg. 10.1007/978-3-642-11710-7 (2010).
12. Anindya Sunday, Remote Sensing in Agriculture, *International Journal of Environment, Agriculture and Biotechnology (IJEAB)*, Vol-1, Issue-3 (2016).
13. Jinbo, C., Xiangliang, C., Han-Chi, F. et al. *Cluster Computing*.<https://doi.org/10.1007/s10586-018-2022-5>
14. Chi M, Plaza A, Benediktsson JA, Sun Z, Shen J and Zhu Y. Big data for remote sensing: challenges and opportunities. *Proceedings of the IEEE* 104, 2207–2219 (2016).

15. Waga D and Rabah K. Environmental conditions' big data management and cloud computing analytics for sustainable agriculture. *World Journal of Computer Application and Technology* 2,73–81 (2017).
16. Chen, M., Mao, S., Liu, Y. Big Data: A Survey. *MONET*, 19, 171-209 (2014).
17. Russakovsky, O., Deng, J., Su, H., Krause, J., Satheesh, S., Ma, S., Huang, Z., Karpathy, A., Khosla, A., Bernstein, M.S., Berg, A.C., Fei-Fei, L. ImageNet Large Scale Visual Recognition Challenge. *International Journal of Computer Vision*, 115, 211-252 (2015).
18. Liang, M., Hu, X. (2015). Recurrent convolutional neural network for object recognition. *IEEE Conference on Computer Vision and Pattern Recognition (CVPR)*, 3367-3375 (2015).
19. Poria, S., Cambria, E., Gelbukh, A.F. Aspect extraction for opinion mining with a deep convolutional neural network. *Knowledge-Based System.*, 108, 42-49 (2016).
20. Goodfellow, I.J., Bengio, Y., Courville, A.C. Deep Learning. *Nature*, 521, 436-444, (2015).
21. Bhandare, A., Bhide, M., Gokhale, P., Chandavarkar, R. Applications of Convolutional Neural Networks, (2016).
22. Schmidhuber J. Deep learning in neural networks: an overview. *Neural Networks* 61,85–117 (2015).
23. <http://image-net.org/challenges/LSVRC/2017>, last accessed 2018/09/02.
24. <http://image-net.org/challenges/LSVRC/2012/>, last accessed 2018/09/02.
25. <http://image-net.org/challenges/LSVRC/2013/>, last accessed 2018/09/02.
26. ImageNet, <http://image-net.org>, last accessed 2018/10/21.
27. Zahangir M.A, Tarek M. Taha1, Chris Yakopcic, Stefan Westberg, Paheding Sidike, Mst Shamima Nasrin, Brian C Van Essen, Abdul A S. Awwal, and Vijayan K. Asari. The History Began from AlexNet: A Comprehensive Survey on Deep Learning Approaches.<https://arxiv.org/pdf/1803.01164>
28. Kamilaris, Andreas and Francesc X. Prenafeta-Boldu. “Deep learning in agriculture: A survey.” *Computers and Electronics in Agriculture* 147: 70-90 (2018).
29. Zhang, C., Yue, P., Liping, D., Zhaoyan, W., Automatic Identification of Center Pivot Irrigation Systems from Landsat Images Using Convolutional Neural Networks. *Agriculture* (2018).
30. Chebet, E., Yujian, I., Njuki, S., Yingchun, L., A comparative study of fine-tuning deep learning models for plant disease identification. *Computers and Electronics in Agriculture*. <https://doi.org/10.1016/j.compag.2018.03.032>
31. Andri, R., Cavigelli, L., Rossi, D., Benini, L. Hyperdrive: A Systolically Scalable Binary-Weight CNN Inference Engine for mW IoT End-Nodes. 2018 IEEE Computer Society Annual Symposium on VLSI (ISVLSI), 509-515 (2018).
32. Canziani, A., Paszke, A., Culurciello, E. An Analysis of Deep Neural Network Models for Practical Applications. *CoRR*, abs/1605.07678 (2016).
33. HasanPour, S.H., Rouhani, M., Fayyaz, M., Sabokrou, M., Adeli, E. Towards Principled Design of Deep Convolutional Networks: Introducing SimpNet. *CoRR*, abs/1802.06205 (2018).
34. LeCun, Y., Bottou, L., Bengio, Y. Gradient-Based Learning Applied to Document Recognition. *Proceedings of the IEEE*, 86(11):2278–2324 (1998).
35. Krizhevsky, A., Sutskever, I., Hinton, G.E. ImageNet Classification with Deep Convolutional Neural Networks. *Commun. ACM*, 60, 84-90. (2012).
36. Lin, M., Chen, Q., Yan, S. Network In Network. *CoRR*, abs/1312.4400 (2013).
37. Paszke, A., Chaurasia, A., Kim, S., Culurciello, E. ENet: A Deep Neural Network Architecture for Real-Time Semantic Segmentation. *CoRR*, abs/1606.02147 (2016).

38. Zeiler, M.D., Fergus, R. Visualizing and understanding convolutional networks. In European conference on computer vision, pages 818–833. Springer (2014).
39. Szegedy, C., Liu, W., Jia, Y., Sermanet, P., Reed, S.E., Anguelov, D., Erhan, D., Vanhoucke, V., Rabinovich, A. Going deeper with convolutions. IEEE Conference on Computer Vision and Pattern Recognition (CVPR), 1-9 (2015).
40. Simonyan, K., Zisserman, A. Very Deep Convolutional Networks for Large-Scale Image Recognition. CoRR, abs/1409.1556 (2014).
41. Szegedy, C., Vanhoucke, V., Ioffe, S., Shlens, J., Wojna, Z. (2016). Rethinking the Inception Architecture for Computer Vision. IEEE Conference on Computer Vision and Pattern Recognition (CVPR), 2818-2826 (2016).
42. He, K., Zhang, X., Ren, S., Sun, J. Deep Residual Learning for Image Recognition. 2016 IEEE Conference on Computer Vision and Pattern Recognition (CVPR), 770-778 (2015).
43. Huang, G., Liu, Z., Maaten, L.V., Weinberger, K.Q. Densely Connected Convolutional Networks. 2017 IEEE Conference on Computer Vision and Pattern Recognition (CVPR), 2261-2269 (2017).
44. Szegedy, C., Ioffe, S., Vanhoucke, V. Inception-v4, Inception-ResNet and the Impact of Residual Connections on Learning. AAAI (2017).
45. He, K., Zhang, X., Ren, S., Sun, J. Identity Mappings in Deep Residual Networks. ECCV (2016).
46. Bargoti, S., Underwood, J.P. Deep fruit detection in orchards. 2017 IEEE International Conference on Robotics and Automation (ICRA), 3626-3633 (2017).
47. Sa, I., Ge, Z., Dayoub, F., Upcroft, B., Perez, T., McCool, C. DeepFruits: A Fruit Detection System Using Deep Neural Networks. Sensors (2016).
48. Lee, S.H., Chan, C.S., Wilkin, P., Remagnino, P. Deep-plant: Plant identification with convolutional neural networks. 2015 IEEE International Conference on Image Processing (ICIP), 452-456 (2015).
49. Reyes, A.K., Caicedo, J.C., Camargo, J.E. Fine-tuning Deep Convolutional Networks for Plant Recognition CLEF (2015).
50. Steen, K.A., Christiansen, P., Karstoft, H., Jørgensen, R.N. Using Deep Learning to Challenge Safety Standard for Highly Autonomous Machines in Agriculture. J. Imaging, 2, 6 (2016).
51. Christiansen, P., Nielsen, L.N., Steen, K.A., Jørgensen, R.N., Karstoft, H. Deep-Anomaly: Combining Background Subtraction and Deep Learning for Detecting Obstacles and Anomalies in an Agricultural Field. Sensors (2016).
52. Sørensen, R. A., Rasmussen, J., Nielsen, J., Jørgensen, R. N. Thistle Detection using Convolutional Neural Networks. In EFITA WCCA 2017 Conference, Montpellier Supagro, Montpellier, France, July 2–6 (2017).
53. Rahnemoonfar, M., Sheppard, C. Deep Count: Fruit Counting Based on Deep Simulated Learning. Sensors (2017).
54. Amara, J., Bouaziz, B., Algergawy, A. A Deep Learning-based Approach for Banana Leaf Diseases Classification. BTW (2017).
55. Hansen, M.F., Smith, M.L., Smith, L.N., Salter, M.G., Baxter, E.M., Farish, M., Grieve, B. Towards on-farm pig face recognition using convolutional neural networks. Computers in Industry, 98, 145-152 (2018).
56. Dyrmann, M., Karstoft, H., Midtiby, H. Plant species classification using deep convolutional neural network. Biosystems Engineering 151,72–80 (2016).
57. Hyun, J., Ibrahim, H., Irfan, M., Minh, L., Suhyeon, I. UAV based wilt detection system via convolutional neural networks. Sustainable Computing: Informatics and Systems. <https://doi.org/10.1016/j.suscom.2018.05.010>

58. Picona, A., Alvarez, A., Seitz, M., Ortiz, O., Echazarra, J., Johannes, A. Deep convolutional neural networks for mobile capture device-based crop disease classification in the wild. *Computers and Electronics in Agriculture*. <https://doi.org/10.1016/j.compag.2018.04.002>
59. Jia, Y., Shelhamer, E., Donahue, J., Karayev, S., Long, J., Girshick, R.B., Guadarrama, S., Darrell, T. Caffe: Convolutional Architecture for Fast Feature Embedding. *ACM Multimedia* (2014).
60. Ioffe, S., Szegedy, C. Batch Normalization: Accelerating Deep Network Training by Reducing Internal Covariate Shift. *ICML* (2015).
61. He, K., Zhang, X., Ren, S., Sun, J. Delving Deep into Rectifiers: Surpassing Human-Level Performance on ImageNet Classification. *2015 IEEE International Conference on Computer Vision (ICCV)*, 1026-1034 (2015).