

Spring 5-4-2017

From Waste to Wonders

Katrina Alano
Kennesaw State University

Follow this and additional works at: https://digitalcommons.kennesaw.edu/barch_etd

Recommended Citation

Alano, Katrina, "From Waste to Wonders" (2017). *Bachelor of Architecture Theses - 5th Year*. 8.
https://digitalcommons.kennesaw.edu/barch_etd/8

This Thesis is brought to you for free and open access by the Department of Architecture at DigitalCommons@Kennesaw State University. It has been accepted for inclusion in Bachelor of Architecture Theses - 5th Year by an authorized administrator of DigitalCommons@Kennesaw State University. For more information, please contact digitalcommons@kennesaw.edu.

From Waste to Wonders

Thesis Proposal is Presented to the
Faculty of the Department of Architecture
School of Architecture and Construction Management
by

Katrina Alano

In partial fulfillment of the requirements for the Degree:

Bachelor of Architecture

Kennesaw State University

Kennesaw State University

Department of Architecture
College of Architecture and Construction Management

Thesis Collaborative 2016 – 2017

Request for Approval of Project Book

Katrina Mariz Javelosa Alano

From Waste to Wonders

Thesis Summary

Can you change someone's life with a pair of scissors and a plastic bottle? This thesis takes inspiration from the existing resilient use of material in the slums and explores the material properties of the most abundantly found and discarded material, the plastic bottle. By experimenting with the capabilities of the plastic bottle, the goal of this thesis is to create a surface tectonic that enhances the experience for the currently oppressed women, while also arguing the notion that the right to the city is a collective privilege—everyone, regardless of gender, has the right to space. According to Farshid Moussavi's writings on Function of Form, the overall feeling and atmosphere of a space is derived from the materiality of the surfaces; Building upon this notion, the thesis inquires: how can we utilize the simple material of the plastic bottle to create liberating spaces for the women? How can we use the atmospheric quality of space & material utilization for the empowerment of women?

Student Signature _____ Date _____

Approved by:

Internal Advisor 1: Professor Arief Setiawan _____ Date _____

Internal Advisor 2: Professor Christopher Welty _____ Date _____

Thesis Coordinator: Professor Liz Martin _____ Date _____

Department Chair: Dr. Tony Rizzuto _____ Date _____

I would like to thank the Slum Master: Professor Arief Setiawan and Bottle Master: Professor Christopher Welty for their guidance, support, and passion throughout this year. Thank you for always coming in with laughter, smiles, (and bottles) every single day, making this design process truly enjoyable.

To my architecture family, Damari Weaver, Laura Sherman, Jonne Smith, and Giovonni Reese, thank you for always being there for me during these five years. You guys have brought me so much happiness and laughter throughout architecture school, and I'm extremely lucky to have you guys as my best friends.

To Brandon, thank you for always believing in me. I can't thank you enough for the amount of love, support, and happiness you have brought me during our years in architecture school. Thank you for always pushing me to my greatest potential.

& Finally to my family, thank you so much for the love and support I recieved during my five years of architecture school, I couldn't have done it without you guys.

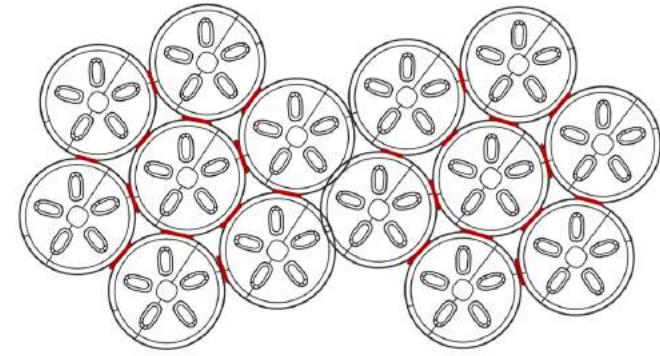
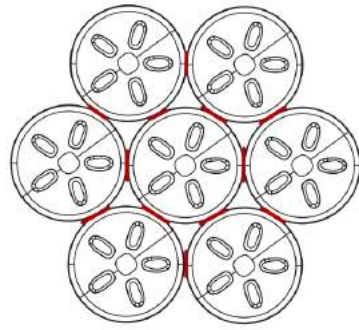



Table of Contents

1.0 Design Theorem	7
1.1 Introduction	8
1.2 Slums in Theory	10
1.2.1 Planet of Slums, Mike Davis	
1.2.2 The Right to the City, Henri Lefebvre	
1.2.3 The Right to the City, David Harvey	
1.2.4 Gender Inequality: Women in Slums	
1.2.5 The Function of Form, Farshid Moussavi	
1.2.6 Atmosphere & Architecture of the Human Senses Case Studies	
1.3 Precedent Studies	25
1.3.1 Slum Interventions	
1.4 Synthesis of Theories	33
1.5 Site Research	34
1.5.1 Site	
1.5.2 Site Analysis- MACRO	
1.5.3 Spatial Analysis - MICRO	
1.5.4 Materials + Tectonics	
1.5.5 Site Analysis: Infrastructure Analysis	
1.5.6 Men vs Women Spaces Manila	
1.5.7 Atmospheric Qualities of Women Spaces	
1.5.8 Synthesis of Women Spatial Analysis	
1.5.9 Site Visit	
1.6 Argument & Design Research Synthesis	57
2.0 Materiality Exploration	60
2.1 Case Studies	
2.2 Material Studies in Manila	
2.3 Material Experimentation of the Plastic Bottle	
2.4 Programmatic Analysis: Women Embodiment in Slums	
2.5 Digital Studies + Parametric Manipulations	
3.0 Design Intervention: Plastic Bottle Kit of Parts	87
3.1 Design Intervention: Design Build Documentation	
3.2 Design Build: Performance + Operation	
4.0 Works Cited	93

1.1 Introduction

Currently, the world's population is growing at a static rate, specifically within developing countries. With this growing number, the vast majority focuses on where to reside and what benefits will be given to them in their selection. Most people view the urban core or city for this solution, due to the fulfillment of financial comfort of the close proximity of job opportunities. Approximately, 95% of this final build out of humanity will occur in the urban areas of developing countries, whose population will double to nearly 4 billion over the next generation¹. However, with this growing number, housing becomes an issue, and the formation of "slums" develops around the urban areas of these developing countries.

A typical slum consists of elements such as makeshift structures, innovative use of building material, inadequate access to safe water and sanitation and urban segregation. Slums typically grow organically, and cities within developing countries are magnets of migration. This results in sprouting, or the organic growth, along the main fringes and interstitial spaces of cities. These slum communities harbor "squatters" or residents that illegally occupy and share living quarters with either relatives, or other they bought rights in these rented spaces².

Slum dwellers construct their living spaces with locally sourced materials, specifically corrugated metal sheets, plywood panels, concrete blocks, and stretched fabric. Typically, a slum is comprised of one room that is a flexible space for multiple uses, including domestic activities, as well as, sleeping and eating. Generally, either one large family or multiple families occupy these spaces together, and the exterior alleyway spaces surrounding the dwelling are highly flexible and active. Dwellers use these alleyways for domestic, social, and economic activities.



Figure 1



Figure 2: Mumbai Slums

Women slum dwellers spend more time at home conducting home-based activities such as, childcare, cooking, laundry, and economic activities, while the men leave the home and receive income. The spaces the women inhabit, while completing their duties, have atmospheric qualities of constraining, tight and dark. Through a spatial analysis of slums, based off of the physical boundaries and materiality, the characteristics of the space for women possess a limited spatial experience.



Figure 3: Manila Women in Slums



Figure 3: Manila Woman in Slum

PLANET OF SLUMS

Mike Davis

"the classical definition of a slum, characterized by overcrowding, poor or informal housing, inadequate access to safe water and sanitation, and insecurity of tenure"⁹

"Urban segregation is not a frozen status quo, but rather a ceaseless social war in which the state intervenes regularly in the name of "progress," "beautification," and even "social justice for the poor" to redraw spatial boundaries to the advantage of landowners, foreign investors, elite homeowners, and middle-class commuters."¹⁰

"As much as 60 percent of the city's growth is the result of people, especially women, heroically building their own dwellings on unserviced peripheral land, while informal subsistence work has always accounted for a large proportion of total employment."¹¹

"Squatters trade physical safety and public health for a few meters of land and some security against eviction"¹²

Key Words:

Spatial Inequality • Urban Segregation •

Urbanization is happening at a rapid rate worldwide, increasing the numbers of the urban poor population. With rapid urbanization, there is little to no planning to accommodate people coming into the city³. One of the fundamental problems with the growth of the urban poor is spatial inequality, which is the concentration of poverty on a limited size of land, limited access to infrastructural amenities, and fragmentation of the urban society between the rich and the poor.

There are most extreme differentials between the rich and the urban poor. The polarization reflects geographically, through separation, and is also reflected through a growth of social and economic inequalities⁴. Often as the slum grows, rich residents of third world countries would build gated communities to avoid interaction with the urban poor. This reduction of interaction between the rich and the poor impacts the city and creates urban fragmentation and social segregation.

The growth of slum is different from what First Worldist so-called Marxists predicted, because rather than a place of prosperity, slums have become a dumping ground for excess humanity⁵. The typical slum-dweller is not a factory worker, but the slum economy is ruled by the informal sector, not the traditional productive sector⁶. Typically jobs in the informal sector are low paid, with low job security, ranging from domestic help, street vending, construction labor, or self employment.

Mike Davis defines slums as a situation of overcrowding, poor or informal housing, inadequate access to safe water and sanitation, and insecurity of tenure⁷. Slum dwellers live in squalor and decay, in excrement and waste, usually without urban planning, sanitation and services⁸. The housing construction materials are diverse and range from thin wood, to corrugated metal panels, and trash scavenged. Within the slum spaces, they are densely packed with one or more family living in a single space. Although they live in poor conditions, the spaces they live in are flexible and multi-layered.



Figure 5: Mumbai Slums



Figure 6: Manila, Philippines Slums



Figure 7: Mumbai Slum



Figure 8: People in slums gathering



Figure 9: Aerial view of Manila Slums



Figure 10: Aerial view of slums



Figure 11: Slum in Jakarta



Figure 12: People in the alleyway

“Improving rather than replacing slums has become the less ambitious goal of the public and private intervention”¹³

Fixing slums through replacement rather than improvement, and helping slums through top-down approaches were proven not to have been successful according to Mike Davis. When considering the layout and function of cities, there are two simple ways of considering the design moves; top-down approaches versus bottom-up approaches. Top-down strategies incorporate interventions that lack the community participation, and often give the communities designs without their voice. There is a difference in designing for people and designing for the person. One cannot just simply assume that a redevelopment plan of a developing country's slum communities would solve the issue.

Although slums may be viewed as versatile and to some, disturbing, they are still in the end homes for a family. Through future projections and data, slums are not in the nearby future going to be “eradicated” any time soon. The infrastructure of these makeshift homes are so deeply imbedded into the landscape of the city that one cannot just rebuild new homes nearby and expect all the slum dwellers to migrate there.

Space within the slums may not be able to be physically fixed overnight, but something even more effective could happen. With the first evolution of slums, they were seen as adaptable and resilient, and to this day, they have evolved even more so with those characteristics. If a design implementation were to be done on the slums, it would need to take precedent into its adaptability element. Spaces in the slums have unlimited room for adaptable solutions in order to make the living space more enhanced, rather than just a new one. For most slum dwellers, their makeshift structure may have issues, but regardless, it is still their home and sense of place. Fixing the issues of the existing home without changing its major characteristics is what an effective design solution would be for the slums.

Key Words:

- Bottom-Up Approach •

Writings on Cities: The Right to the City

Henri Lefebvre

“The right to the city cannot be conceived of as a simple visiting right or as a return to traditional cities. It can only be formulated as a transformed and renewed right to urban life.”¹⁶

“The right to the oeuvre, to participation and appropriation, are implied in the right to the city”¹⁷

Key Words:

Participation • Right to the City • Shaping the City • Inhabitant Participation • Appropriation

Henri Lefebvre explains the Right to the City, on how the rights of all urban dwellers, regardless of citizenship, ethnicity, ability, or gender, to participate in shaping the city¹⁴. His ideas are for inhabitants to be a part of the production of the city, to claim their right to urban life. Lefebvre uses the term the right to the city because access to and use of the space of the city is a vital element in achieving a true urban society.

To appropriate something is to take it to oneself, to make it ones own¹⁵. He talks about appropriation is therefore a “right” in the way that users have a normative right to the space of the city. In claiming a right to the city, inhabitants take urban space as their own, and they appropriate the space.

Inhabitant participation results in inhabitants managing the production of urban space, themselves. As inhabitants become increasingly activated in managing the city themselves, they are effectively appropriating the city and the production of its space. By taking control of the conditions of their own experience, and inhabitants are making the city their own again.

Through the participation and engagement of the urban poor, this gives them a chance to contribute thoughts and special perspectives on their own spatial needs. Giving them the opportunity to voice their opinions, allows them to effectively appropriate their city and the production of its space, to allow for improvement on their current issues and spatial conditions.



Figure 13: People coming together



Figure 14: Women gathering together



Figure 15: Hundreds March through together to show support

The Right to the City

David Harvey

“The right to the city, therefore, far more than a right of individual access to resources that the city embodies; it is a right to change ourselves by changing the city more after our heart’s desires”¹⁸

“The right to the city is, therefore, far more than a right of individual access to the resources that the city embodies: it is a right to change ourselves by changing the city more after our heart’s desire. It is a collective rather than an individual right”¹⁹

Key Words:

Urban Experience • Right to the City • Collective • Right to Change the Urban Environment • Community

David Harvey argues the right to the city is more than just access to what we already have; it’s ultimately the right to change our city. The right to the city is the idea of taking ownership and control of your urban experience, and exercising your right as an urban dweller.

Harvey focuses more on the collective body of society, rather than the individual as a means to “resync the processes of urbanization”. The idea of not just an individual change, but a collective change amongst the inhabitants²⁰. Realize the role of the community as an active agent in taking a part, and claiming the right to decide what kind of urban experience they want. By building the space collectively, people can create better urban environments resulting in a better life for both themselves, and their communities.

This thesis aims to implement the ideas of “The Right to the City”, by incorporating bottom-up, grassroots solutions that will empower the collective to take ownership of their space. By taking ownership of the existing environment gives the ripple effect in collective responsibilities in improving their community’s environment. This thesis aims to empower the collective and incorporate design interventions that will uplift the community and change the urban environment.



Figure 16: Slum Community Gathering Together



Figure 17: Urban poor reclaiming public space



Figure 18: Women are heroes

Gender Inequality: Women In Slums

“While the burdens of survival [for the family] are enormous, those of the women are even greater” ²¹

“Poor urban women are terrorized by the catch-22 situation of being expected to maintain strict standards of modesty while lacking access to any private means of hygiene. “The absence of toilets is devastating for women. It affects their dignity, health, safety, and sense of privacy, and indirectly their literacy and productivity”” ²²

While women mostly work in lowly paid, competitive dead-end jobs such as laundresses, domestic help or scavengers, women also work in home-based productions. Women commonly experience an additional time burden due to the simultaneous maintenance of the household, and childcare activities, and also have limited access to education because of the time spent with childcare and domestic activities.

While providing for their families through domestic means, such as laundry, cooking, cleaning and childcare, the women are limited to two spaces: the slum, and the alleyway next to the slum. Because of their role in society, the women are static within these leftover external spaces of the alleyways. The materiality and tectonics of the space that the women primarily inhabit in the slums create atmospheric qualities that are dark, tight, and constraining. Because of these depriving qualities, the primary inhabitants, the women, are seen and treated as such due to the atmospheric conditions they reside within.



Figure 19: Manila women doing laundry



Figure 20: Manila woman taking care of child



Figure 21: Sindu, age 9, cooking a meal for her family



Figure 22: Mother bathes her child in public



Figure 23: Women cooking within community



Figure 24: Women collecting water

Key Words:

Gender Inequality • Constraining Spaces for Women in Slums •

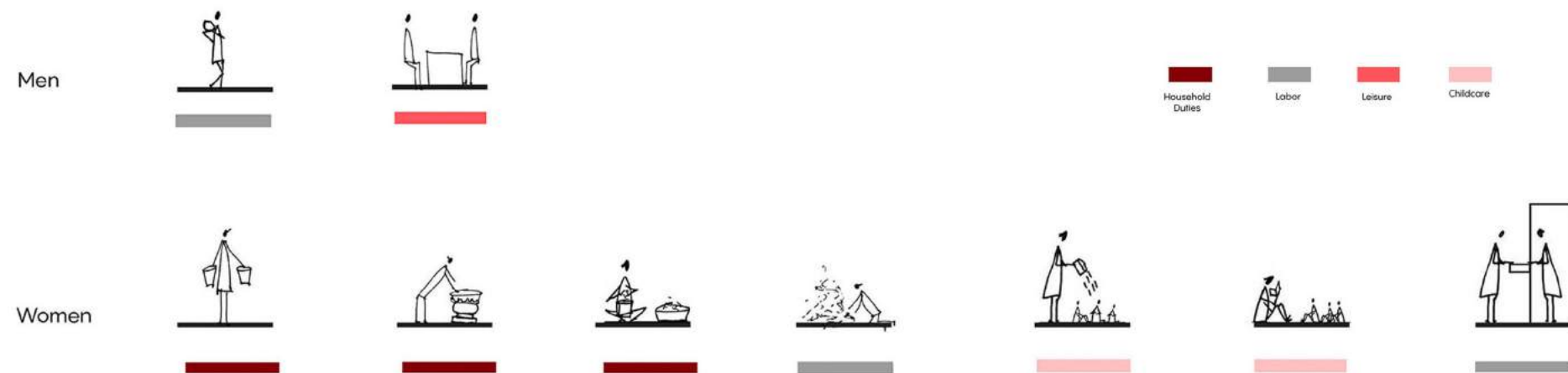




Figure 25: Manila woman doing laundry in alleyway



Figure 27: Woman in Alleyway



Figure 26: Manila women peeling garlic




Figure 29: Manila slum woman taking care of child



Figure 28: Slum girls doing laundry



Spaces of Women In Slums: Manila

The Function of Form

Farshid Moussavi

“The perception of an architectural form involves two stages. First, an affect is transmitted by a form. This affect is then processed by the senses to produce unique affections-thoughts, feelings, emotions and moods. As an affect can unfold into different affections or interpretations in different beings, it embeds a form with the ability to be perceived in multiple ways”²³

“Moreover, it enables us to incorporate greater levels of complexity within built forms, allowing multiple inputs to interact simultaneously on the same plane to generate a multitude of novel forms, each with unique expressions, sensations, and affects.”²⁴

Moussavi focuses on the idea that architecture is not about the form, but is more about the surfaces, and how the surface’s use of material and tectonics create experiential qualities. She states that architectural forms have “affects”, and affect is then processed by the senses to produce thoughts, feelings, emotions, and moods for the user experiencing the space. The creation of surfaces allows people with differing views and sensibilities to develop an affective relationship with their environment. Thus, the affect of the architecture’s surfaces and materials influences the human body through senses and perception.

Moussavi explores different architectures that bring atmospheric qualities for the inhabitant. The Dominus Winery’s surface and material are a combination of small, medium, and large stones held within a wall of mesh cages. The varying sizes of stones create the visual affect of rusticated and also allows for the passage of natural light. The combination of the varying size stones with the penetration of the natural light creates a dappling light affect, allowing for the body to experience the warmth of dappled light.

The surface and material of the space can also create program distinction within the building allowing the inhabitants to engage in the architecture’s atmosphere, visually. Moussavi explores the Laban Dance Center and how it creates the affect of Tonal. Within the dance center, different programs indicate different colors. The materiality of the facade, polycarbonate layer, blurs the different colors in a series of tonal gradients. By creating the series of tonal gradients, this activates the inhabitants visual sensory.

The surface and materiality of spaces determine the atmospheric quality, and affect it brings to the inhabitant of the space. Surfaces with specific materiality can trigger the senses, and stimulate the spatial experience for the user. The design of surface and materiality of the architecture can create liberating experiences for the inhabitant.

Key Words:

Affect • Experiential Qualities • Senses • Perception • Materiality


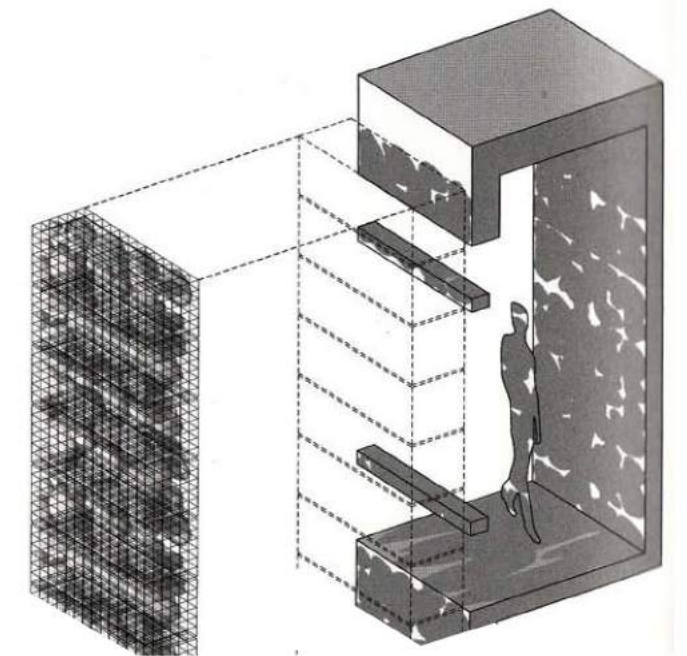


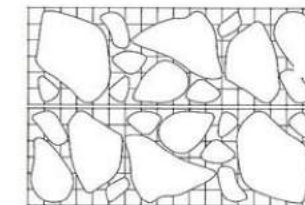
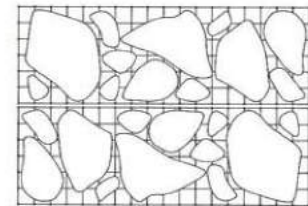



Figure 30: Dominus Winery

Dominus Winery
Material Construction -> **Affect: Rusticated**

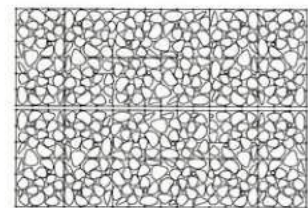
Constructs **rusticated** affect through materiality:
-Exterior gabian wall of wire mesh cages filled with a gradient of stones from small to large.
-Varying sizes in material (stone) create Visual **affect** of Rusticated



Office level - largest stones



Mezzanine level - medium stones



Cellar level - smallest stones

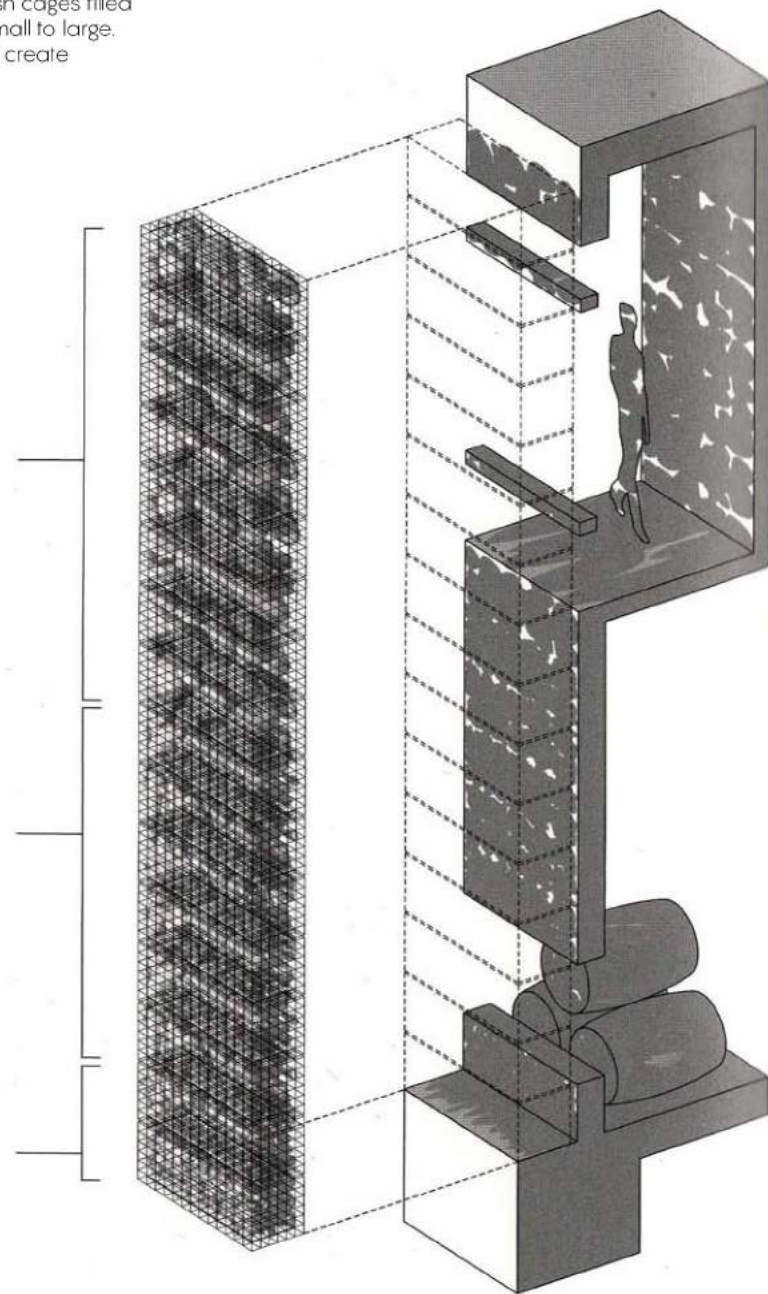


Figure 33: Dominus Winery



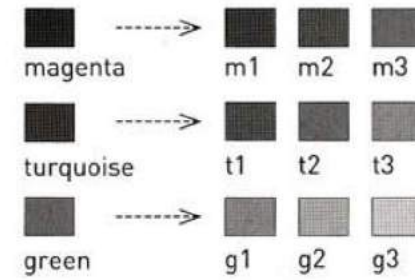
Figure 31: Interior: Dominus Winery




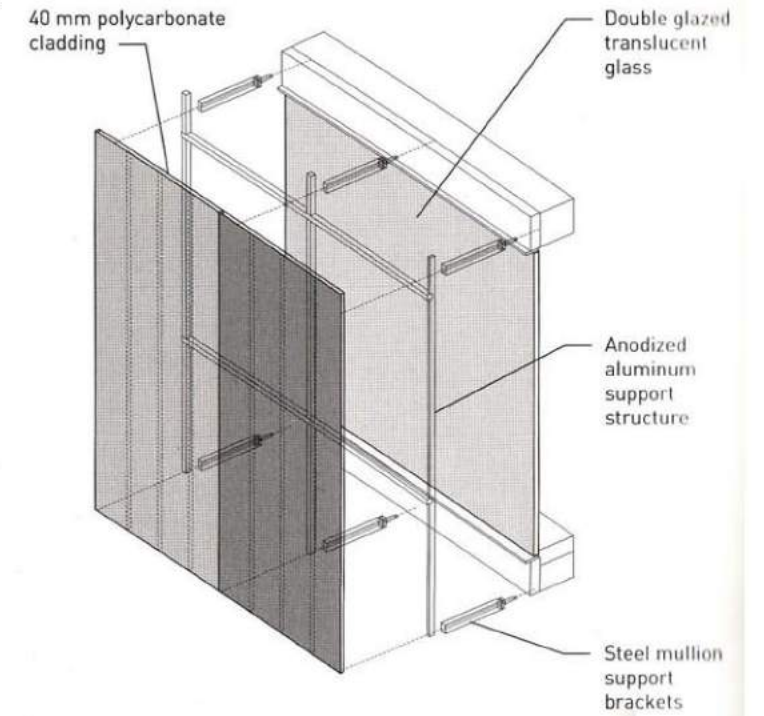
Figure 32: Interior: Dominus Winery

Laban Dance Center
Material Color -> **Affect: Tonal**


Constructs **Tonal** affect through material color:
-Different programs indicate different colors
-Outer polycarbonate layer blurs different colors into a series of tonal gradients
-Visual **affect** of Tonal



The chromatic system is composed of three colors, each with three tonal variations.



West façade, daytime gradation



West façade, nighttime gradation



Figure 34: Exterior View: Laban Centre in London




Figure 35: Exterior View: Laban Centre in London

CASE STUDIES _ Atmosphere & Architecture of the Human Senses

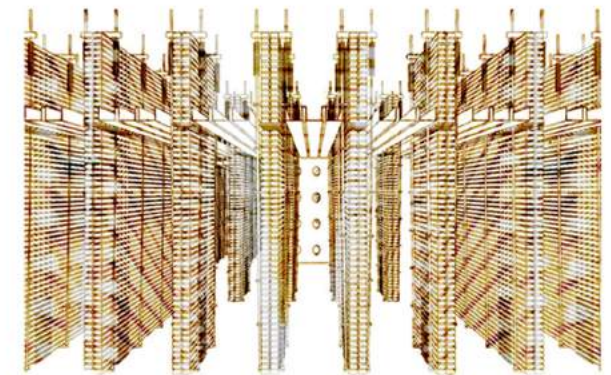

Swiss Pavilion _ Peter Zumthor



Figure 37: Swiss Pavilion



Sense_Visual



Sense_Touch

Bruder Klaus Field Chapel _ Peter Zumthor



Figure 38: Exterior Bruder Klaus Field Chapel



Figure 39: Interior View Bruder Klaus Field Chapel



Figure 40: Interior View 2



Sense_Visual



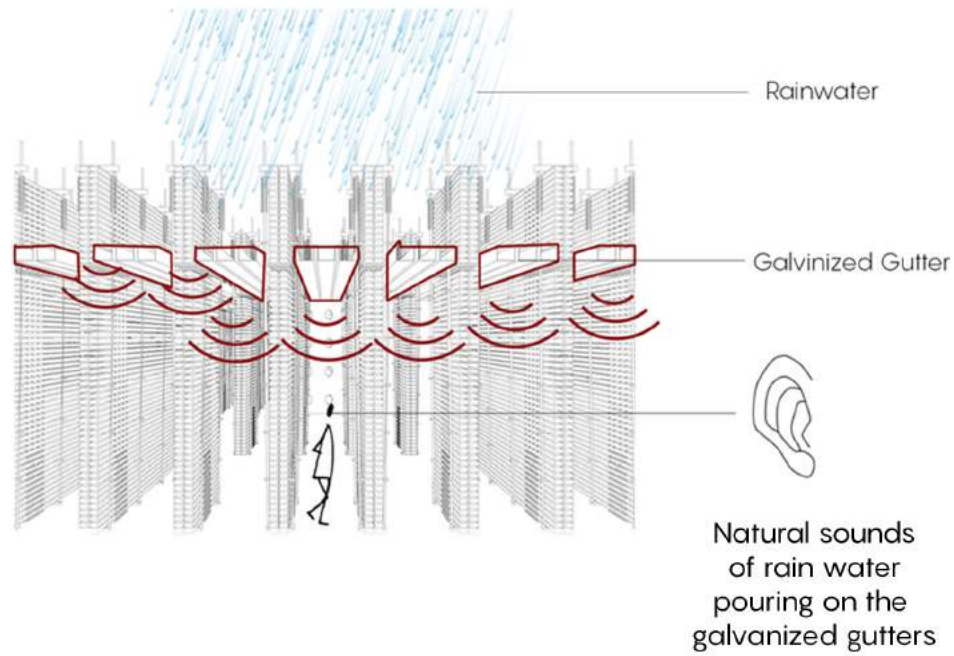


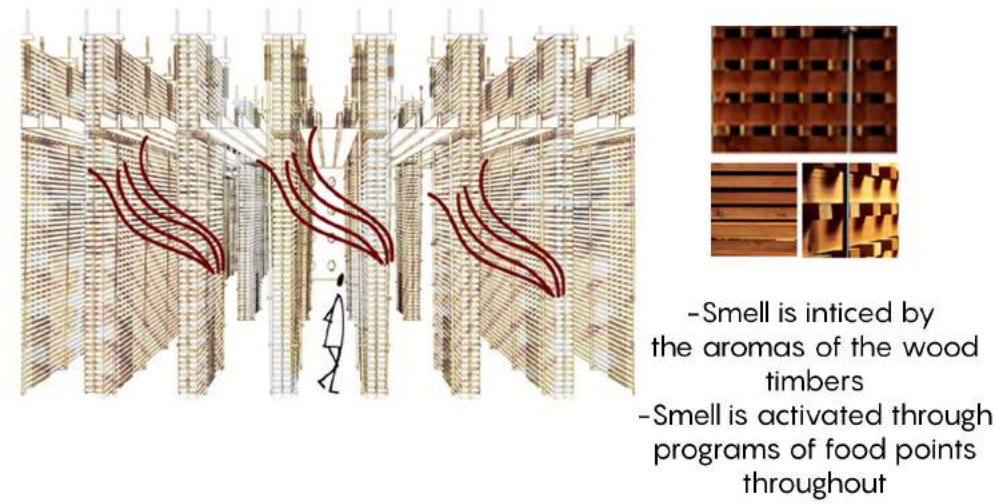
Figure 41: Interior View 3



Sense_Touch

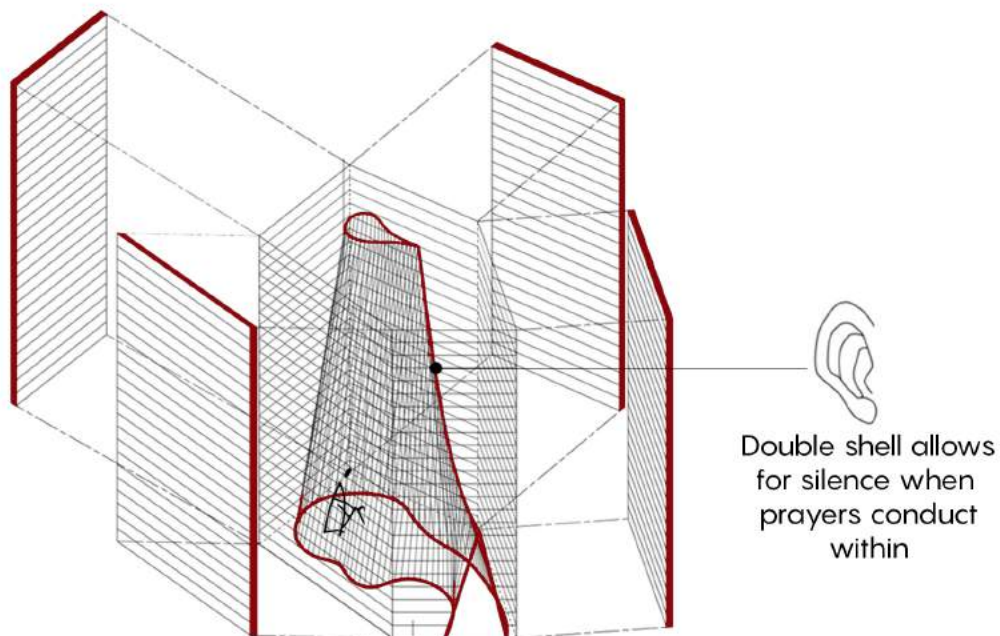


Sense_Acoustic




Sense_Smell

The Swiss Pavilion done by Zumthor exemplifies different senses for the human body. He incorporates music, lighting and aroma as aspiring features towards this design. When the light pours in, it illuminates the golden wooden texture in a rhythmic pattern similar to a trellis. And the same wood has a juxtaposition of hard and soft surfaces that allow the user to physically feel the difference of the surface as they progress through. And during rainfall, the sounds of water crashing into the surface of the roofing material create an ominous white noise effect. Lastly, the natural cut and sawn lumber of the wood creates the aroma of freshness and quality, as one perceives the space.



Sense_Acoustic



Sense_Smell

The Bruder Klaus Field Chapel is another one of Zumthor's experiential creations. With this project, as one enters the center space, they can glance up and see the ascension of endless light that is presented as "divine." And next, the rough texture of the concrete, that was casted around a group of 120 tree trunks, cut at a local forest, and then slowly burned, creates both an ominous physical sense of touch of the texture and a relaxing aroma of burnt wood and concrete. And lastly, the double thickness of the wall assembly creates a soundproof space, which allows the user to be placed within a serenity of thought with no external acoustical distractions.

CASE STUDIES _ Atmosphere & Architecture of the Human Senses

Chapel of St. Ignatius _ Steven Holl



Figure 42: Interior View




Figure 43: Interior View 2



Figure 44: Interior View 3



Sense_Visual



Figure 45: Interior View 4



Sense_Touch

Bait Ur Rouf Mosque _ Dhaka Bangladesh




Figure 48: Interior View



Figure 49: Interior View 2



Figure 50: Interior View 3



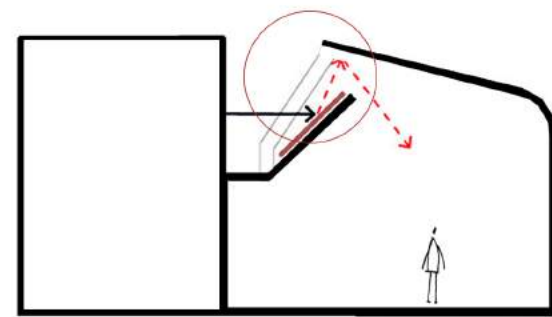
Sense_Visual



Figure 51: Interior View 4



Sense_Touch



Holl creates phenomena by overlapping surfaces and bouncing light off of colored surfaces

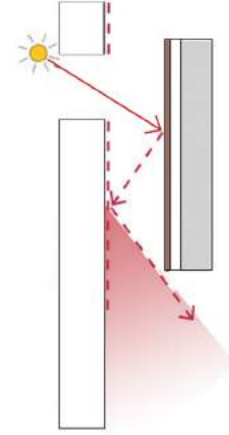


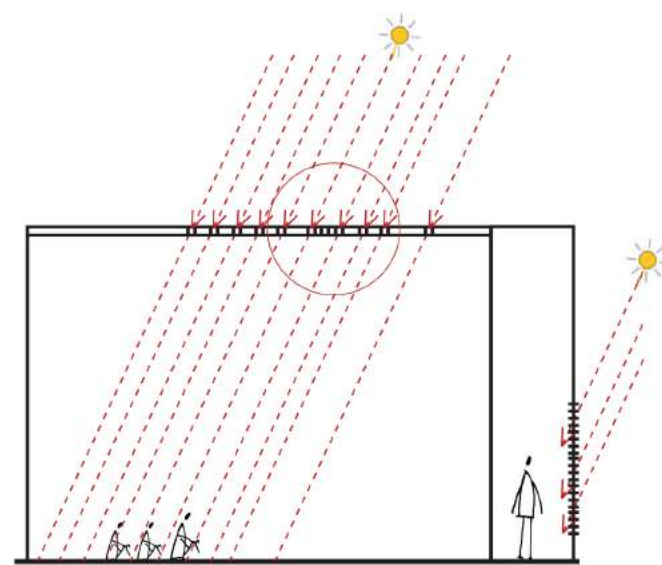
Figure 46: Interior View 5



Figure 47: Interior View 6

The Chapel of St. Ignatius is about the metaphor of light, beginning with the concept of , "A Gathering of Different Lights" ²Holl creates the phenomena of the space with the use of light with color to create spatial experience. He planned the areas of light phenomena, before he planned out the spaces of the chapel. Within the spaces there are different qualities of light which are caused by the reflection of light off of the overlapping colored glass and color fields. The lights create a reminiscent of stained glass through the use of reflected light, instead of transmitted light.

Sense_Visual Emphasized



Light filters through a series of fenestrations on the roof, creating the experience of dappled light during prayer.

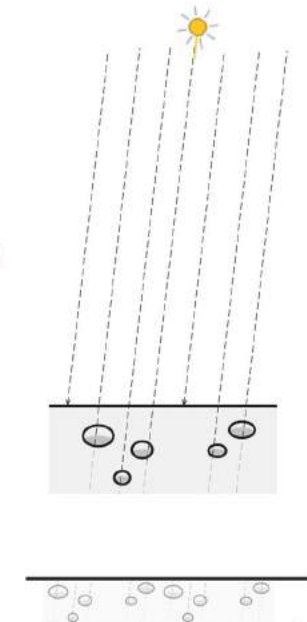


Figure 52: Interior View 5




Figure 53: Interior View 6



Figure 54: Interior View 7

The Bait Ur Rouf Mosque in Dhaka is a remembrance structure dedicated to a late husband of the client who funded it. Although the design is simple, it can be quite deceiving. One of the main phenomenons within the space was a dappled lighting effect that is handled with such skill to make the interior and brickwork rich with mood and texture. This essentially makes the interior space enlighten with promotion of prayer through both dappled lighting and passive cross ventilation done by the pours façade of brick on all four sides.

Sense_Visual Emphasized

CASE STUDIES_Urban Spaces_Atmospheric Qualities


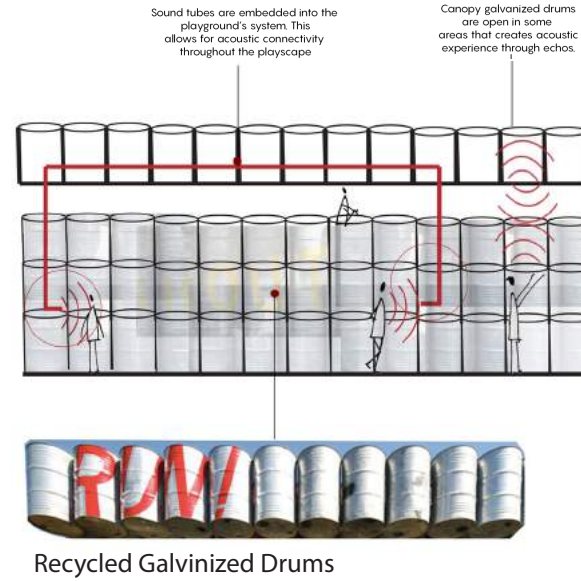
Lions Park_Rural Studio, Newbern Alabama



Figure 55: Rural Studio's Lions Park



Figure 56: Lion's Park Playscape



Lions Park in Newbern, Alabama is a prime example of material revitalization and the exploration of sound and play. With the repetitive use of recycled aluminum water drums, the young architects of Auburn's rural studio designed and fabricated a play park that exemplifies the sense of sound. This is shown through the material of lightweight metal and its ductility. When one climbs on the structure, it is heard everywhere due to echo and reverberation of the material. And within the structure, sound tubes are implemented to allow users to vocally call out to one another from across different sides of the design.


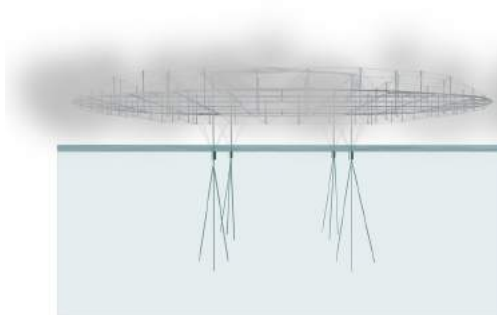
BLUR_Diller & Scofidio



Figure 57: Blur Building



Figure 58: Blur Building



The BLUR pavilion done by Diller Renfro and Scofidio explores space making through a translucent lens. With this pavilion, 30,000 high-pressure fog nozzles are implemented to disperse water vapor into the air to create thick, fogged space. This foggy space goes against the typical enhancement of space through high definition visual environment, but one can see nothing and hear nothing once within. This created a space that could feel unlimited in size but reduced in visual perception, allowing the space to perpetually enhance multiple senses.

SOFT Rockers_MIT - Massachusetts Institute of Technology



Figure 59: Soft Rockers



Figure 60: Soft Rockers

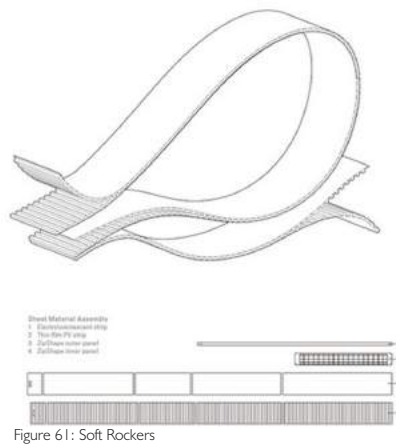


Figure 61: Soft Rockers

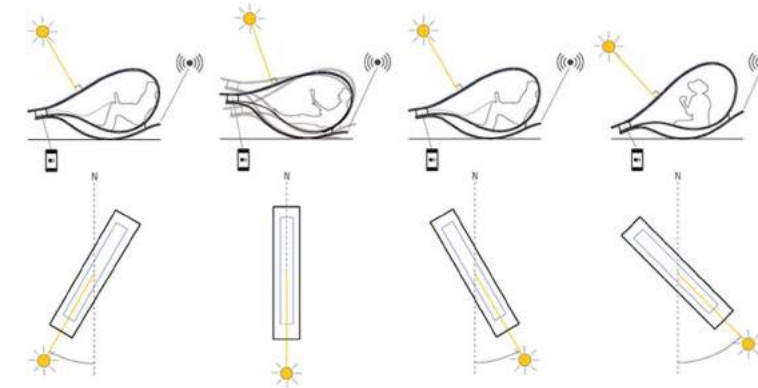


Figure 62: Soft Rockers

At MIT in Cambridge, a design of clean energy charging stations that could double as rocking outdoor lounges are implemented as public space enhancement. Through the storage of DC power by solar strips on the topside of the form, these stations invite modern day users to recharge their electronic devices while relaxing in a dynamic furniture design, while sitting with other friends. These designs are meant to enhance the urban setting by advertising towards modern day technology and usage towards communal, collective space activation.

CASE STUDIES_Gender Base Spaces_Spatial Qualities


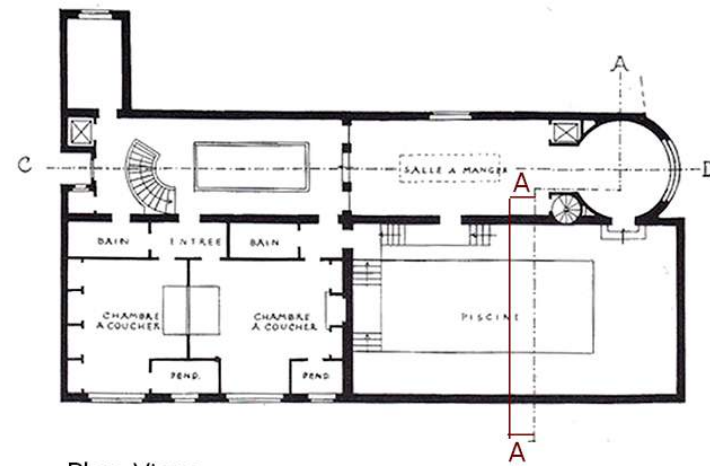
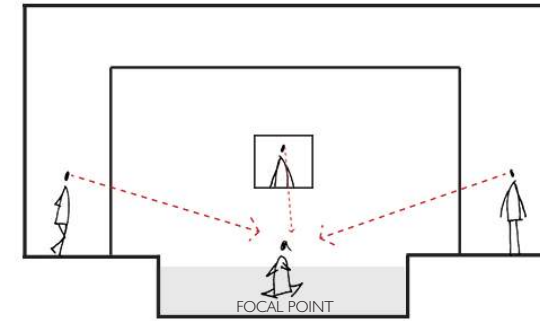


Figure 63: Josephine Baker House
Josephine Baker House, **Adolf Loos**



Plan View

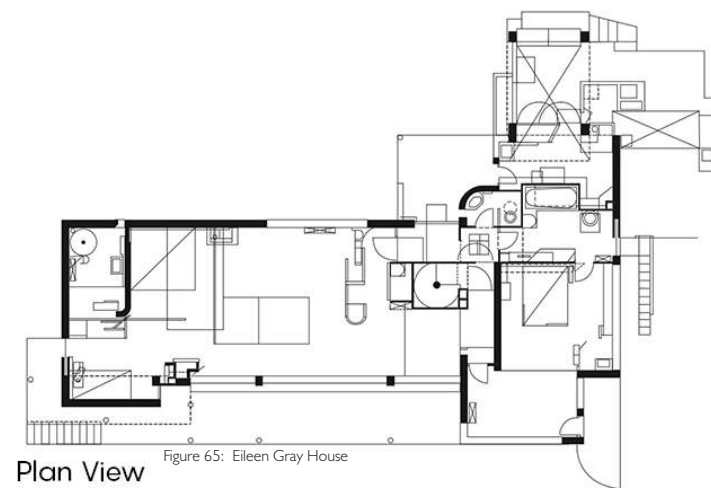


Section through the Pool Room

The three-story house featured a café and at its center, an indoor swimming pool with windows for underwater viewing. He designed the swimming pool so that Baker's guests could **watch her swim in the pool**, a quality in Baker that he saw deserved an architectural glorification. Loos saw in Baker a chance to express his view of her modernity through the language of architecture.

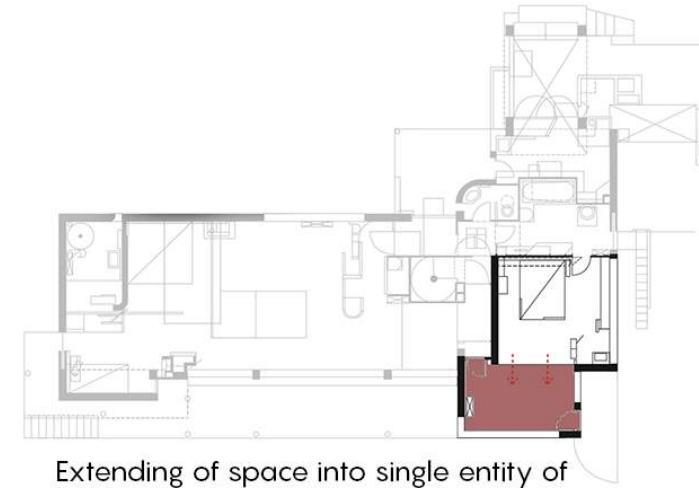


Figure 64: Eileen Gray et Le Corbusier
e1027 House, **Eileen Gray**



Plan View

Figure 65: Eileen Gray House

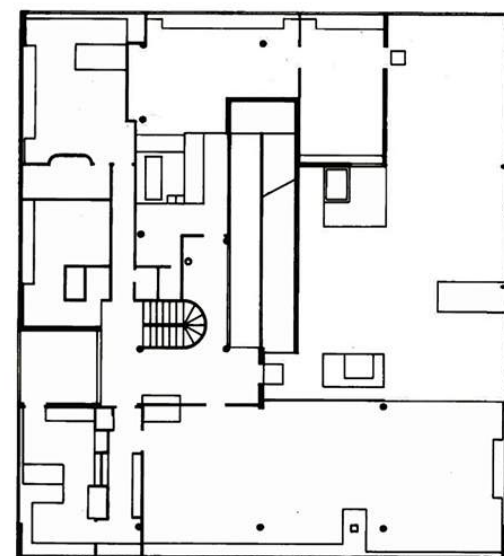


Extending of space into single entity of a "budoir-studio" ;making a masculine space transformed to a feminine space

Eileen Gray's house focused on the interior which can be traced to the idea that traditionally women's roles were significantly centered on the interior of the house. Gray reversed the gender associations traditionally assigned to these spaces. She inverted their relative positions, placing a bed alcove off the living room and her own work space off the master bedroom. She termed her workroom a "budoir-studio", merging historically **gendered spaces of budoir and study into a single entity**. Gray reassesses the meaning of space.

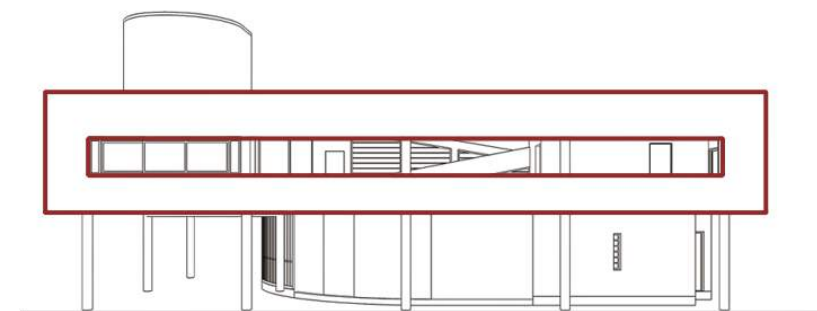


Figure 66: Le Corbusier, Villa Savoye
Villa Savoye, **Le Corbusier**



Plan View

Figure 67: Villa Savoye



Controlled Symmetrical Geometrical Form

Opposing both Grey and Loos's ideology on emphasizing feminine qualities in design, Le Corbusier saw architecture as machine. This meaning that the structure's white walls and **controlled symmetrical form with clean lines gives it a clinical masculine/ heterosexual appearance**. Also, Villa Savoye focuses primarily on it's "free plan" and less on it's interior characteristics.

PRECEDENT STUDIES_Slum Interventions



Figure 68: Taman Bima Microlibrary's facade



Figure 69: Library in Indonesia

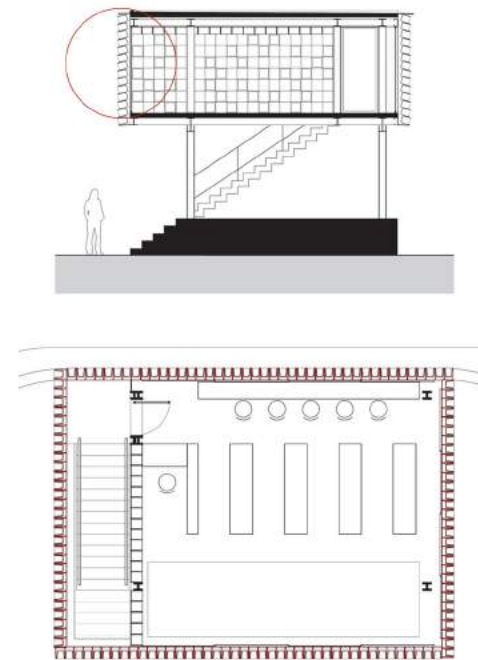
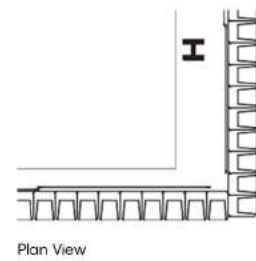
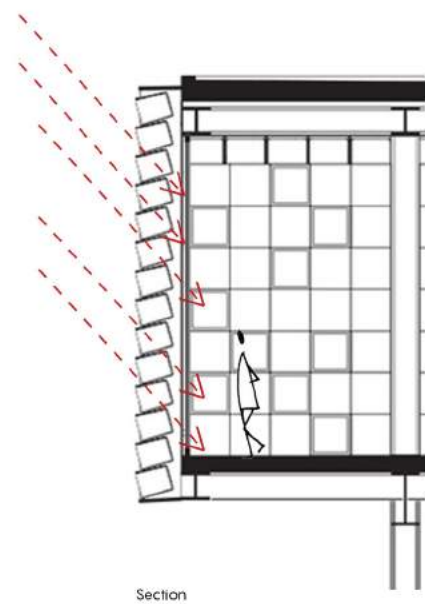


Figure 70: Recycled Materials for Indonesian Library



Figure 71: Recycled Materials for Indonesian Library



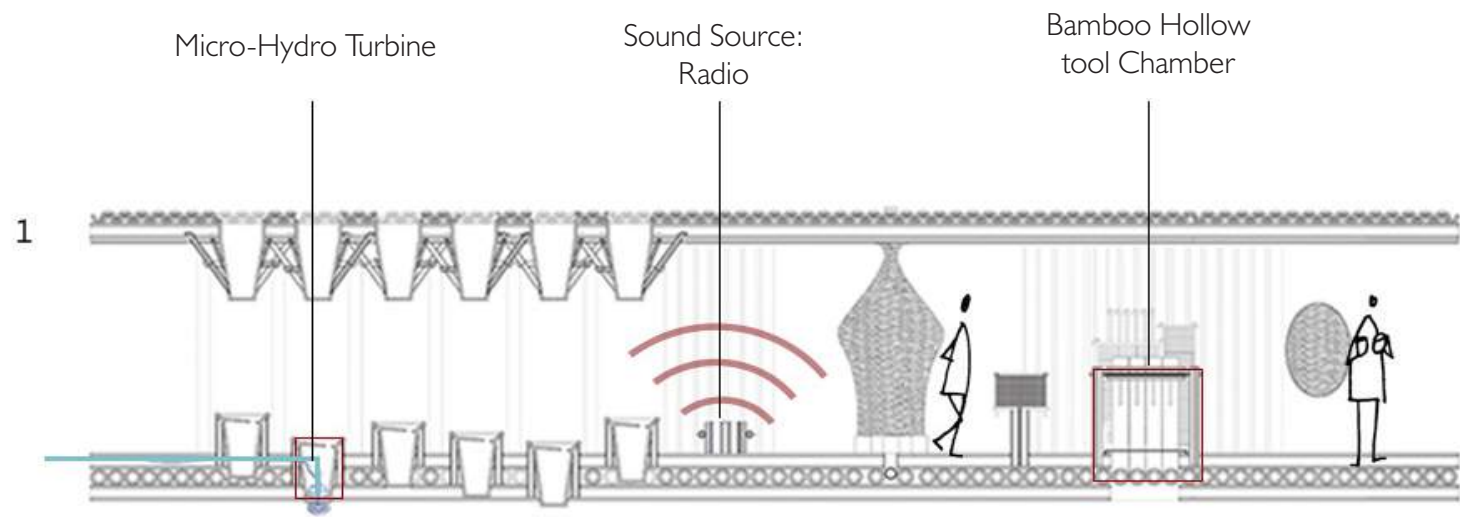
Figure 72: Recycled Materials for Indonesian Library

Bima Microlibrary_Jawa Barat, Indonesia

Approach: Tectonic, Programmatic

The goal of this microlibrary is to recreate interest in education by creating a space for learning. The Microlibrary creates identity and empowers the people within the neighborhood. The facade symbolizes education and learning, and the use of recycled plastic ice buckets creates a facade that creates an atmosphere of an indoor ambience of light. Because the diffused ambient light is created, it creates an exciting, peaceful place for children to come and learn. The recycled plastic ice buckets surface scatters the light throughout the space, creating an affect that influences the emotions of the inhabitants within the space.

- Recycled Plastic Ice Buckets • Light Ambiance • Scatter Direct Sunlight • Identity • Learning • Education •



Radio is powered by the movement of the raft through hydro-electricity

Radio is secretly collecting oral accounts from communities affected by violence, which is then voiced around the community.
This **RAISES AWARENESS**

Holds Antenna for the sound source: the radio

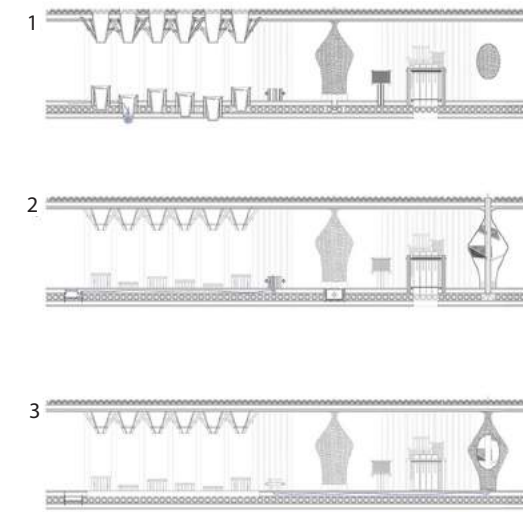
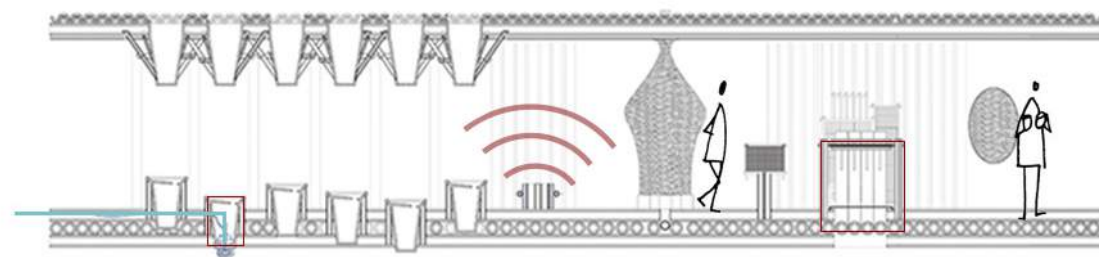


Figure 80: Reconstructing the Banal Sections



Section 1



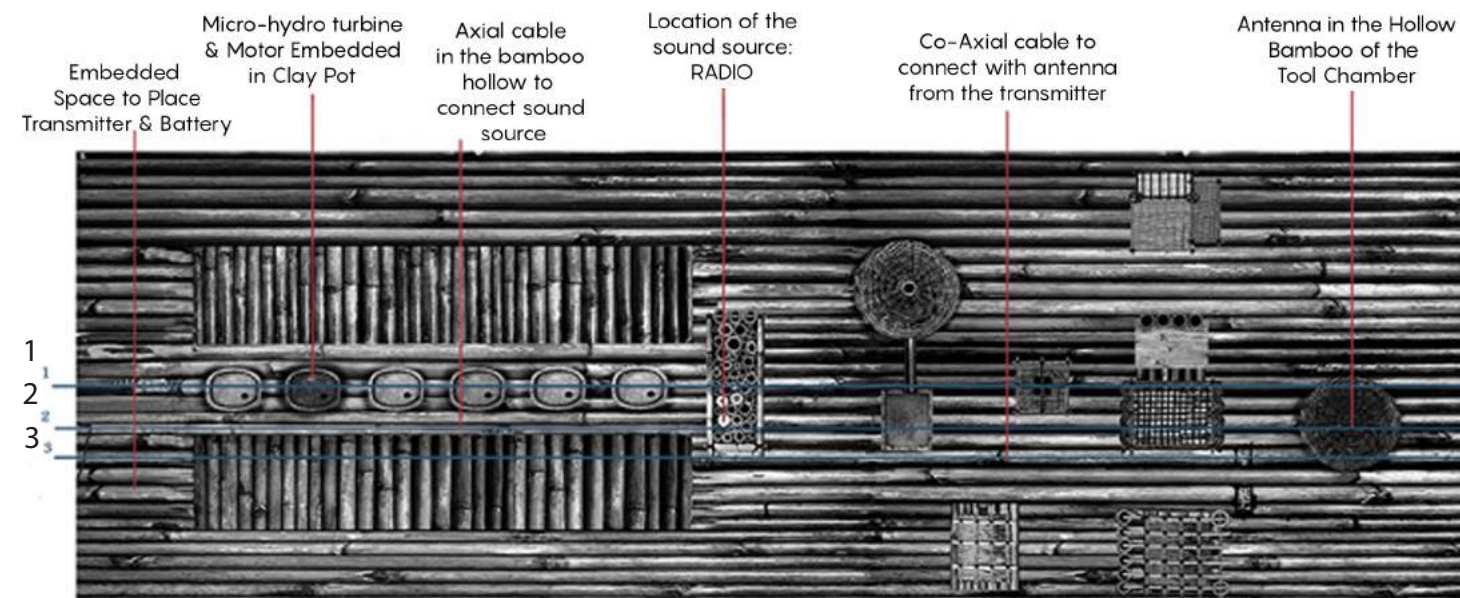
Figure 73: Reconstructing the Banal

Reconstructing the Banal_Bakassi Peninsula

Approach: Tectonic, Programmatic

This project raises awareness by voicing the people of the community through their design. With the area of Bakassi Peninsula in conflicts, the voices of the people remain hidden. The solution to the current invisible people is a bamboo raft that doubles as a secret radio station. The program of the bamboo raft is a smoke house, but it secretly voices the communities ideas when floating throughout the waters between the countries of Nigeria and Cameroon. The project utilizes low technological strategies such as bamboo and radio, but creates a larger impact on the community.

- Raise Awareness
- Community Voice
- Local Materials
- Identity
- Radio Powered by HydroElectricity



Plan View



Figure 79: Reconstructing the Banal

Materials & Construction



Figure 81: Kampung Kali



Figure 82: Kampung Kali Community





Figure 83: Kampung Kali Community



Surface Qualities



Section Through the Site

Kampung Kali Cho-de_Yogyakarta, Indonesia

Approach: Tectonic

This project incorporates the community within the design process and design intervention. By incorporating the community when changing their space, it empowers them to strive for a better living condition, and gives the community a sense of ownership towards the design, instead of the design being handed to them. Tenants paint the exteriors of their homes changing the surfaces of the material. The surfaces were dark and grey before; after, they are bright, colorful, and inviting, changing the entire atmosphere of the spaces within the community. The surfaces have transformed into cartoons and art textures, enhancing the existing materials. Although the design intervention is at a small scale, by incorporating the community within the design process, gives the community a sense of empowerment, and ownership towards their space.

Surface Transformation • Material Enhancement •
Color • Community •
Enrichment of the Existing Community




Figure 84: Rio Flavelas



Figure 85: Amazing Street Art from Brasil



Figure 86: Women are Heroes



Surface Qualities

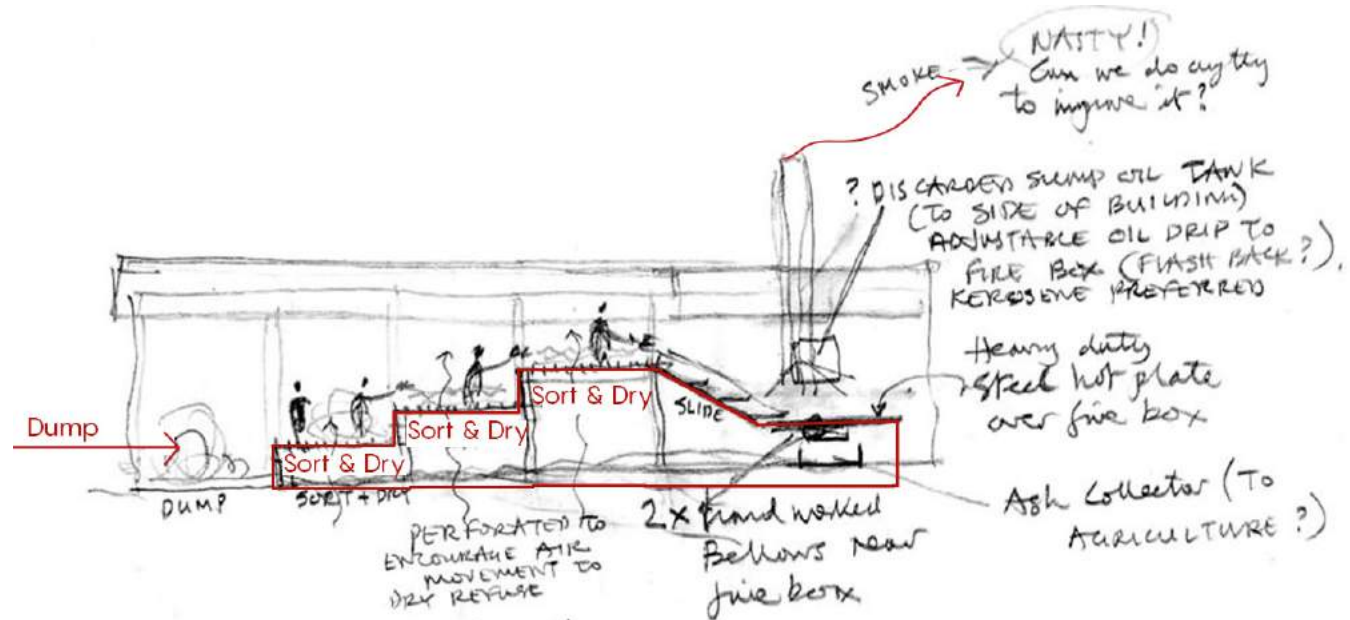


Women are Heroes_Rio De Janeiro, Brazil

Approach: Tectonic

Within this project, artist JR pays tribute to the women who play an essential role within the society. By changing the surfaces of the homes of the favela, he transforms the atmosphere of the community. He incorporates women's faces and eyes all over the walls of the favela to showcase their identity and humanity. This project empowers the women, and shows them that they are not invisible. These transformed surfaces within the urban landscape showcase the women as important figures within the favela communities.

- Identity • Humanity • Empowerment of Women
- Surface Transformation • Enrichment of the Existing Community •



The ONLY "working" parts we single out easy to maintain & replace - 2 hand worked bellows to side of fire box
 1 Adjustable oil drip lead over fire box

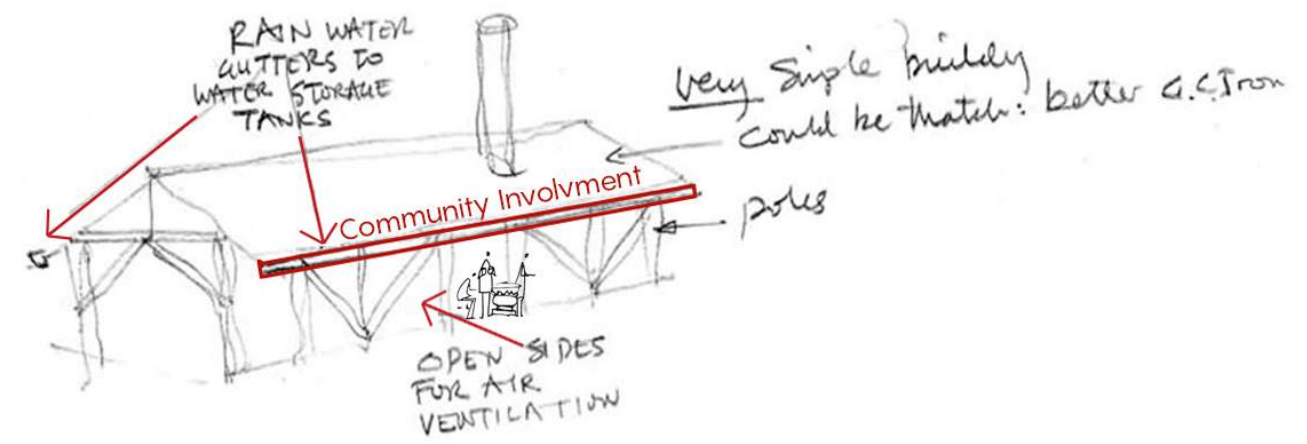


Figure 88: Community Cooker



Figure 89: Community Cooker



Figure 87: Community Cooker



Figure 90: Community Cooker

Community Cooker (Jiko Ya Jami)_ Nairobi, Kenya
 Approach: Programmatic

Currently within Kenya, there is a practice that utilizes wood and charcoal fires for cooking. The fires create greenhouse gases, cause respiratory issues, and enhance deforestation. The Laini Saba community created a communal oven that utilizes trash for fuel. By using discarded material, the community collectively comes together to collect, transport, and sort trash for cooking. This solution reuses discarded material, and brings the community together within the informal settlement.

- Communal Cooker • Trash as Energy • Community Involvement • Collecting Trash: Exchange for Cooking & Basic Needs •



Figure 91: Community Latrine



Figure 92: Community Latrine

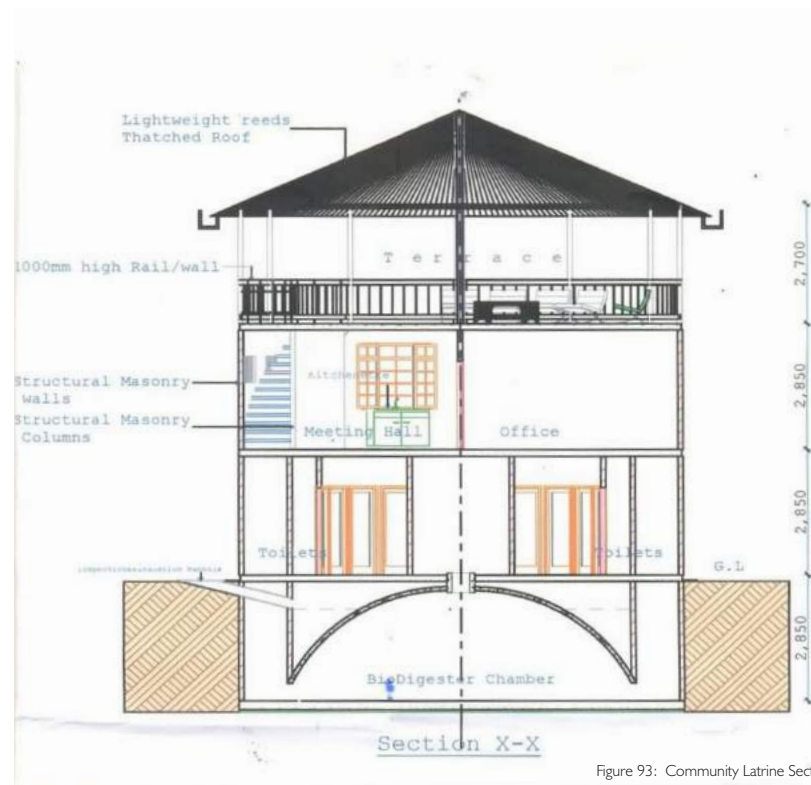
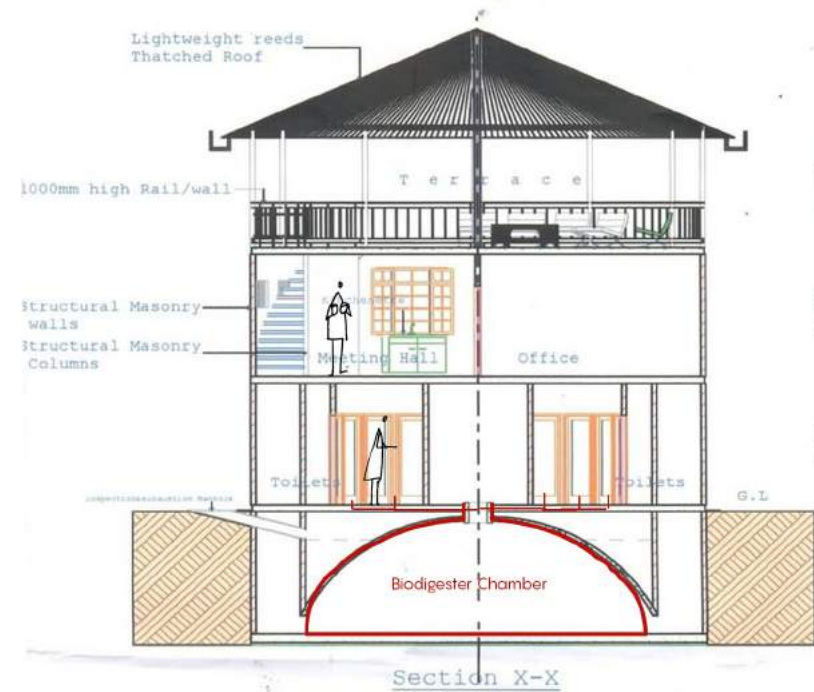


Figure 93: Community Latrine Section



BioCentre_Kenya

Approach: Tectonic, Programmatic

Within the slums of Nairobi lies an issue of having one public toilet for one community. This causes women and girls to use open spaces after dark to use the restroom, which is a great safety risk. Access to the latrine is also difficult for the elderly and children within the community. This project incorporates a design intervention that incorporates the residents of the slums to design, plan, and construct the BioCentres. BioCentres incorporate free toilets, showers, kiosks to sell water, and communal spaces. This design intervention is impactful because it incorporated the community within the design process.

- Safe Spaces for Women Needs
- Local Available Technology
- Communal Spaces
- Clean Water

DESIGN THEOREM_SYNTHESIS

SYNTHESIS OF THEORIES

Planet of Slums

Urbanization in third world countries has led to the increasing numbers of the urban poor. One of the fundamental problems with the growth of the urban poor is spatial inequality, which is the concentration of poverty on a limited size of land, limited access to infrastructural amenities, and fragmentation of the urban society between the rich and the poor.

• SPATIAL INEQUALITY •

Gender Inequality: Women in Slums

Underneath the spatial inequality, lies the issue of gender inequality within the slums. Women are static within the leftover spaces within the slums, managing the households, raising their children, and running businesses to help with family income. Women tend to be less educated and paid less, and are limited to spaces that have atmospheric qualities of: tight, constraining, dark, and oppressing.

• GENDER INEQUALITY •
 WOMENS ISSUES • SPATIAL
 EXPERIENCE OF WOMEN •

Writings on Cities: The Right to The City

Henri Lefebvre explains the Right to the City, on how the rights of all urban dwellers, regardless of citizenship, ethnicity, ability, or gender, to participate in shaping the city. His ideas are for inhabitants to be a part of the production of the city, for their needs and aspirations.

• RIGHT TO THE CITY •
 • PARTICIPATION •
 • TO SHAPE THE CITY •
 RIGHT TO SPACE

The Right to the City

Harvey focuses more on the collective body of society, rather than the individual as a means to "resync the processes of urbanization". The idea of not just an individual change, but a collective change amongst the inhabitants. Realize the role of the community as an active agent in taking a part, and claiming the right to decide what kind of urban experience they want. Implementing bottom-up, grassroots solutions, that incorporate the community. The slum dwellers are active agents in changing their spaces.

• RIGHT TO THE CITY •
 • COLLECTIVE •
 • URBAN
 EXPERIENCE • COLLECTIVE
 CHANGE • RIGHT TO SPACE

The Function of Form

Moussavi focuses on the idea that architecture is not about the form, but is more about the surfaces, and how the surfaces create experiential qualities. She states that architectural forms have "affects", and affect is then processed by the senses to produce thoughts, feelings, emotions, and moods for the user experiencing the space. The creation of surfaces allows people with differing views and sensibilities to develop an affective relationship with their environment.

AFFECT • ATMOSPHERIC
 • QUALITIES •
 • SENSES • PERCEPTION •
 SURFACES • • Materials &
 Tectonics •

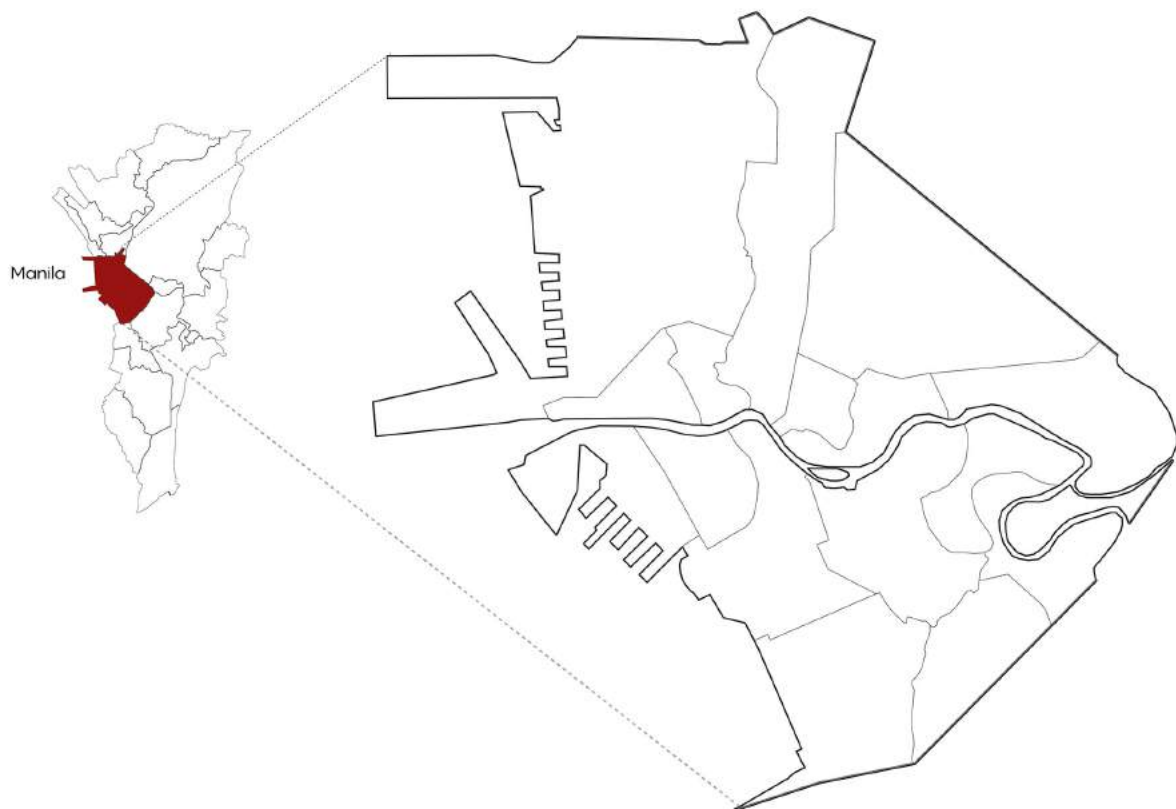
Existing Spatial Inequality & Gender Inequality within Slums = The right to the city = The right to the space = Creating Spatial Experiences Capitalizing on the Materials People in Slums Have

SITE RESEARCH_ MANILA, PHILIPPINES

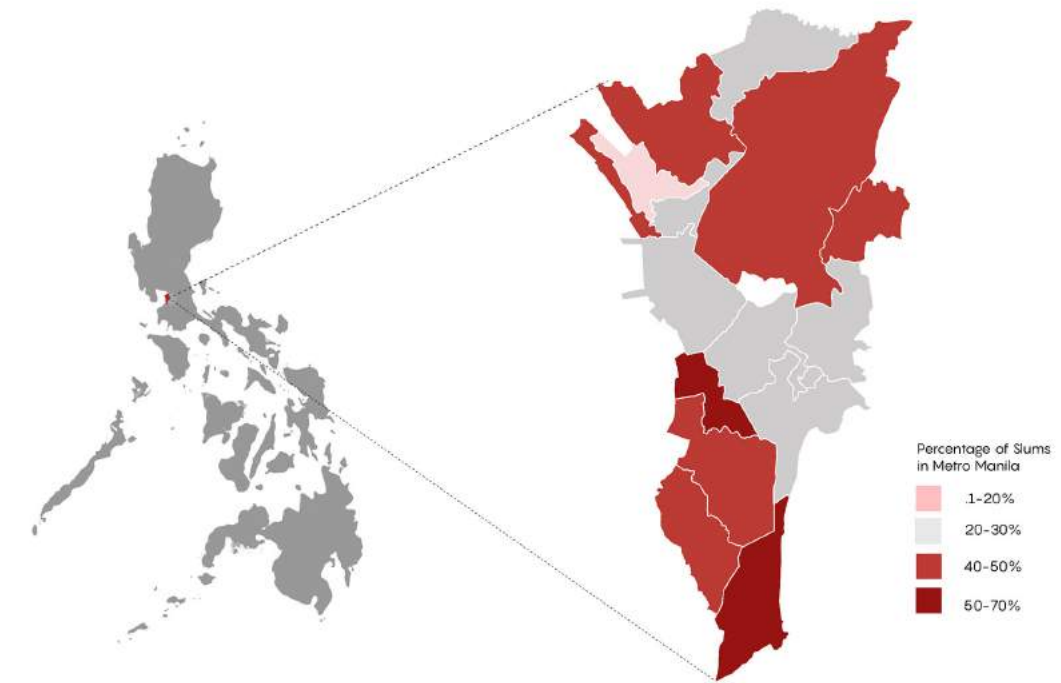
Site_Manila, Philippines

Within the developing country of Philippines, at its core of Metro Manila is one of the most densely populated areas in the world. The average price of one square meter anywhere near the active commercial centers in the urban core, greatly exceed the average income of a taxi driver or security guard. Therefore, the overall nature of possibilities that involve high generating income would influence anyone to reside as close as possible to this core. Mainly because the increased distance away from the main source of income, which in Philippines case is the downtown core of Manila, increases time which decreases income.

Manila's main reasons for its heavily dense population are due to its proximity of work in the downtown sector, and the majority of residents live on the perimeter. This develops the main issue of Globalized Property Values, which then collides with the desperate poor that live on the edge of the perimeter to be near the central sources of income of the inner core²⁸. Like most other developing countries, this forces the poor that can't afford the inner city property values, to then create makeshift housing structures, made up of primarily cheap building material and other sources of leftover industrial waste. Even then, the housing of these makeshift housing slums become over populated, which forces some residents to result in wide spread squatting, or inhabiting small portions of slums that are owned by someone else and residing "rent-free."²⁹



Site: Manila, Philippines



Population: 100 million (2015)
(World Bank)

38% Of the urban population live in slums in Philippines
(World Bank)

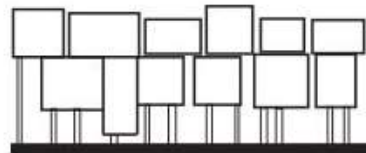
43% Of the urban population live in Slums in Metro Manila
(UN Habitat - Challenge of the Slums)



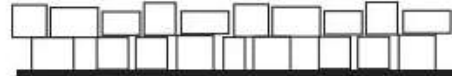
Figure 94: Aerial view of Philippines



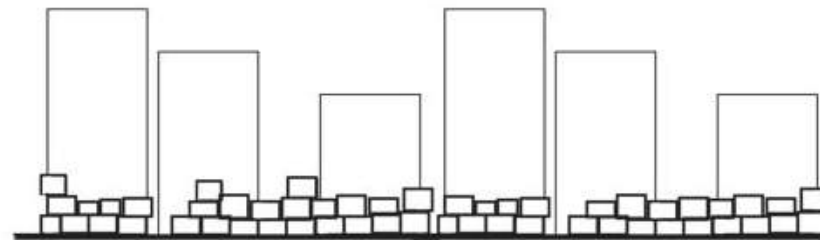
Spatial Inequality



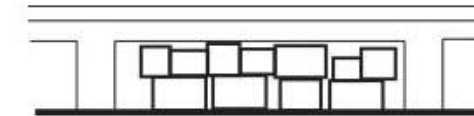
Resilient Use of Materials for Shelter



Urban Fragmentation Between the Rich and the Poor



Informal Housing



Programmatically Multi-Layered



MACRO: SPATIAL ANALYSIS_SLUMS

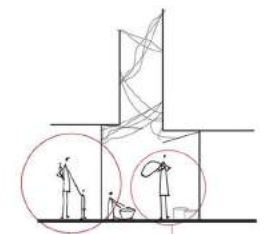


The physical urban form can be described as organic in its overall morphology.

Slums grow organically and are created very close proximity with one another. This creates tight alleyways inbetween each home.



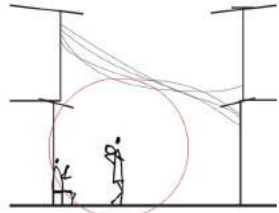
Women stay home for childcare, and domestic activities, such as laundry, house cleaning, and cooking.



- Women stay home and do household activities
 - Laundry
 - Childcare
 - Cooking
 - Cleaning
 - Street Vending
 - Scavenging
 - Fetching for Water
- Men leaves the home for job outside the slum
 - Fishing
 - Jeepney Drivers
 - Construction Worker
 - Scavenging

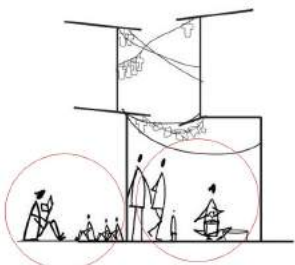


The two main spaces women inhabit are the slum & the alleyway next to the home.

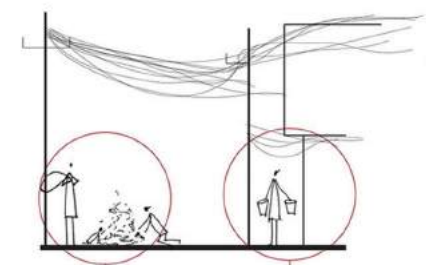


- Men leaves the home for job outside the slum
 - Fishing
 - Jeepney Drivers
 - Construction Worker
 - Scavenging

Men leave the home all day for work. They experience changing environments.



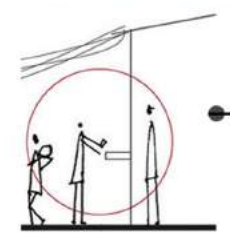
Home Alleyway



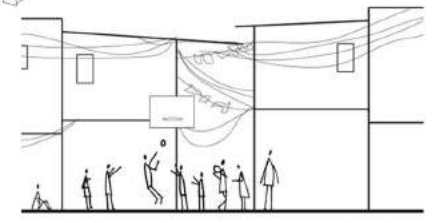
- Men, women, and children scavenge for recyclable materials for income. Women and children also have to scavenge for leftover food, if food is scarce.
- Women also have to travel to find water, if water access is limited in the community.



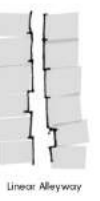
Street Vendors are an extension off a slum. Women re primarily sell fruits, handmade rafts, and food items for income.



Slum communities in Manila have alleyways that open up to basketball courts, which are used by the men of the community.



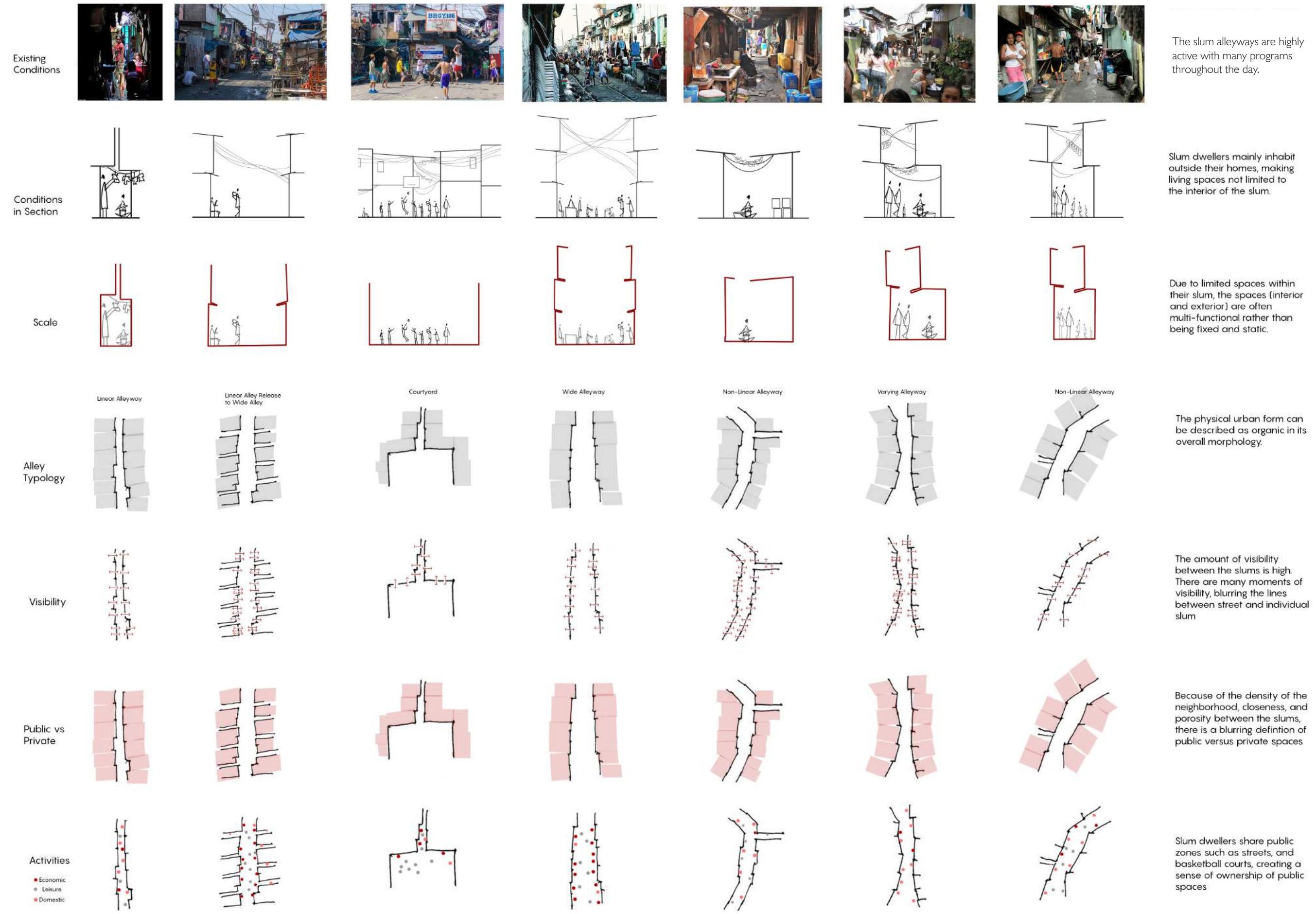
Courtyard



Linear Alleyway



MICRO: SPATIAL ANALYSIS SLUM ALLEYWAYS



TECTONIC ANALYSIS SLUM DWELLERS REUSE DISCARDED MATERIAL AS BUILDING MATERIAL

Understanding Tectonics & Materiality



Materials



Color



Concrete



Wood



Metal



Plastic

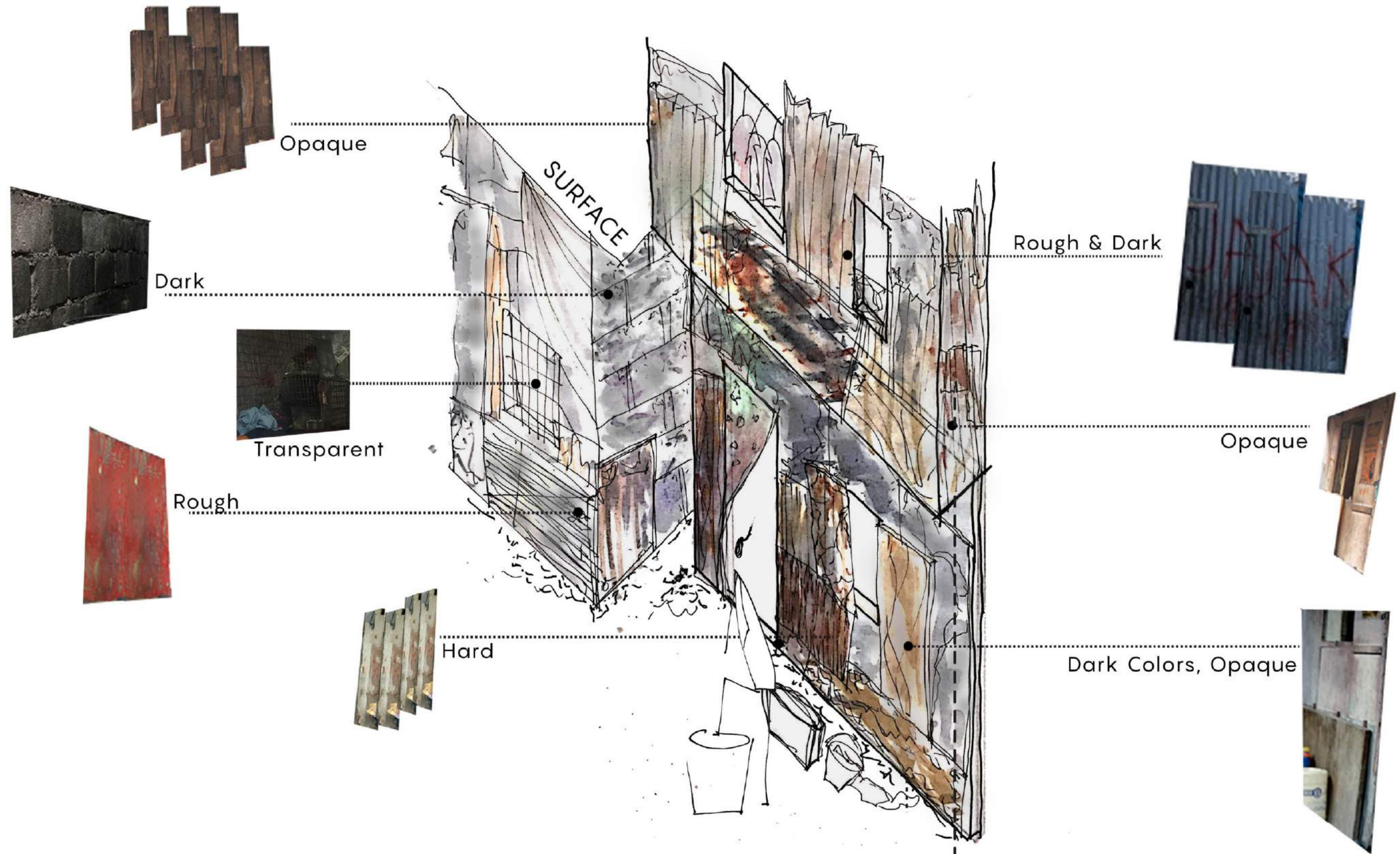


Cloth



Hard vs Soft



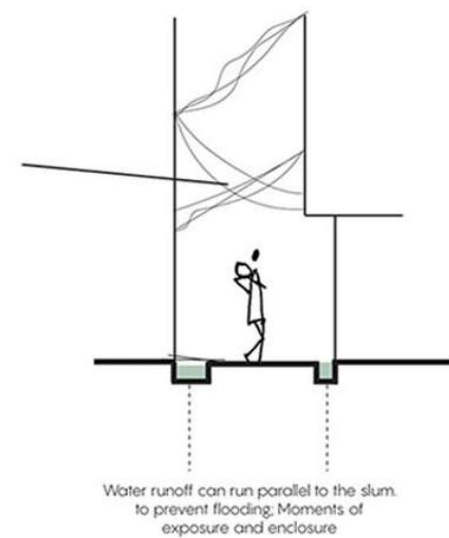
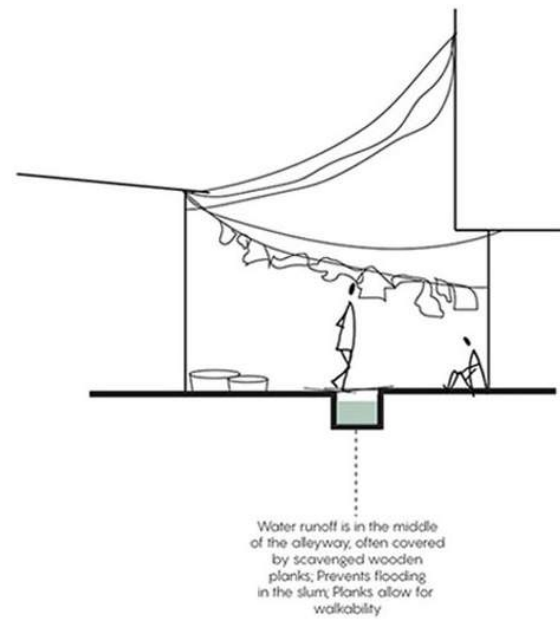
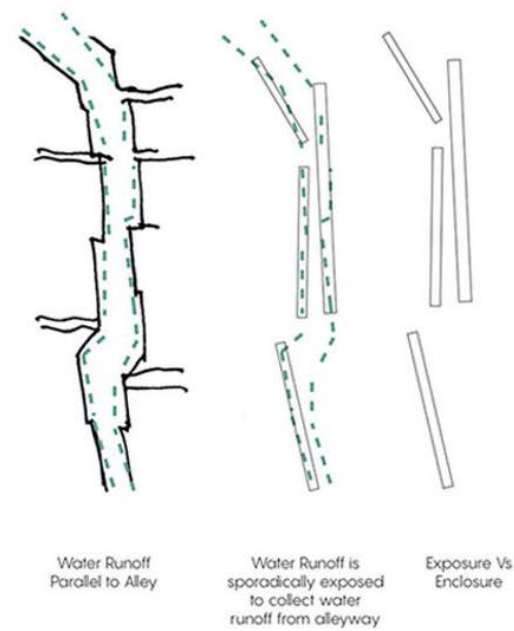
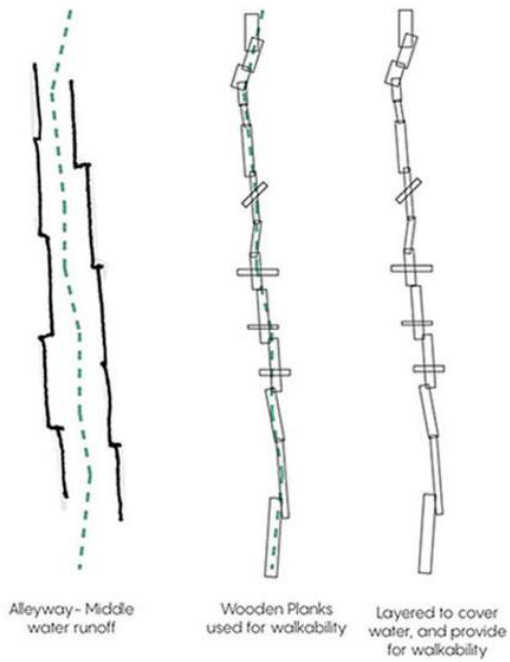


MATERIALS OF SPACE CREATE ATMOSPHERE

SITE ANALYSIS_VISIBLE vs INVISIBLE INFRASTRUCTURE

Visible Infrastructure

Waste Water



Water Access

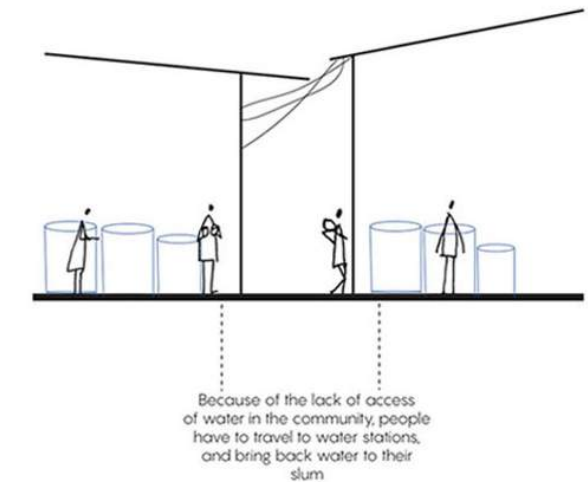
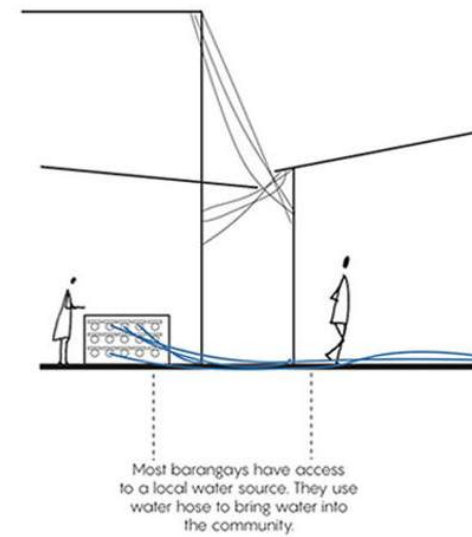
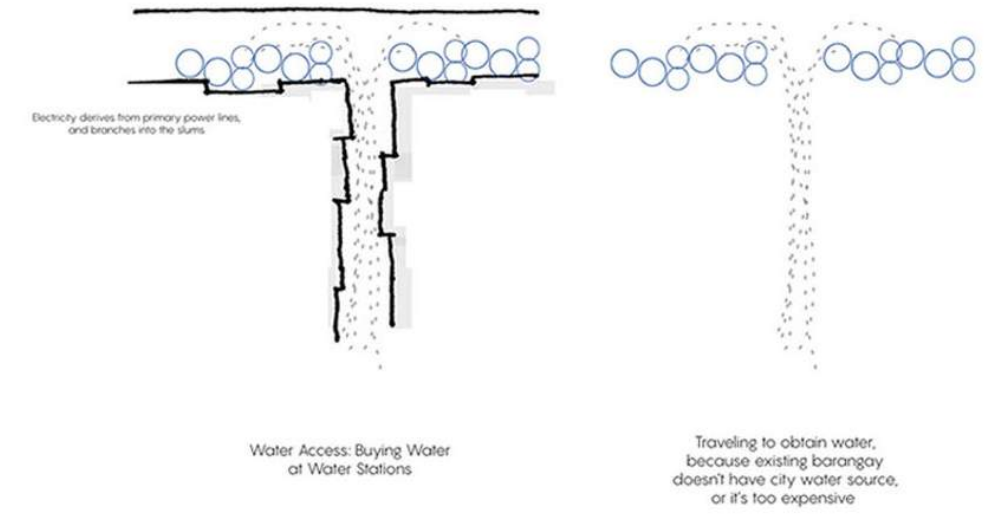
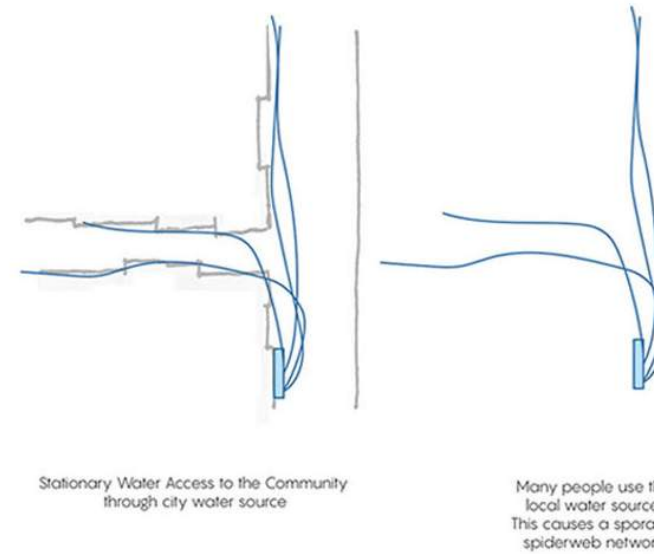
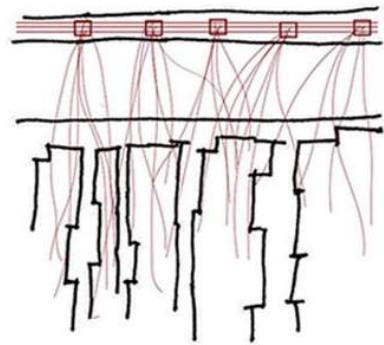
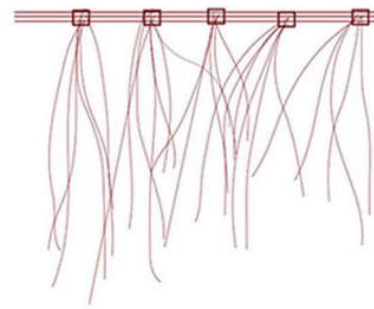


Figure 95: Woman in Alleyway

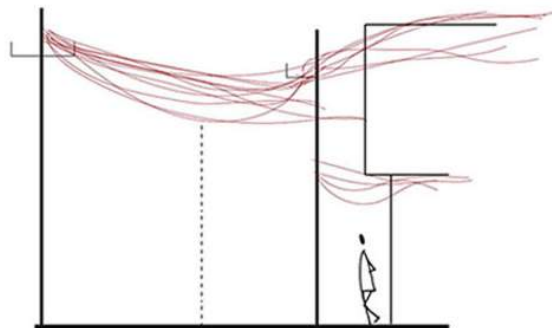
Electricity



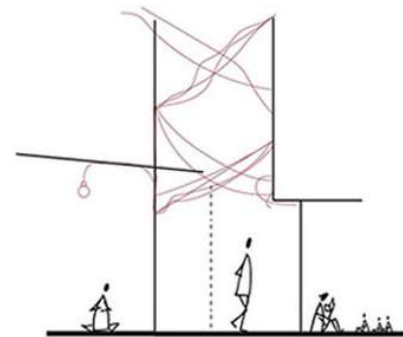
Electricity derives from primary power lines, and branches into the slums



Sporadic distribution of power causes spiderweb network of powerlines

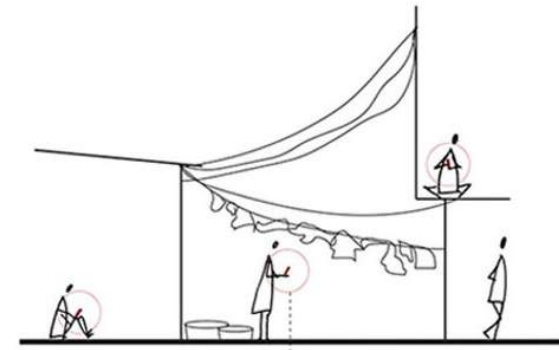


Main power lines are linear, but when they branch into the slums, they become more irregular, and sporadic

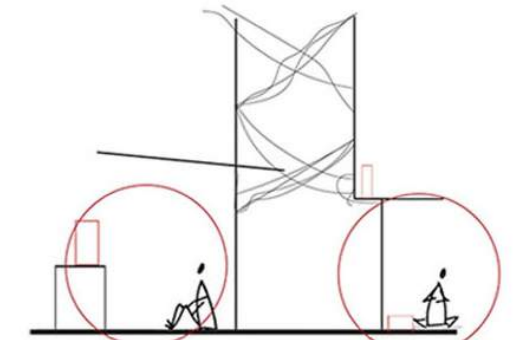


Internally, the power lines remain in the spiderweb network.

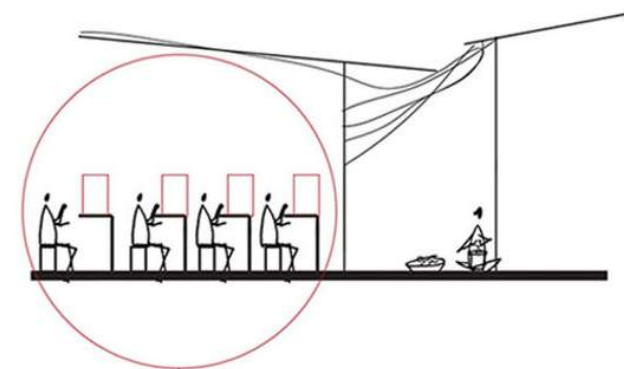
Invisible Infrastructure



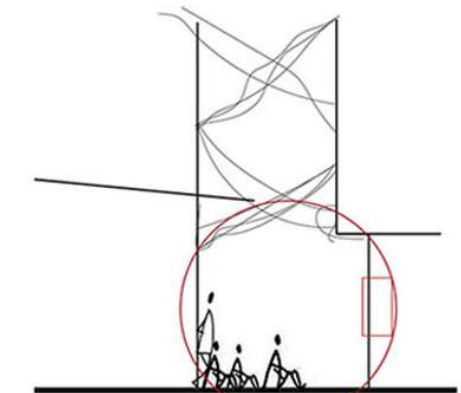
People within the slums have cellular technology



Television and radios are common throughout the slums



Internet cafes act as a gathering node within



Technology acts as a gathering node within a community



Figure 96: Manila Powerlines



Figure 97: Internet Cafe



Figure 98: Little Slum Boy at Internet Cafe

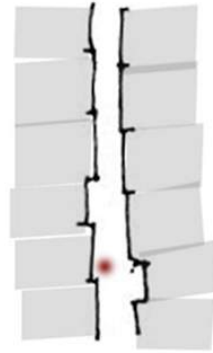
SPATIAL ANALYSIS_WOMEN SPACES VS MEN SPACES IN SLUMS

Women Spaces

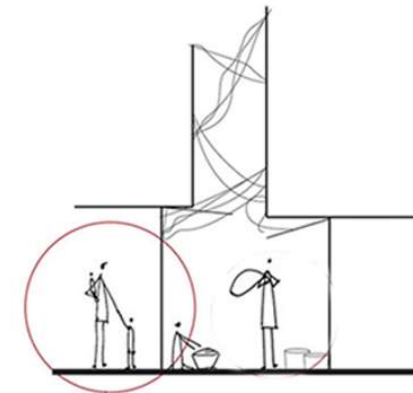
Figure 99: Manila slum woman taking care of child



Woman & Childcare, Alleyway Besides Slum



Tight Alleyway Outside Slum



Women stay home and do household activities

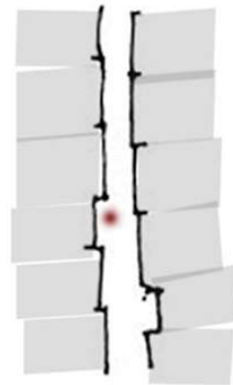
- Laundry
- Childcare
- Cooking
- Cleaning
- Street Vending
- Scavenging
- Fetching for Water

Spaces that women take care of their child are often tight in scale, for the location is always inside the slum or outside the slum in the alleyway. Women typically stay within the slum and surrounding alleyways. The spaces for childcare are often dark, cramped, and tight. Many of the colors derive from the household items of the space, ie buckets, bottles, and clothing.

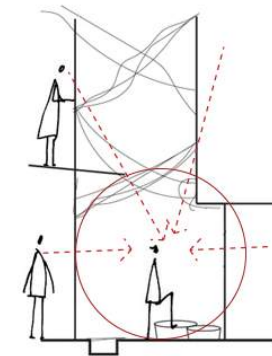
Space: Private Setting & Communal



Woman & Laundry, Alleyway Besides Slum



Tight Alleyway Outside Slum



Laundry is an activity mostly seen by the neighboring people in the slum

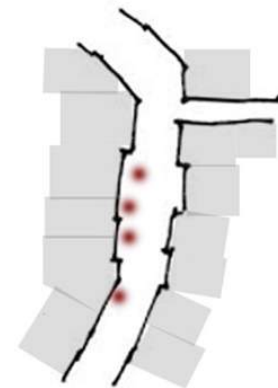
Spaces for domestic activities like laundry are also often tight in scale, for the location is always inside the slum or outside the slum in the alleyway. Women do laundry outside for there is access to infrastructural amenities to partake in the activity. Many of the colors derive from the household items of the space, ie buckets, bottles, and clothing.

Space: Communal Setting

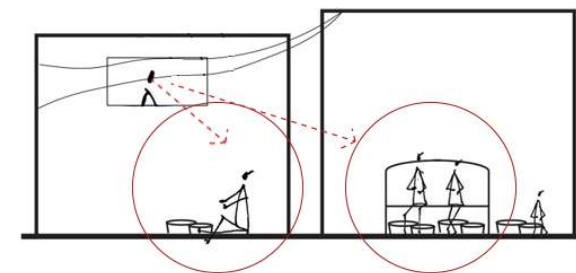
Figure 100: Manila women peeling garlic



Woman & Income Based Activity
Alleyway Besides Slum



Tight Alleyway Outside Slum



Women partake in activities together, outside of the slum

Spaces outside of the slum and in the alleyway are common women spaces. Women would gather and do their domestic activities together. The location of this is outside of the slum, for there isn't any designated space for their activity.

Space: Communal Setting

SYNTHESIS

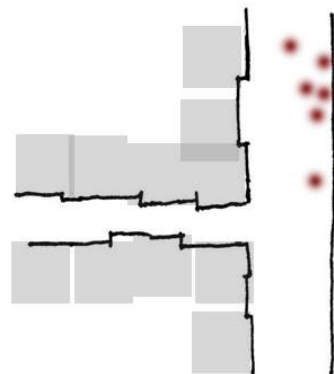
Because of their domestic activity responsibilities for the home, the spaces the women do their activities in are in the alleyways just outside of their home. The alleyways are often tight, dark, and constraining.

Male Spaces

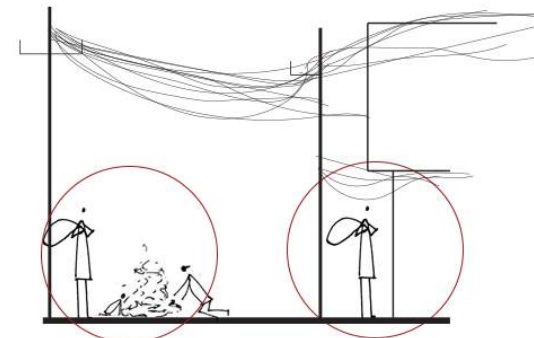
Figure 101: Men scavenge through garbage



Man & Income Based Activity
Outside of slum & neighborhood



Spaces away from the slum



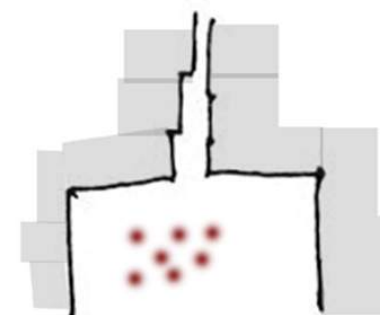
Men leave the home for work, so their environment is constantly changing.

Spaces outside of the barangay in the urban streets, are where you would find males. Males leave the home for income based activities, so their spaces are constantly changing. A lot of their time is not spent at home.
Space: Communal Setting

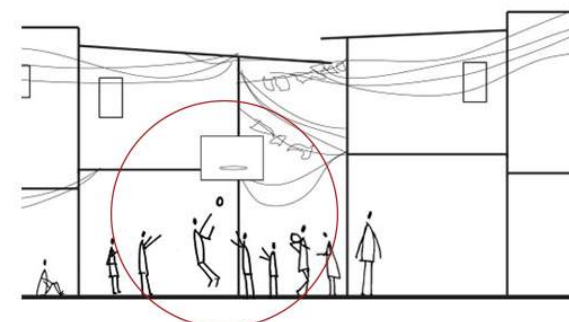
Figure 102: Men playing basketball in slums



Man & Leisure Activity
Spaces outside slum, designated specifically for basketball courts



Open Public Courtyard Space



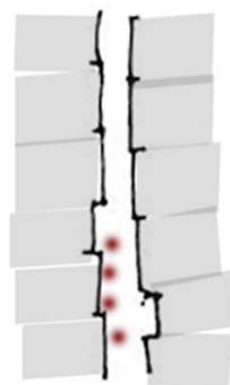
Men have designated public spaces like basketball courts where they can play sports together in an urban setting.

Males claim the basketball courts of the barangay. The space of the basketball court are for leisure, typically for men that play the game.
Space: Communal Setting

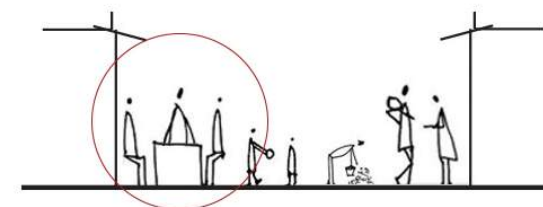
Figure 103: Men hanging outside of the slum



Man & Leisure Activity
Men gather outside of the slum for leisure activities



Alleyway Outside Slum



Men are also outside of the slum. Many don't stay inside of the slum because of the tight space. Typically they are right outside of their home, usually with other men gathered.
Space: Communal Setting

SYNTHESIS

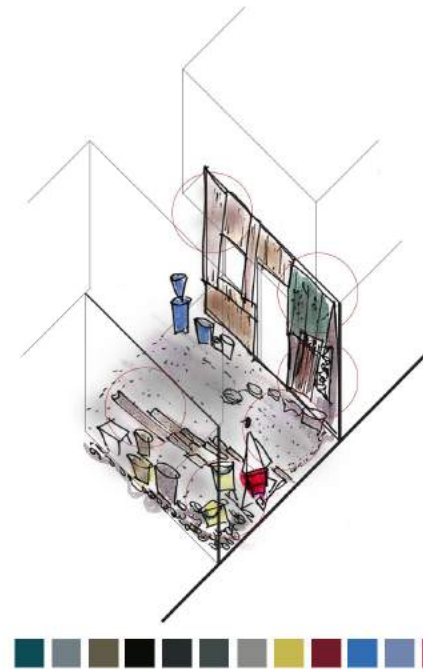
Men experience changing spaces, unlike the women in slums, for they have to leave the home for income. Spaces that are typically male-based in slums are more open, for example basketball courts. In comparison to the spaces that women are typically in, the men are in open and wider spaces.

SPATIAL ANALYSIS_ MANILA WOMEN SPACES IN SLUMS: ATMOSPHERIC QUALITIES

VISUAL




Figure 104: Manila woman doing laundry in alleyway



Surface Textures

Rough



Smooth



Opaque



TOUCH

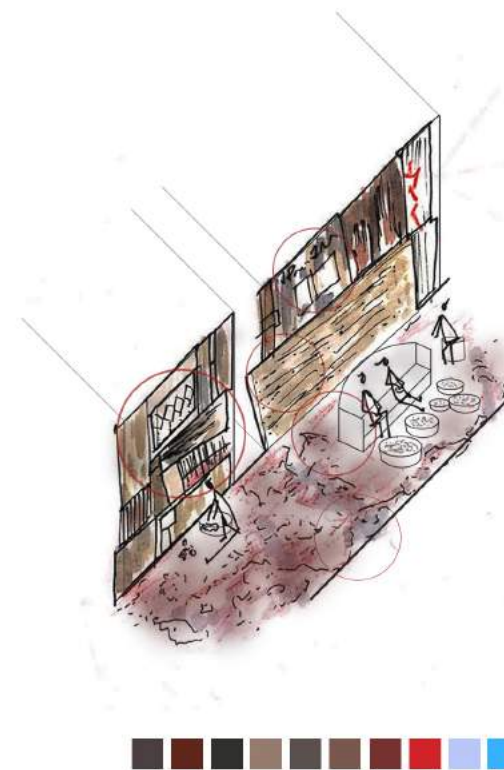
Hard & Rough



Hard & Smooth



Figure 105: Manila woman doing laundry in alleyway



Surface Textures

Rough

Smooth

Opaque

Translucent



Hard & Rough



Hard & Smooth



Soft



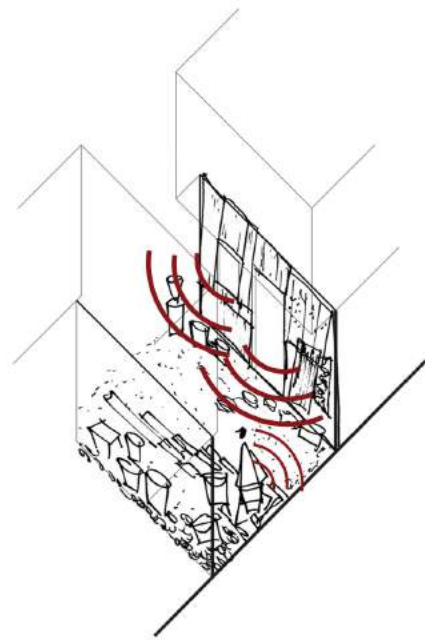
ACOUSTIC

SMELL

SYNTHESIS

The spaces are multi-layered with sensory. Visually there are more rough surfaces than smooth surfaces. The color pallet of the space is diverse, ranging from greys, to vibrant colors. Acoustically, the spaces is really loud, with sounds coming from the laundry activity in the alleyway, and as well as the neighboring slums. Because of the program and items in the alleyway, the smell is strong.

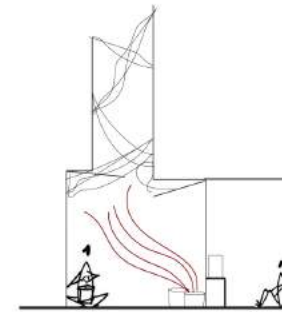
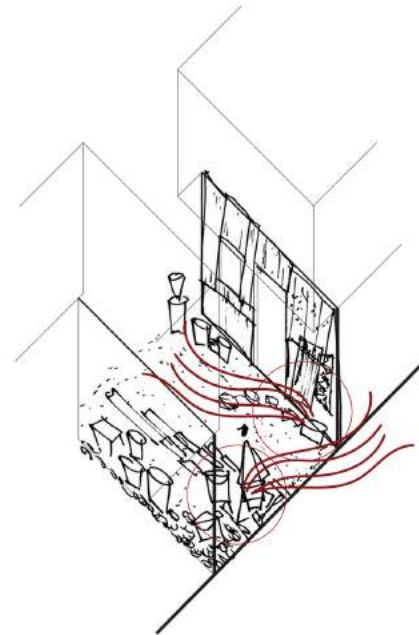
The spaces are multi-layered with sensory. Visually there are more rough surfaces than smooth surfaces. There are more opaque surfaces, as well. The color pallet of the space is mainly browns because of the materials used in the space. Acoustically, the spaces is really loud, with sounds coming from the laundry activity in the alleyway, and as well as the neighboring slums. Because of the activity peeling garlic, it creates the scent of the space.



Sounds from Surrounding Neighbors:
-Talking
-TV/Electronics



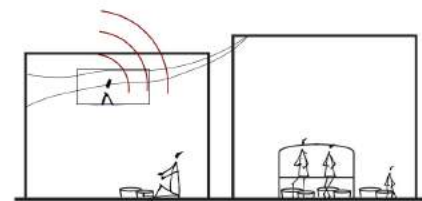
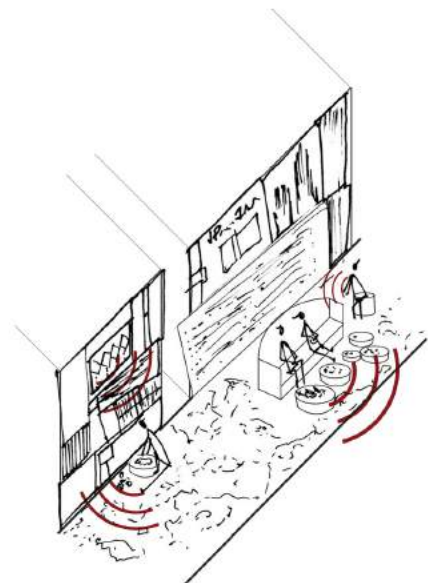
Sounds from Washing:
-Splashing Water
-Scrubbing



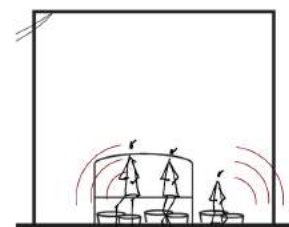
Scents from Trash in Alley



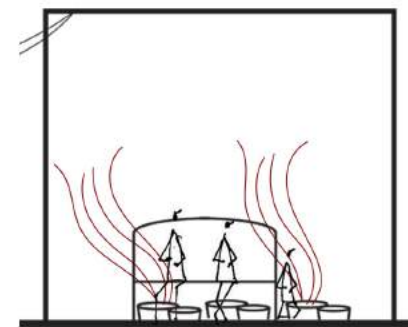
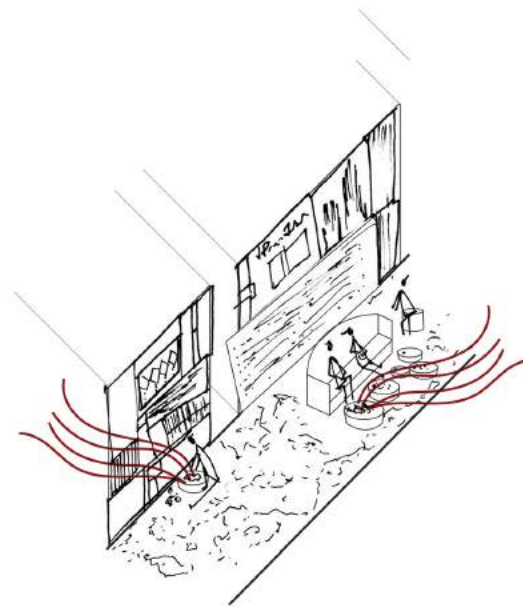
Scents from Laundry
-Water
-Dirty Clothes
-Soap



Sounds from Surrounding Neighbors:
-Talking
-TV/Electronics




Sounds from Peeling Garlic:



Scents
-Peeling Garlic



VISUAL



TOUCH

Hard & Rough




Hard & Smooth



Soft



Figure 106: Woman in Alleyway

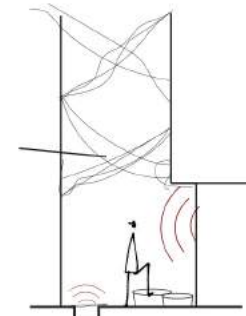
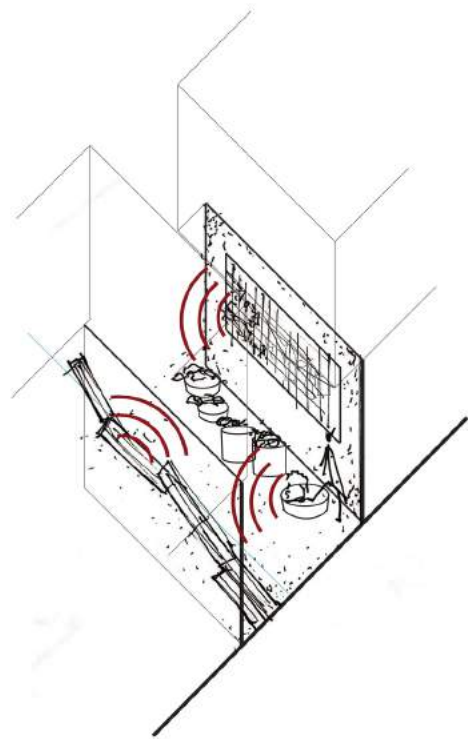


Hard & Rough



ACOUSTIC

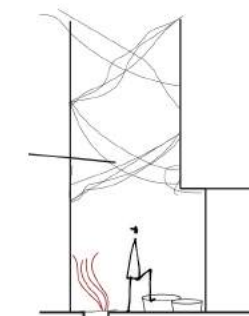
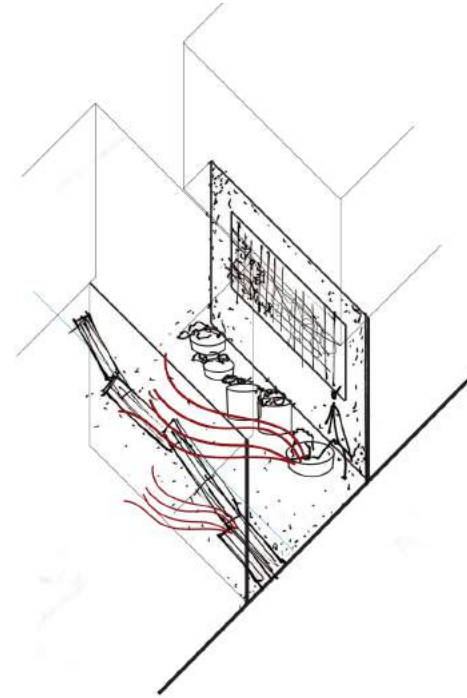
SMELL



Sounds:
-Talking from dwellers within the slum
-Water running from sewage



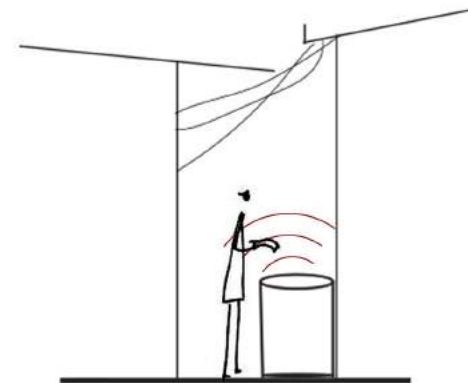
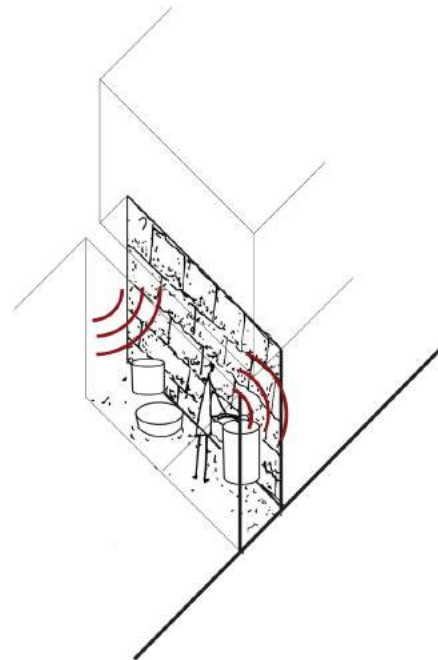
Sounds from Washing:
-Splashing Water
-Scrubbing



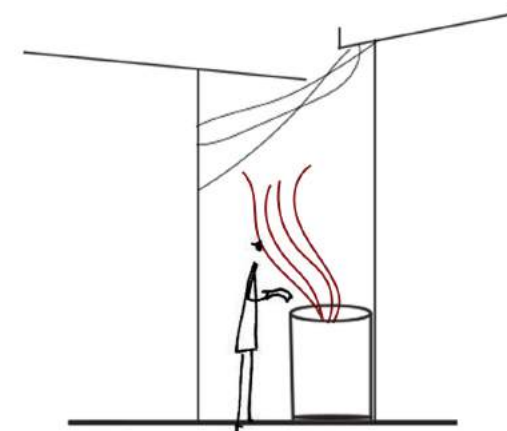
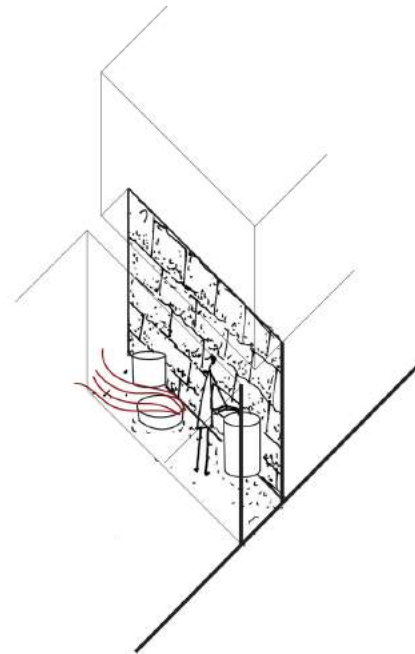
Scents from Sewage Runoff



Scents from Laundry
-Water
-Dirty Clothes
-Soap



Sounds from Washing:
-Splashing Water
-Scrubbing



Scents from Laundry
-Water
-Dirty Clothes
-Soap

SYNTHESIS

The spaces are multi-layered with sensory. Visually there are more rough surfaces than smooth surfaces, but there is soft surfaces coming from the clothing of the laundry. The color pallet of the space is diverse, ranging from greys, to vibrant colors. Acoustically, the spaces is really loud, with sounds coming from the laundry activity in the alleyway, and as well as the neighboring slums. Because of the program and items in the alleyway, the smell is dirty laundry, soap, and water.

This space is more tight and dark. Visually there are more rough surfaces than smooth surfaces. The color pallet of the space is mostly grayscale, with the pop of color from the water buckets and hose. Acoustically, the sounds come from the laundry activity in the alleyway, and as well as the neighboring slums. Because of the program and items in the alleyway, the smell is dirty laundry, soap, and water.

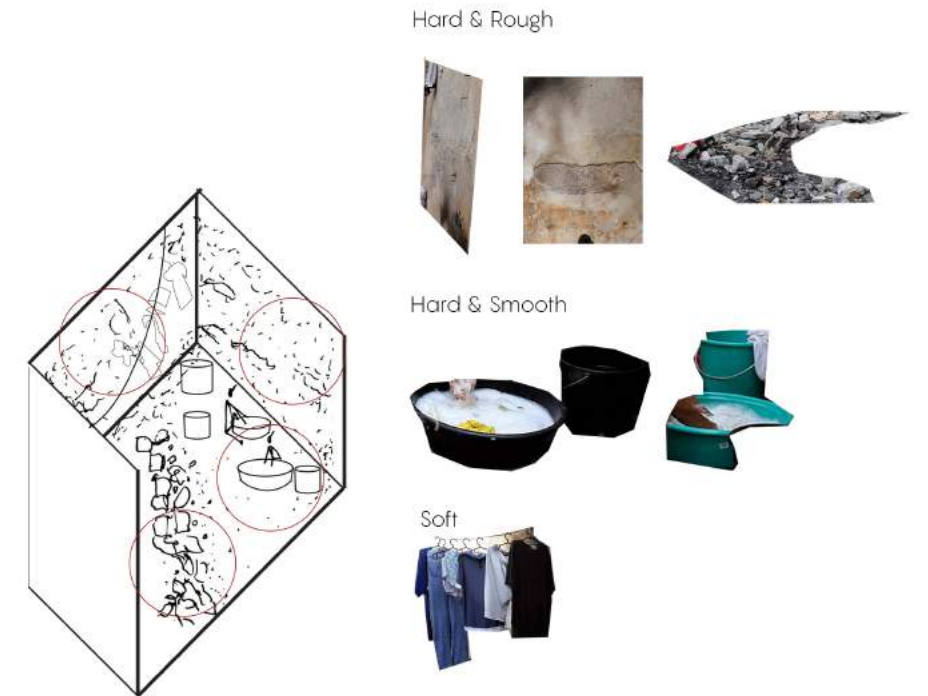
VISUAL



Figure 107: Slum girls doing laundry

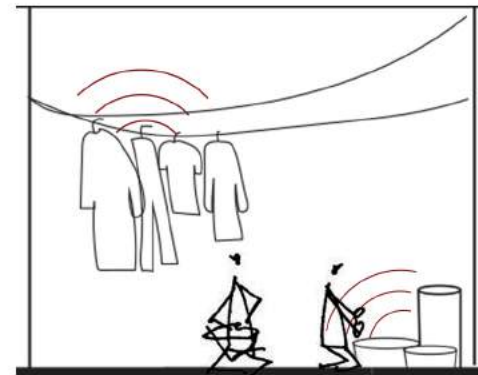
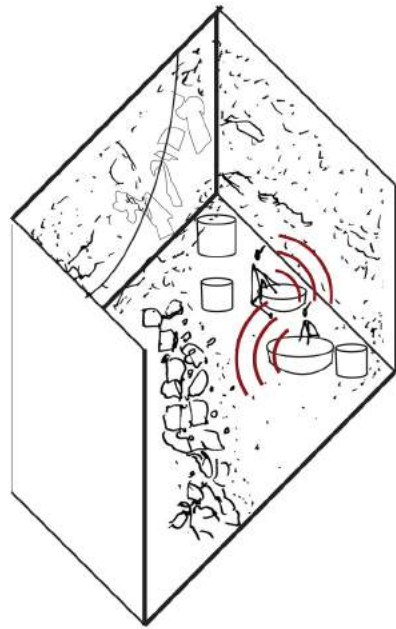


TOUCH

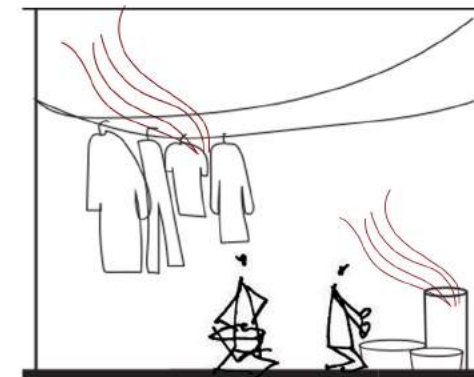
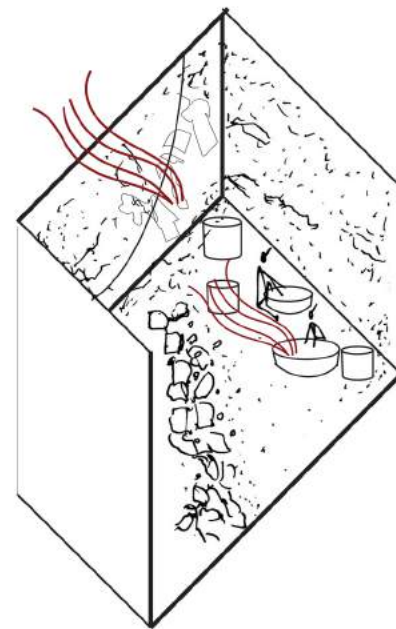


ACOUSTIC

SMELL






- Sounds from Washing:
- Splashing Water
- Scrubbing
- Wind hitting against hanging clothes



- Scents from Laundry
- Water
- Dirty Clothes
- Soap
- Clean Clothes

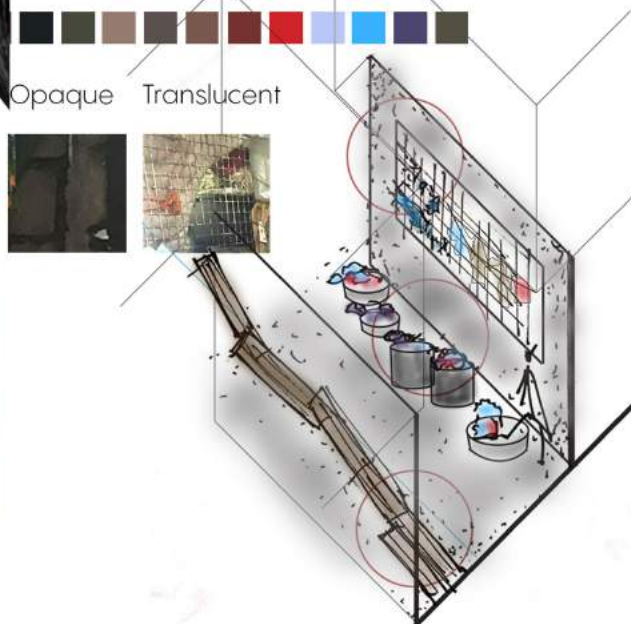

SYNTHESIS

This space is more tight and dark. Visually there are more rough surfaces than smooth surfaces. The color pallet of the space is mostly grayscale, with the pop of color from the water buckets and hose. Acoustically, the sounds come from the laundry activity in the alleyway, and as well as the neighboring slums. Because of the program and items in the alleyway, the smell is dirty laundry, soap, and water.



ATMOSPHERE OF WOMEN SPACES

- Dark
- Tight
- Constraining
- Oppressing



SITE VISIT_ MANILA, PH

DAY IN THE LIFE OF A SLUM DWELLER_SITE VISIT INTERVIEWS

Site Visit Family Interview: Mama Letty & Tito Delio

"For the past twenty years, my husband and our six children have been living here. I work as a laundress, and wash clothes for income, while my husband peels and sells garlic for a living. We have five small children, and one teenage daughter. While my husband and I are working, our daughter takes care of the children, and often tutors them here at home. We all live in this one space. We eat, sleep, work, and spend time together here. I spend the majority of my time within the alleyway because my duties require me to work outside my home. My husband is out selling garlic the majority of the day. We also often scavenge for materials, and food daily. We view it as treasure hunting. My one wish is for my kids to have a place where they can learn within the community" - **Mama Letty**



COMMUNITY MEETING WITH WOMEN LEADERS OF TONDO SLUM



SITE VISIT DATA GATHERING:

PROGRAMMATIC:

1) Women Activities:

- Childcare
- Laundry
- Economic

2) Women activities are performed:

- Within the alleyway, next to the slum
- Exterior Spaces

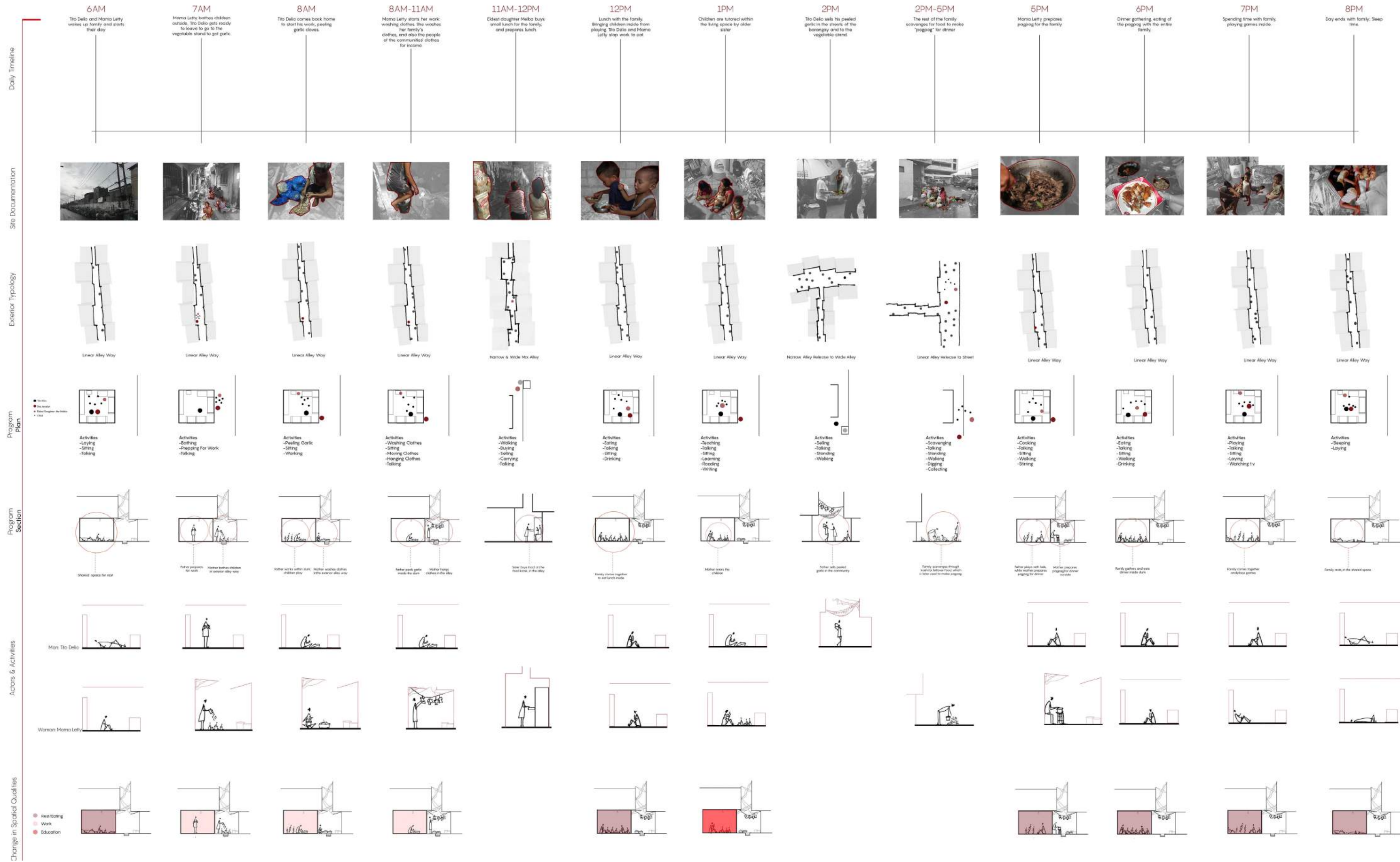
3) Alleyway spaces within slums are highly active and heavily programmatic

Interview with Women Leaders of Tondo Slum:

Women wants:

- More flexible spaces so women can gather for community meetings
- Wanting educational zones for children

DAY IN THE LIFE OF A SLUM DWELLER_SPATIAL ANALYSIS



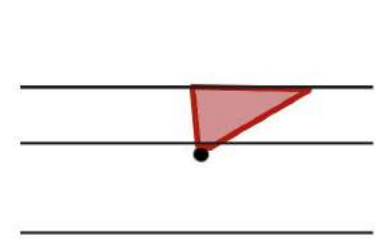
SITE VISIT_MATERIALS + TECTONICS



Materials within Space



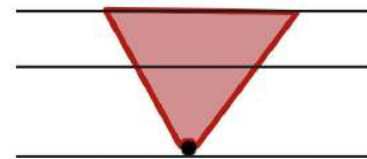
Textural Qualities



Materials within Space



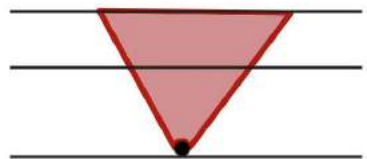
Textural Qualities



Materials within Space



Textural Qualities



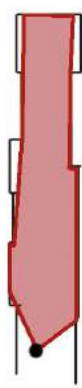
Materials within Space



Textural Qualities



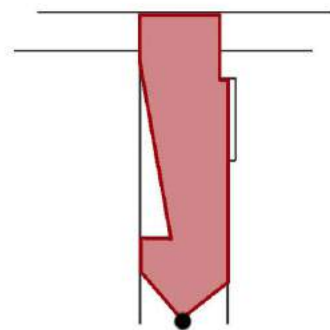



SITE VISIT_MATERIALS + TECTONICS



Materials within Space



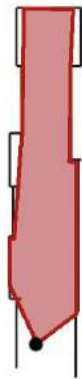
Textural Qualities



Materials within Space





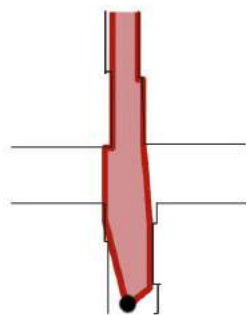
Textural Qualities



Materials within Space



Textural Qualities



Materials within Space



Textural Qualities



SITE VISIT OBSERVATIONS

The people within the slums are resilient with their materials and techniques. They reuse discarded material, and use it as a building material. They building with whatever they can find, in whatever space they can find.

DESIGN THEOREM + SITE RESEARCH_ SYNTHESIS

SYNTHESIS OF THEORY & RESEARCH

THESIS FOCUS: Enhancing the existing spatial experience for the women by using locally found material. Manipulating the material to enhance the atmosphere and the experience for the **EXISTING** women spaces within the slums.

OPAQUE

DARK

ROUGH

TRANSPARENT

HARD

ROUGH & DARK

OPAQUE

DARK COLORS, OPAQUE

SURFACE

MATERIALS OF SPACE CREATE ATMOSPHERE

ROUGH **SMOOTH** **OPAQUE**

ROUGH **OPAQUE**

ROUGH **SMOOTH** **OPAQUE** **TRANSLUCENT**

ROUGH **SMOOTH** **OPAQUE**

ATMOSPHERE OF WOMEN SPACES

Slums grow organically and are created very close proximity with one another. This creates tight alleyways inbetween each home.

Men leave the home all day for work. They experience changing environments.

Women stay home for childcare and domestic activities, such as laundry, house cleaning, and cooking.

The two main spaces women inhabit are the slum & the alleyway next to the home.

Men, women, and children leverage for available resources for income. Women and children use home for storage for leftover food of items to eat.

Women often have to travel to find water if water access is limited in the community.

Street vendors are an extension off a slum. Women primarily sell fruits, handmade gifts, and food items for income.

Slum communities in Manila have alleyways that open up to basketball courts, which are used by the men of the community.

Home Alleyway

Courtyard

ARGUMENT

This thesis argues the overall right to the city, specifically with the urban poor. The urban poor dwellers are entitled to the production to their urban space, and should have the collective right to appropriate the city and the production of its space. Within these dwellers, reside another layer of inequality, the women of the slums. Although the hardship for dwellers in general is high, those of the women are even greater. As a woman within the slums, they are automatically proclaimed to be the laborious workers for not only them, but also the family they provide for.

While providing for their families through domestic means, such as laundry, cooking, cleaning and childcare, the spatial qualities that inhabit these activities are limited in spatial experiences. These limited experiences are derived from the materiality of the space, and the bodily experiences it brings; primarily in the areas where women inhabit within the slums. The atmosphere of the spaces are constrained, non-exposed, and tight. Because of these depriving qualities, the primary inhabitants, the women, are seen and treated as such due to the atmospheric conditions they reside within.

By improving the spatial qualities and overall atmosphere of the spaces that the women inhabit, this begins to empower them to strive for a better quality of space and identity for themselves. Through looking at materiality experiences and tectonic alterations, the methodology of this thesis will be through exploration and experimentation of local materials to then enhance the existing spatial qualities within the spaces for the women. Due to their gender and current roles in society, women in slums are restrained in the spatial experience. How can we as designers stimulate the urban experience of space, through the collective participation, using the existing materials and tectonics? How can we manipulate local materials to create a liberating experience for the women in the slums?

DESIGN RESEARCH- Questions

Investigating Space, Program, and Activities

- How to empower women?
- How to create spatial experiences capitlizing on the materials the people in the slums have?
- How can we stimulate the urban experience of space through collective participation, using existing materials and tectonics?

Investigating Materials and Tectonics

- How can we use materials and tectonics as a means of application for intervention?
- How do you design surfaces and materials that will give a liberating experience?
- How can we create an intervention through a bottom-up design that is versatile and creates spatial experiences for the women in slums?

2.0 MATERIALITY EXPLORATION_ MATERIAL MISUSE

TESTING TO FAILURE: MATERIAL MISUSE

SARAH M. HIRSCHMAN

“Tehrani’s tectonics push the physical capacities of the material itself while allowing for certain patterns to emerge that are often in fact parametric or computational”.²⁵

“Rather than replicating structures they had already seen work, the team used advanced structural modeling software to push the limits of what was known about these techniques”²⁶

“understanding of tectonics as a connection between the designer and the experiences he creates with his buildings.”²⁷

Key Words:

- Pushing the Physical Capacities of the Material
- Connection between Tectonics and Experience

Throughout the slums of Manila, Philippines, there consists of a diverse collection of materials, which are either currently used for slum construction or reuse for profit. However, these materials have the audacity to be used to a stronger potential in regards to experimentation.

In the text, *Testing to Failure: Material Misuse*, the concept is pushing the physical capacities of materials and tectonics, and creating a connection between tectonics and experiences. This narrative would be applied towards this thesis and its conditions within the slums of Manila, by the exploration of existing materials to stimulate the urban experience for the women in the slums.



Figure 108: From Digital to Brick



Figure 109: Plastic Bottle Light - ALiterofLight.org



Figure 110: MIT Pavilion



Figure 111: MIT Pavilion



Figure 112: MIT Pavilion




Figure 113: MIT Pavilion Complete Fabrication



Figure 114: Unflat Pavilion



Figure 115: Unflat Pavilion

UNFLAT Pavilion_Nick Gelpi

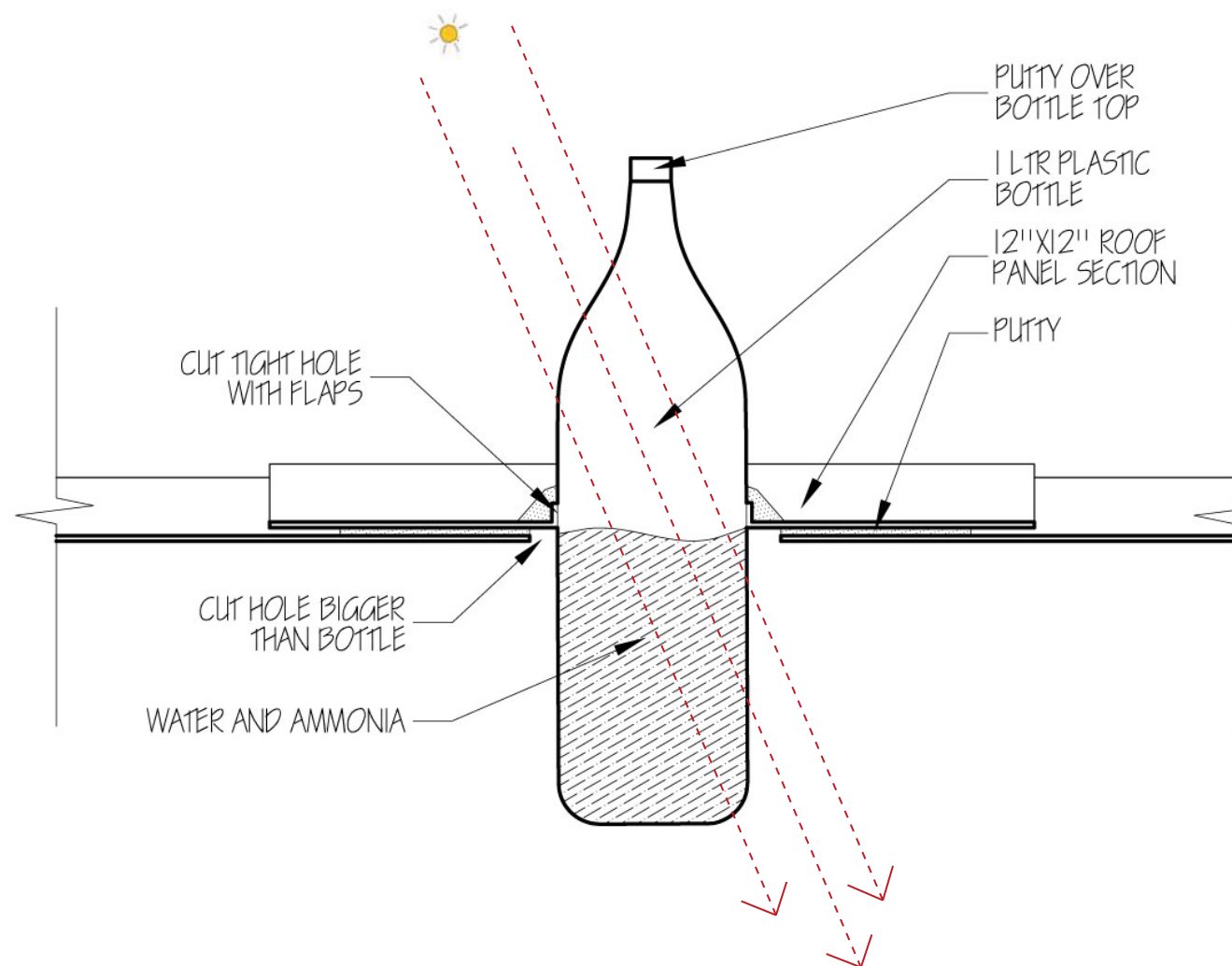
This project is constructed out of laminated plywood that bends into architectural elements such as windows, seating, columns, buttresses, and skylights. The structure incorporates cheap and low technological construction and uses an easy method of fabrication. This project mis-uses the material of the laminated plywood, and pushes its capabilities to create multiple moments of inhabitation and experience.



Figure 116: Plastic Bottle Light



Figure 117: Plastic Bottle Light



the SOLAR BOTTLE BULB

materials

- PET bottles
- encased in Galvanized Iron (GI) corrugated sheets
- filled with water + solution of household chemicals

ISANG LITRONG LIWANAG

assembly

- step 1.** cut approx 1 foot by 1 foot sheet of roof sheet metal (flat or corrugated, depending on the roof you intend to install the devise)
- step 2.** cut a circle slightly smaller (2 mm) than the circumference of the bottle container.
- step 3.** cut the difference in diameter (2mm) radially to make small strips that will be bent upwards perpendicular to the steel sheet.
- step 4.** apply rubber sealant or epoxy resin to the small perpendicular strips and glue to the upper one-third of the plastic container
- step 5.** cut a diameter similar in size to the plastic container on the roof
- step 6.** place the bottle with the skirt glued firmly in place directly on the original roof
- step 7.** apply a rubber water sealant around the newly cut hole on the roof to prevent leaking
- step 8.** fix the Solar Bulb firmly in place by drilling six holes on the perimeter of the metal skirt and riveted onto the roof
- step 9.** fill the container with about 10 ml of chlorine and the rest with filtered water (to take out any floating particles in the liquid)
- step 10.** seal the cap tightly and apply a coat of sealant to prevent the cap from turning brittle and let the sun shine through

roofing installation

preparation to volunteer, donate or simply inquire about the campaign, do feel free to email us at info@literoflight.org

Figure 118: Plastic Bottle Light Instructions

Liter of Light

Liters of Light is a grassroots movement that aims to provide to people that lacks the access or is limited to electricity. Liter of Light provides affordable and low-technology solar light through recycled plastic bottles and locally sourced materials. Volunteers of the Liter of Light organization teaches communities on how to use local materials, such as plastic bottles, to illuminate the homes and streets within th neighborhoods. Empowering and educating the community is a goal of the Liter of Light foundation, and they aim to teach practices of simple construction with only using materials that are sourced from local communities, an constructing them in a low technological applications.



Figure 119: Coke Bottles



Figure 120: From Digital to Brick



Figure 121: From Digital to Brick




Figure 122: From Digital to Brick




Figure 123: From Digital to Brick

From Digital to Built: Experimentations With Brick

This project tests the constraints of the material brick by using complex geometry, and a variety of brick laying techniques. The material experimentation starts with creating digital and physical model, then construction of the design. Through the applications of turning and shifting of the brick module creates a different and use of the tectonic and form.

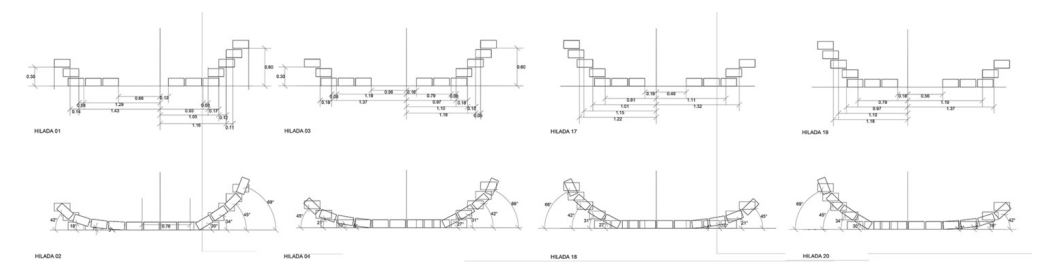












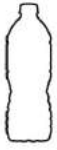


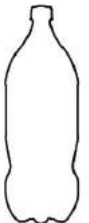
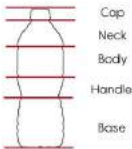
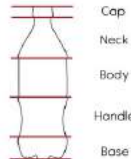
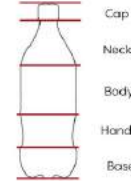
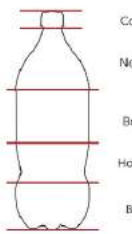
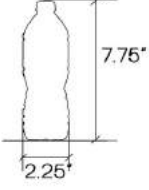
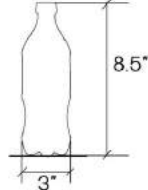
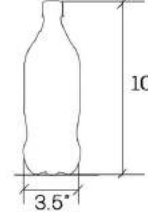
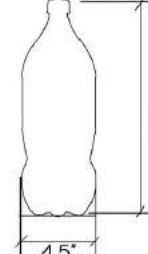












Figure 124: From Digital to Brick

MOST COMMONLY FOUND MATERIALS_Manila, PH

	Aluminum Cans	Paper	Metals	Cardboard	Glass Bottles	Plastic Bottles
Most Abundant Materials Found in Manila						
Recycling Process Lifespan How Many Times Can it be Recycled in a Recycling Center?	Infinitely "Aluminum is a valuable commodity, and is four times more valuable than other recyclable materials, according to The Aluminum Association. The Aluminum Association also points out that aluminum is recycled very quickly, with one aluminum can being made into another in as little as 60 days ³⁰ "	5 - 7 times (into new paper) "Materials like paper do not have an infinite life, but the answer to how many times paper can get recycled into new paper depends on the kind of paper. Newspaper is lower quality. It can be turned into new newspaper or egg cartons, but not into things like stationary and magazines. (the way white paper can) ³¹ "	Infinitely "Common metals such as copper and steel can also be recycled over and over without losing any of their quality. It is cheaper to recycle metals like copper than to seek out new copper, According to Copper Investing News, and recycled copper is worth almost as much as new copper. Metals can be recycled rapidly. ³² "	Finite Lifespan "Cardboard can be broken down multiple times and made into new paper products, though it does eventually start to lose quality. Many recyclable materials like cardboard aren't repeatedly made into the same product the way glass or steel might be, so naming a specific amount of trips through the recycling process becomes more difficult. ³³ "	Infinitely "Glass is a material that's easy to recycle. Glass doesn't lose any quality even when it's recycled over and over, according to Arizona Recycles. Like copper, it is also more cost effective to recycle than to create new glass. ³⁴ "	One Time "Plastics, like paper products, degrade when they're recycled, so they often are only remade into their original products once, according to National Geographic and the New York Times. ³⁵ "
Recycled Material Avg Selling Price per KG to the Recycling Center Philippines Currency: Pesos (P)	Aluminum Cans: P60.00	Newspapers: P4.00-5.00 Bond Paper: P7.00	Copper: P210.00 Steel: P8.00	Cardboard: P3.50	Glass Bottles: P2.00	Plastic Bottles: P14.00
Longevity of Materials	Aluminum Can 200-500 years ³⁶	Newspaper 6 weeks ³⁷	Metals:	Cardboard Box 4 weeks ³⁸	Glass Bottle 1Million years ³⁹	Plastic Bottles 400 years ⁴⁰
Manipulation Ability	Easily Cut	Easily Cut	Harder to Cut Metal	Easily Cut	Harder to Cut Glass	Easily Cut
Ability to Withstand & Perform over Time	Waterproof	Detoriates when affected by water	Rusts over Time	Detoriates when affected by water	Waterproof	Waterproof

The plastic bottle's material is strong, cheap, easily manipulated, and waterproof. This thesis will explore the capabilities of the material, and use the discarded material as a building material.

TYOLOGY OF A PLASTIC BOTTLE

	Water Bottle	Soda Bottle	Soda Bottle	Soda Bottle
Plastic Bottle Type				
Size	16.9 fl oz	20 fl oz	1 liter	2 liter
Form				
Parts	 <ul style="list-style-type: none"> Cap Neck Body Handle Base 	 <ul style="list-style-type: none"> Cap Neck Body Handle Base 	 <ul style="list-style-type: none"> Cap Neck Body Handle Base 	 <ul style="list-style-type: none"> Cap Neck Body Handle Base
Dimensions				
Deconstructed				
Color				
Texture	 <ul style="list-style-type: none"> Opaque Transparent Translucent 	 <ul style="list-style-type: none"> Opaque Transparent 	 <ul style="list-style-type: none"> Opaque Transparent 	 <ul style="list-style-type: none"> Opaque Transparent

MATERIAL EXPERIMENTING: ATMOSPHERIC QUALITIES OF THE PLASTIC BOTTLE

MATERIAL EXPERIMENTATION_ Studying the Atmospheric Qualities: Visibility, Light, Texture, Strength

Full Bottle



Visibility



Light



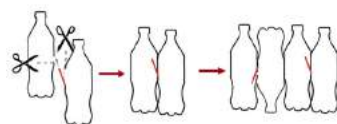
Texture/Touch



Strength



Compressive Strength: PASS
Assembly



Crushed/Melted Bottle



Visibility



Light



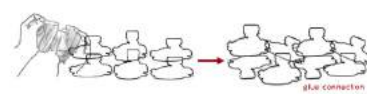
Texture/Touch



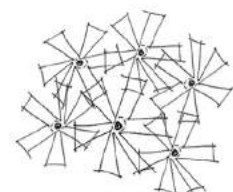
Strength



Compressive Strength: PASS
Assembly




Half Bottle



Visibility



Light



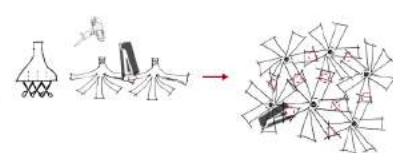
Texture/Touch



Strength



Compressive Strength: PASS
Assembly




Body



Visibility



Light



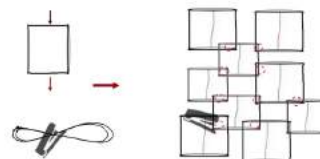
Texture/Touch



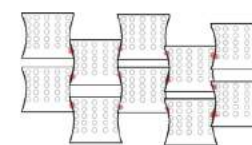
Strength



Compressive Strength: PASS
Assembly



Handle



Visibility



Light



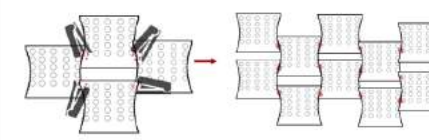
Texture/Touch



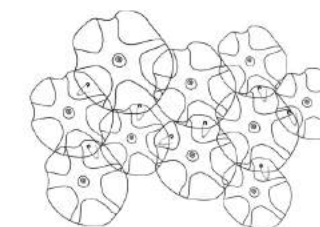
Strength



Compressive Strength: FAIL
Assembly



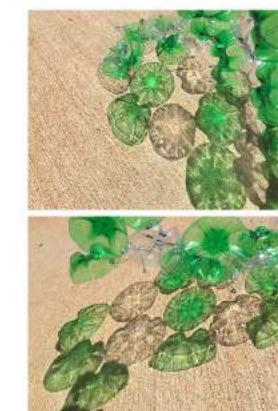
Base



Visibility



Light



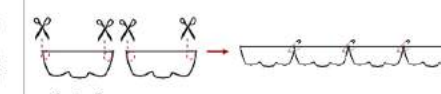
Texture/Touch



Strength



Compressive Strength: PASS
Assembly



Half Bottle



Visibility



Light



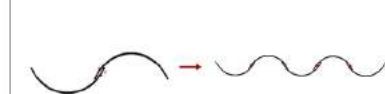
Texture/Touch



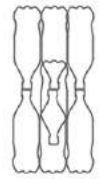
Strength



Compressive Strength: PASS
Assembly



Full Bottle



Visibility



Light



Texture/Touch

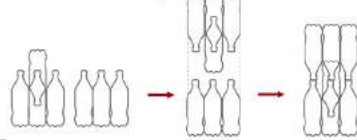


Strength



Compressive Strength: PASS

Assembly



Crushed/Melted Bottle



Visibility



Light



Texture/Touch

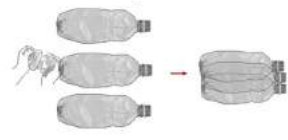


Strength

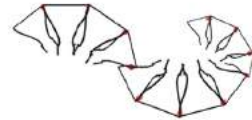


Compressive Strength: PASS

Assembly



Half Bottle



Visibility



Light



Texture/Touch

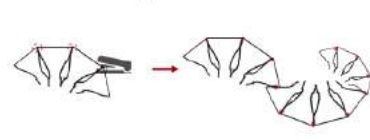


Strength



Compressive Strength: PASS

Assembly



Body



Visibility



Light



Texture/Touch

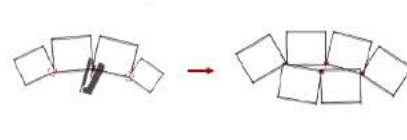


Strength

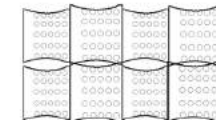


Compressive Strength: FAIL

Assembly



Handle



Visibility



Light



Texture/Touch

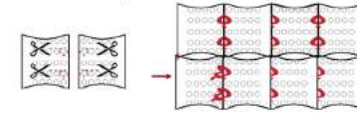


Strength

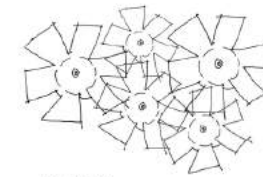


Compressive Strength: FAIL

Assembly



Base




Visibility



Light



Texture/Touch

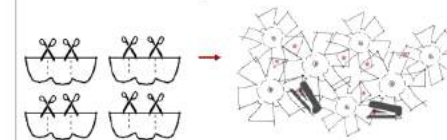


Strength



Compressive Strength: PASS

Assembly



Half Bottle



Visibility



Light



Texture/Touch



Strength



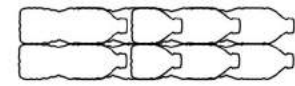
Compressive Strength: FAIL

Assembly



MATERIAL EXPERIMENTATION Studying the Atmospheric Qualities: Visibility, Light, Texture, Strength

Full Bottle



Visibility



Light



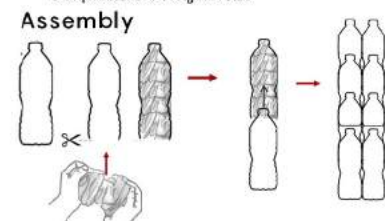
Texture/Touch



Strength



Compressive Strength: PASS



Crushed/Melted Bottle




Visibility




Light



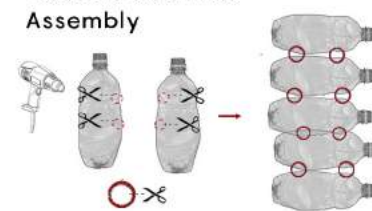
Texture/Touch



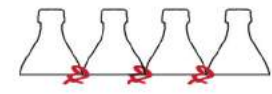
Strength



Compressive Strength: PASS



Half Bottle



Visibility



Light



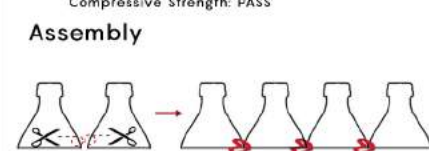
Texture/Touch



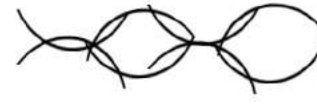

Strength



Compressive Strength: PASS



Body



Visibility



Light




Texture/Touch



Strength



Compressive Strength: FAIL



Handle



Visibility



Light



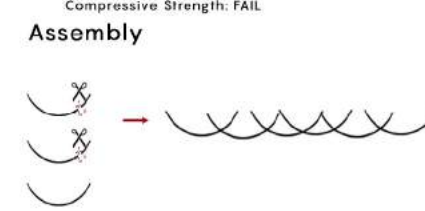
Texture/Touch



Strength



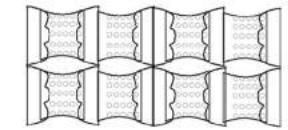
Compressive Strength: FAIL



Handle



Base



Visibility




Light



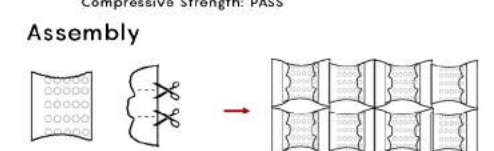
Texture/Touch



Strength



Compressive Strength: PASS



SUCCESSFUL BLOCK MODULES



- ATMOSPHERIC QUALITIES
- Structural
 - Zero to no visibility
 - Not varied in light phenomenon
 - Not varied in visibility experience

SUCCESSFUL SURFACE MODULES



- ATMOSPHERIC QUALITIES
- Different visibility levels
 - Diverse Light Phenomena
 - Strong in compression
 - Strong in Tension



- Handles compressive strength
- Controls visibility with levels of transparencies
- Light phenomenon



- Flexible module
- Handles compressive strength
- Controls visibility with levels of transparencies
- Light phenomenon



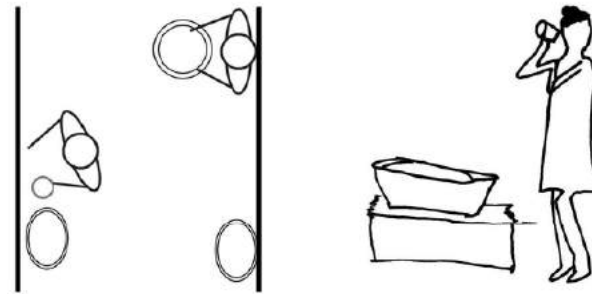
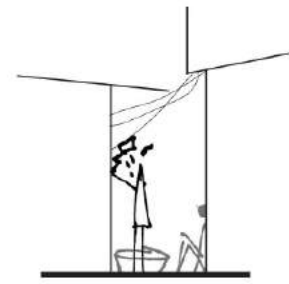
- Flexible module
- Handles compressive strength
- Controls visibility with levels of transparencies
- Light phenomenon

PROGRAMMATIC ANALYSIS: WOMEN EMBODIMENT IN THE SLUMS

Personal Activity

Activity: Bathing

- Sitting
- Squatting
- Standing
- Washing



Synthesis:
 -Overlapping spaces between private activities and public activities
 -Bathing is in the same space as every other activity
 -Currently there's no privacy for bathing activity

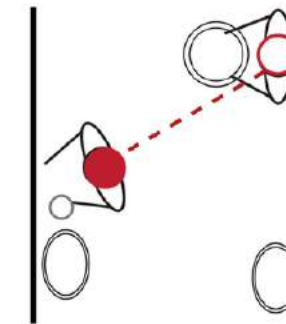
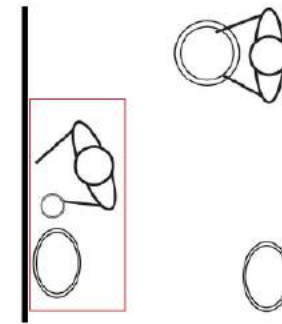


Bathing: Standing

Body

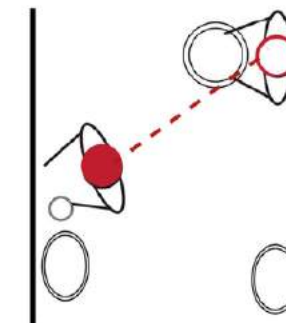
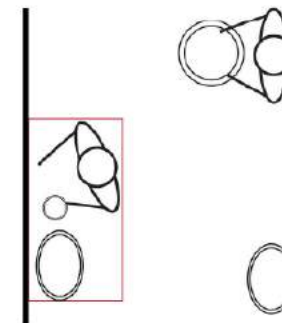
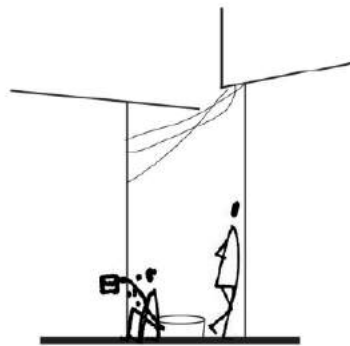
Body Gestures

Plan: Body in Space

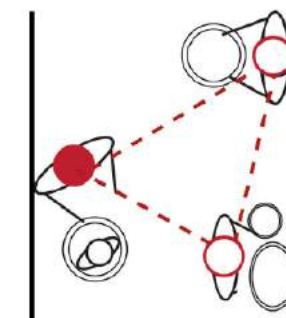
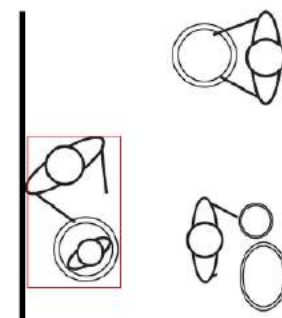


Spatial Relationship



Bathing: Sitting

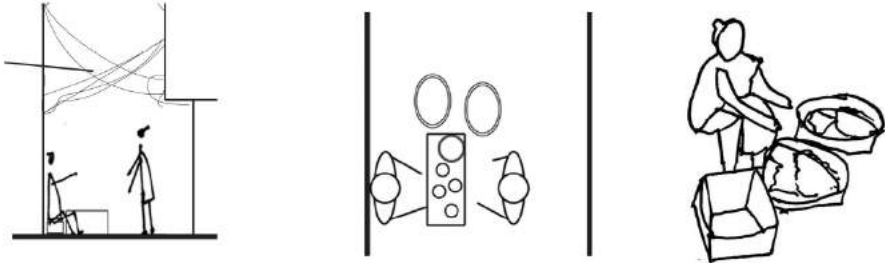


Washing Children



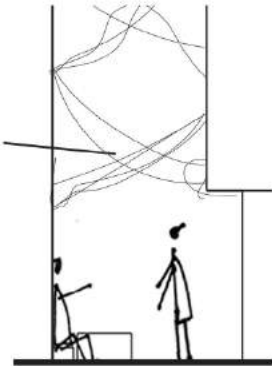
Economic Activity

- Activity: Selling**
 -Sitting
 -Talking
 -Standing



Synthesis:
 -Alleyway spaces are used for economic activities
 -Activities that women partake in are selling crafts, fruits, or goods
 -Women are mainly sitting when conducting economic activities


Selling Stand



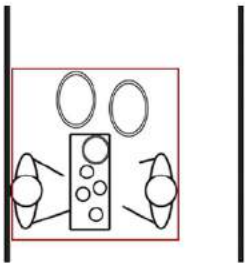
Body



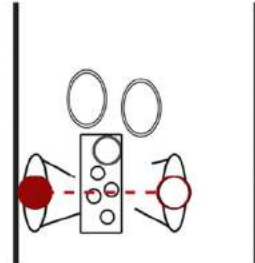
Body Gestures



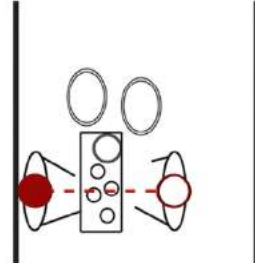
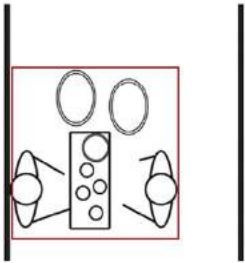
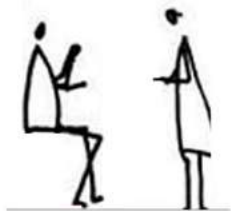
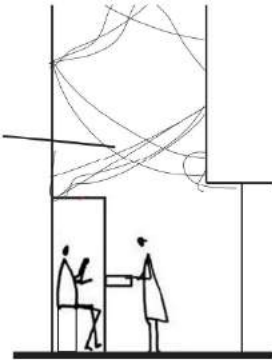
Plan: Body in Space



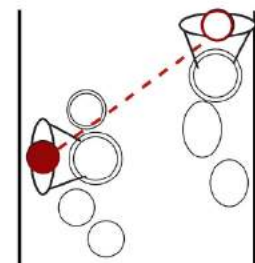
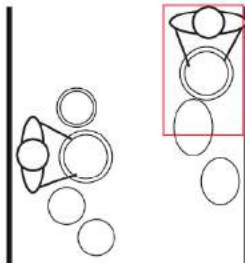
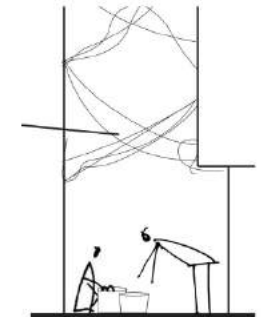
Spatial Relationship



Shop Keeping



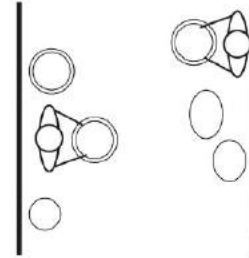
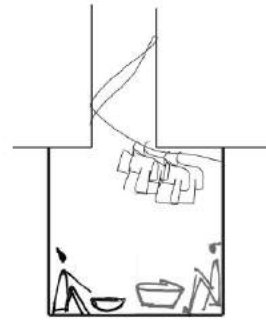
Peeling Garlic



Domestic Activities

Activity: Laundry

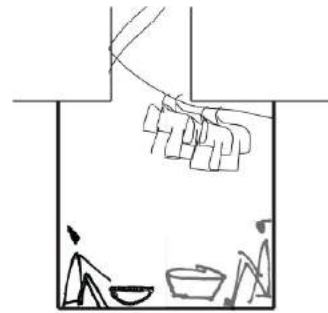
- Sitting
- Hanging clothes
- Talking
- Standing
- Washing



Synthesis:

- Alleyway spaces are used for domestic activities
- Women do laundry in a **shared space**
- Women are mainly sitting when conducting domestic activities, such as laundry

Washing: Sitting



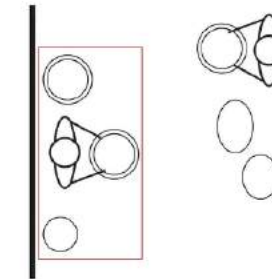
Body



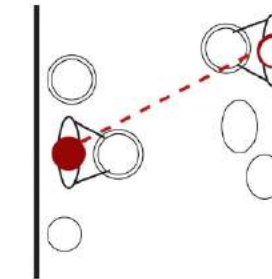
Body Gestures



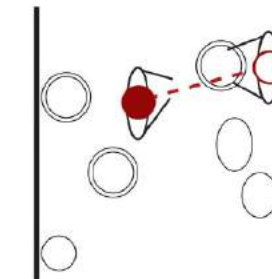
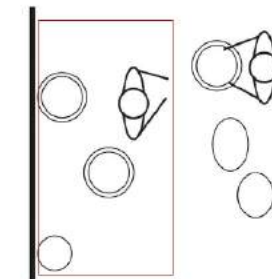
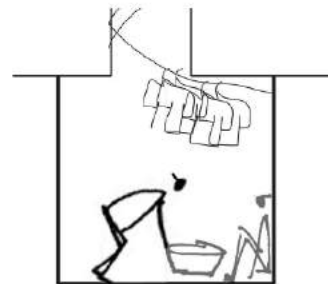
Plan: Body in Space



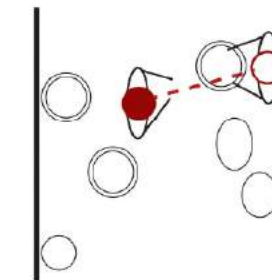
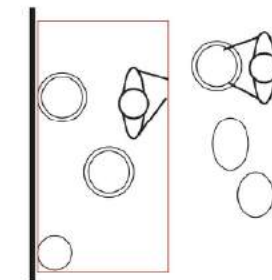
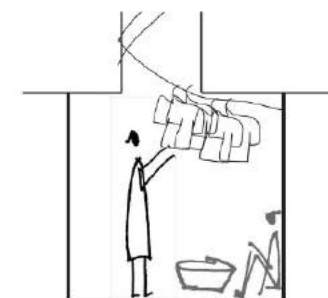
Spatial Relationship



Washing: Bending Over



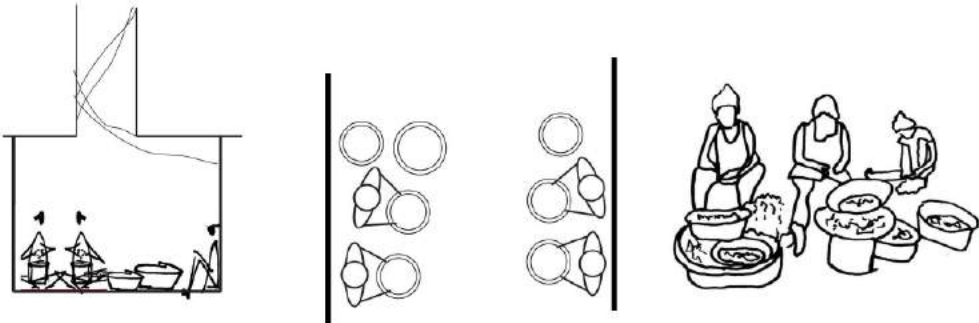
Washing: Hanging



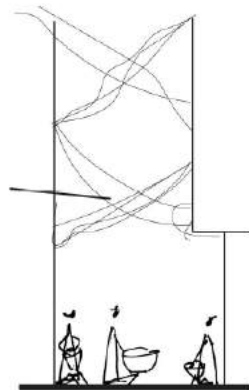
Communal Activities

Activity: Laundry & Peeling Garlic

- Sitting
- Peeling Garlic
- Talking
- Standing
- Washing



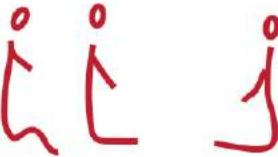
Synthesis:
 -Women often gather with other women in the community to perform domestic activities
 -Women are mainly sitting when conducting domestic activities, such as laundry



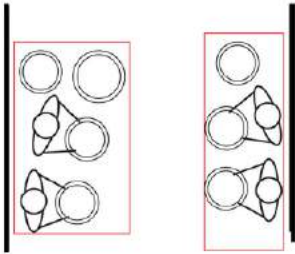
Body



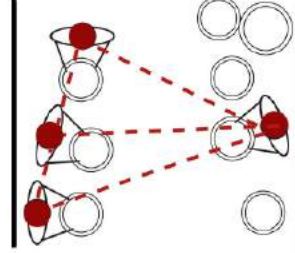
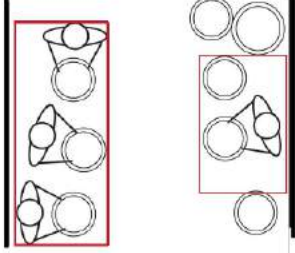
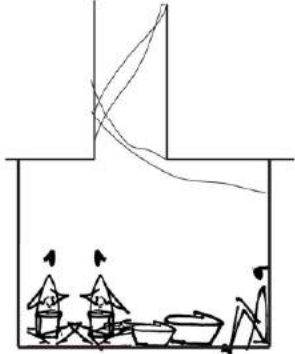
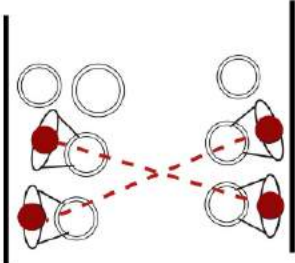
Body Gestures



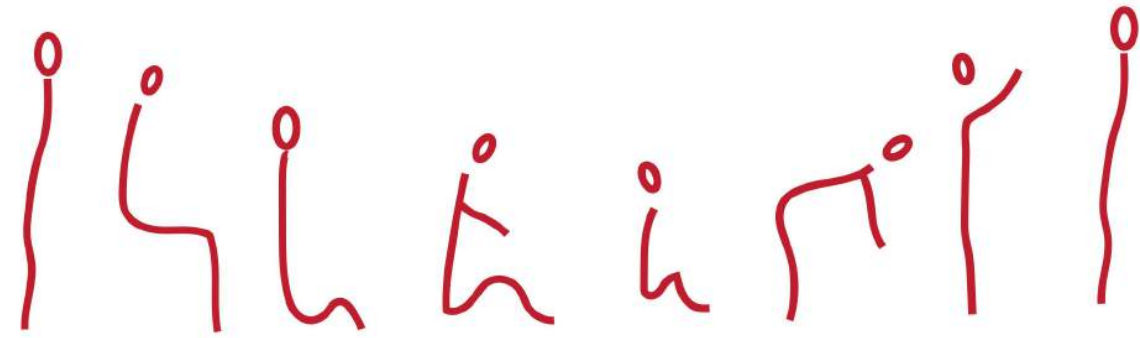
Plan: Body in Space




Spatial Relationship




Economic



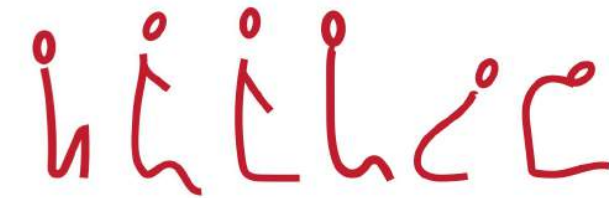
Bathing



Laundry



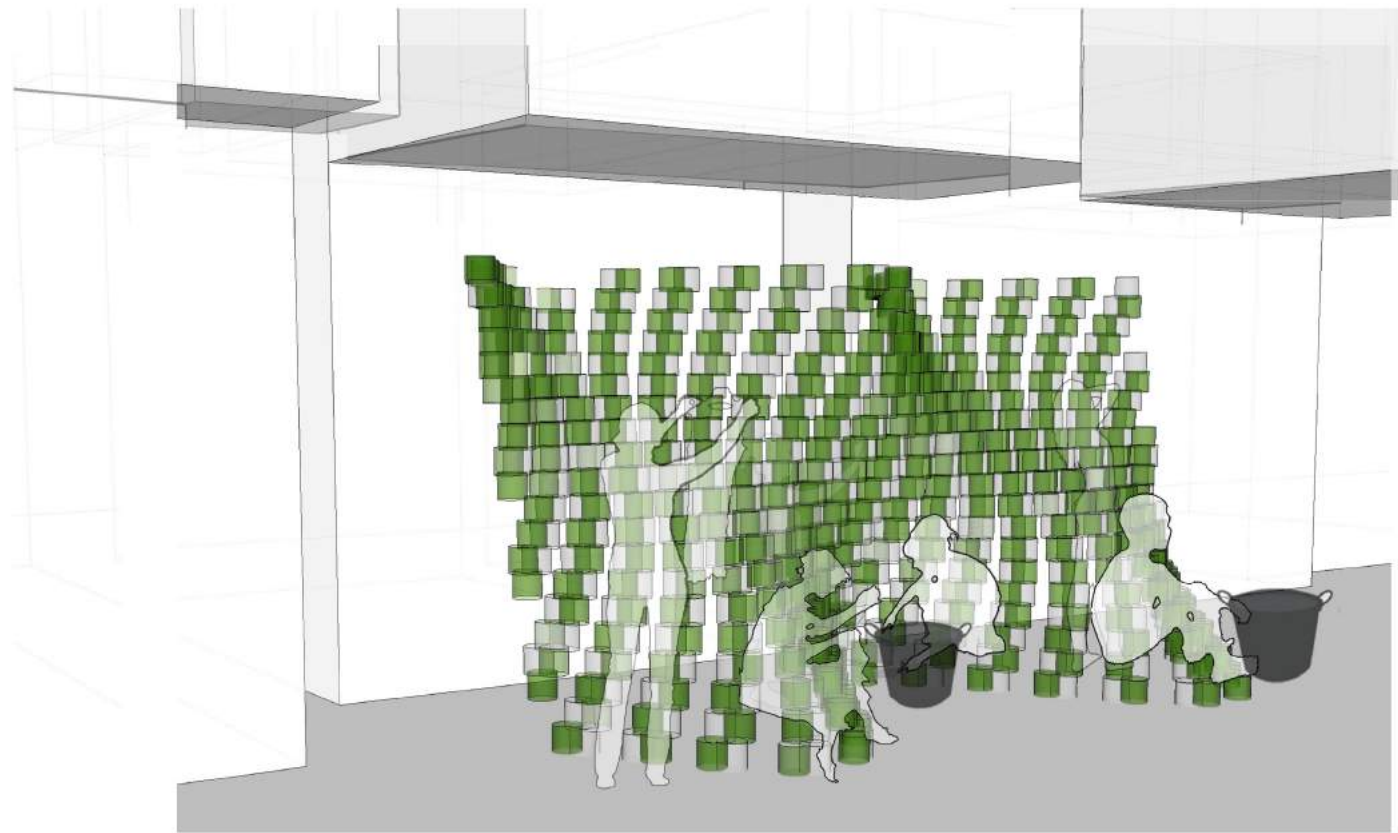
Communal



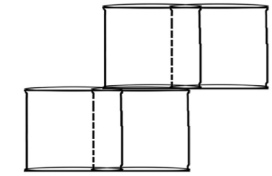
CONCLUSIONS: WOMENS NEEDS:

- 1) Controlling visibility/ privacy within the alleyway
- 2) Providing seating/organization infrastructure to help with domestic activities (currently lacking)
- 3) Create gathering spaces for group gathering

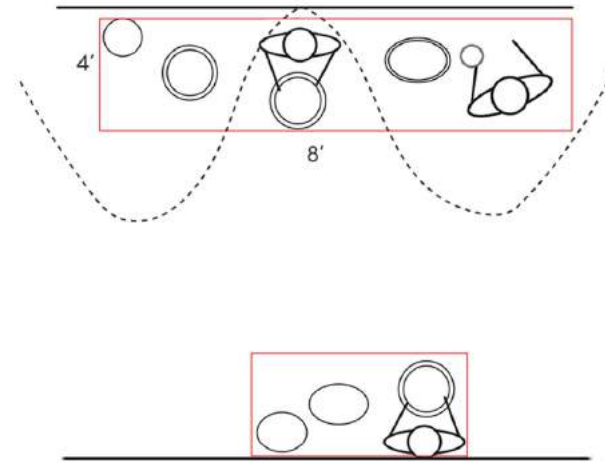
MANIPULATION I Parametric Stacking with the Plastic Bottle



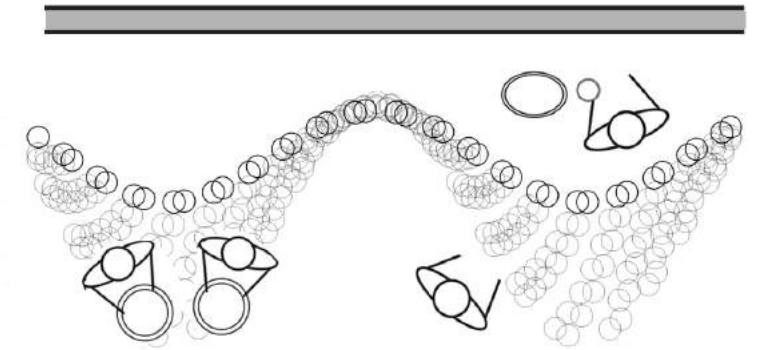
Introducing digital technologies with the plastic bottles creates greater **variation** and **modulation** through **patterning** and **tessellation**. This exploration incorporates both women embodiment and the plastic bottles to generate inhabital surfaces.



Plastic Bottle Module




Form derives from Women's Existing Activities



Not to Scale*


Plan View



Elevation

Scale 1"=1'-0"


Programs Vary throughout the Day:
Wall Adapts to the temporal environment of the



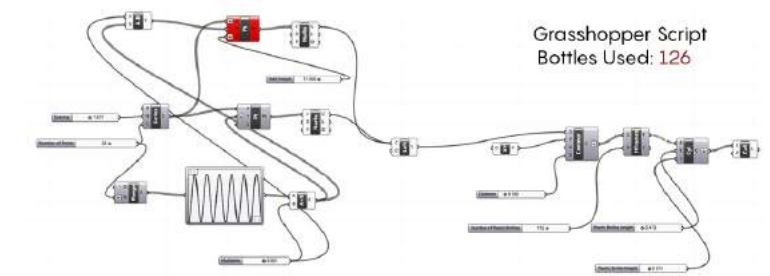
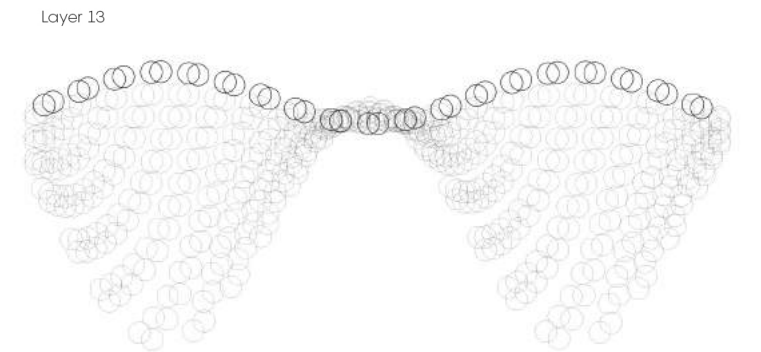

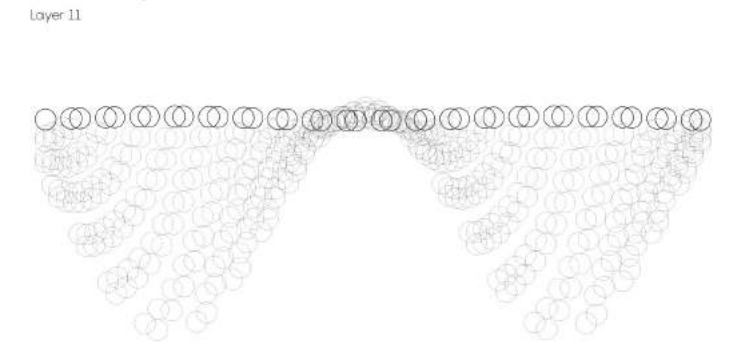
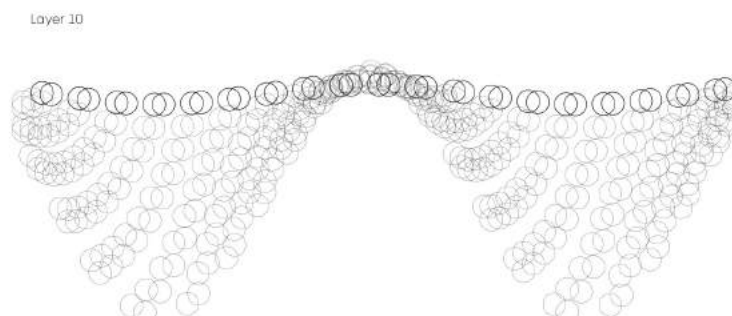
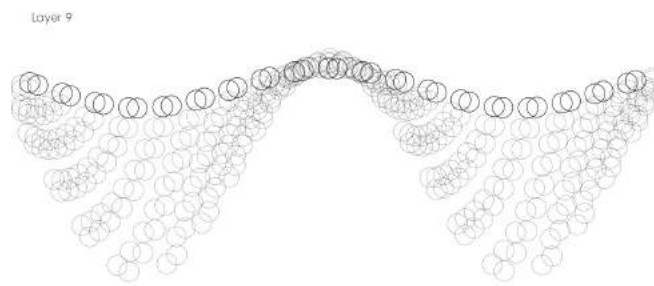

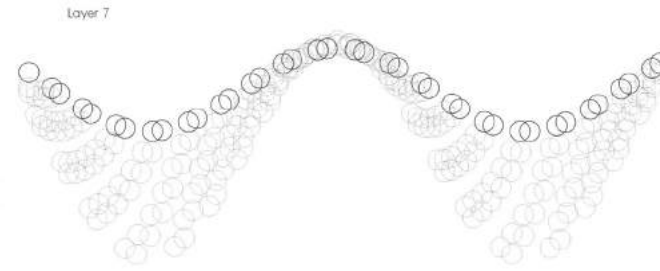
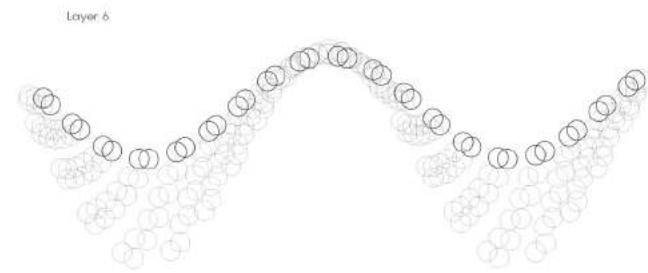
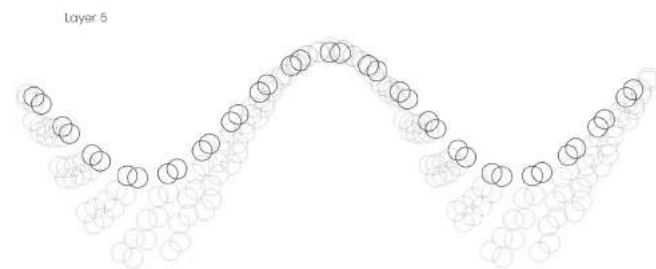
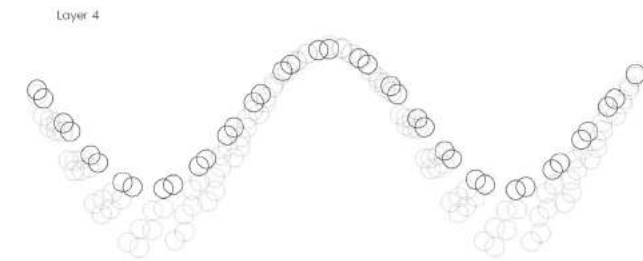
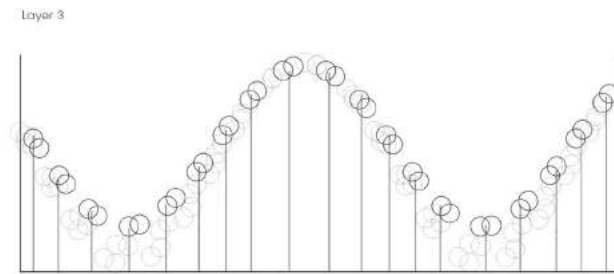
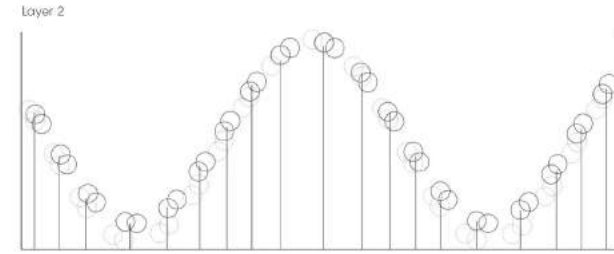
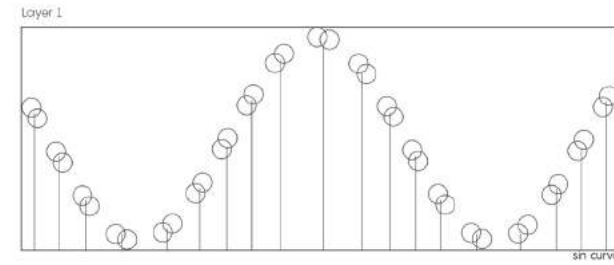
Morning Scenario:
-Bathing
-Folding Clothes



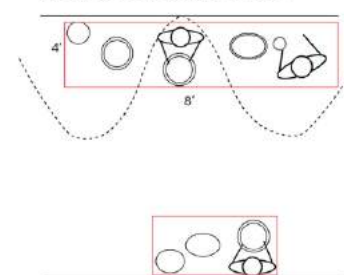
Mid-day Scenario
-Domestic Activities
-Rest



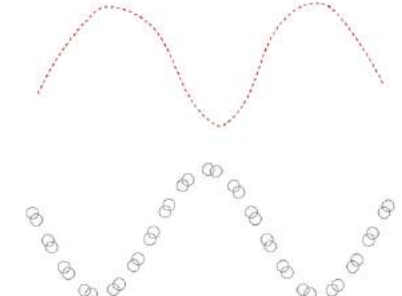
Night Scenario
-Leisure
-Laying & Reading
-Playing




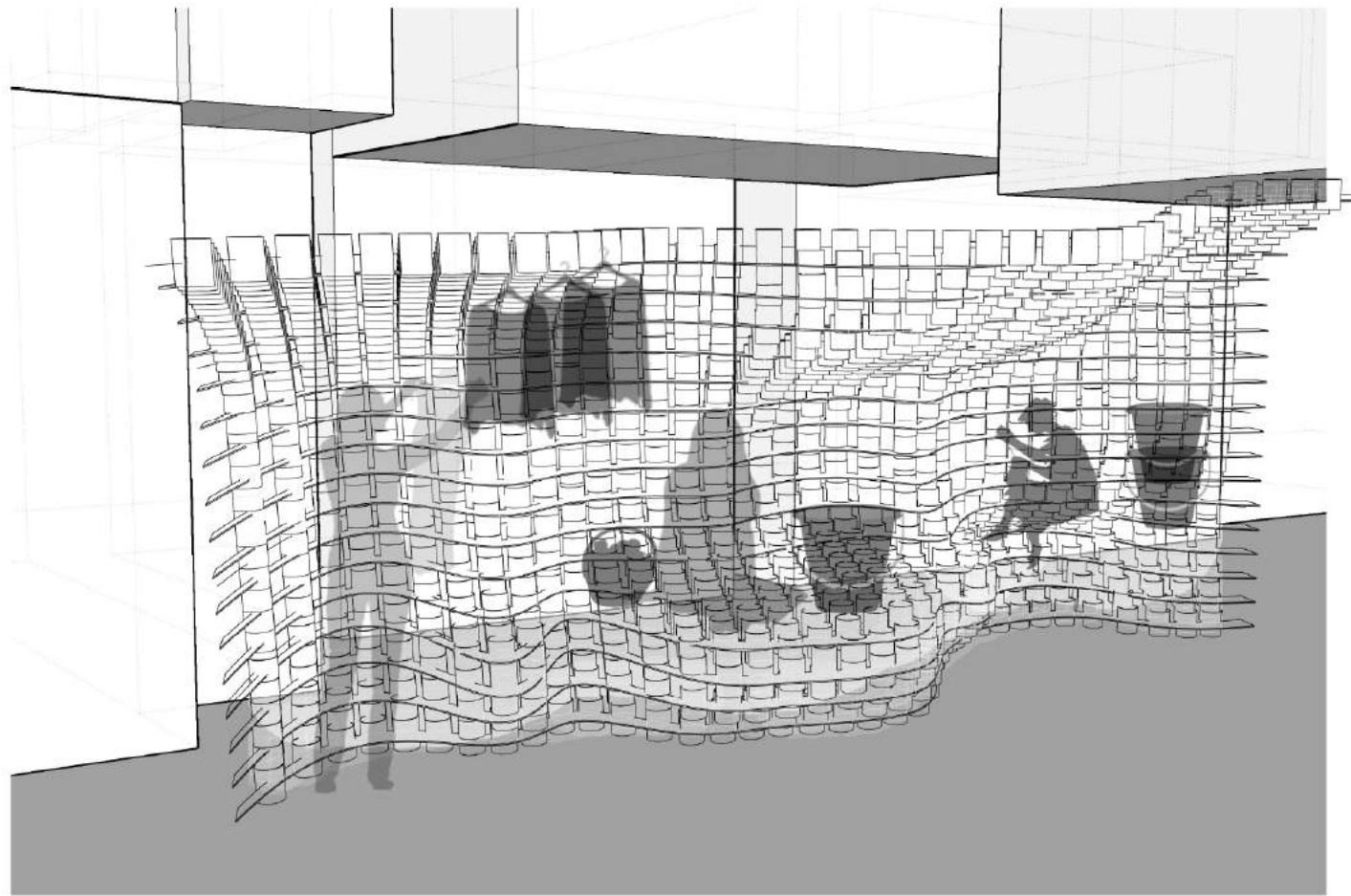
Form derives from Women's Existing Activities



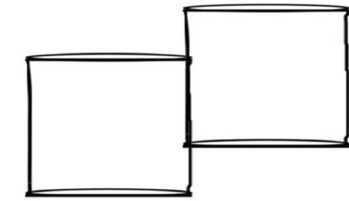
Combining Women's Activities with Plastic Bottle Manipulation



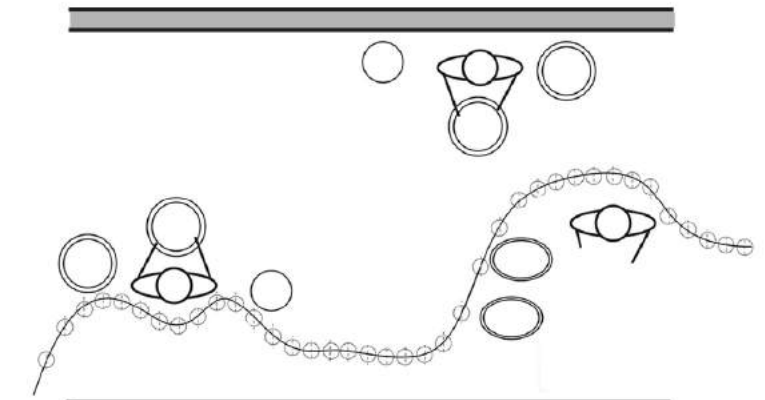
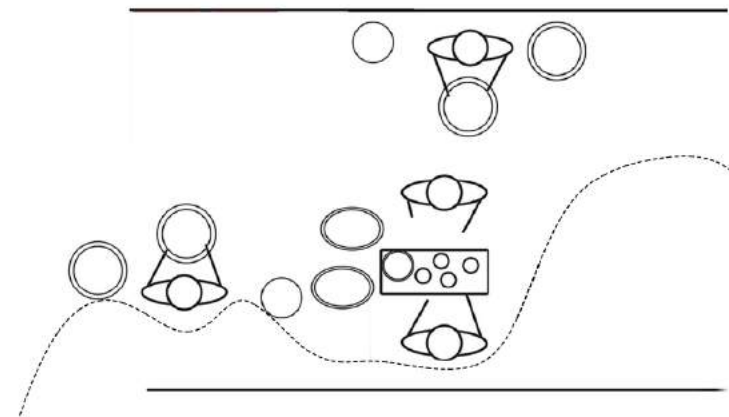
MANIPULATION 2_Body Movement Informing Wall Parametrics



Form derives from Women's Body Gestures & Movement

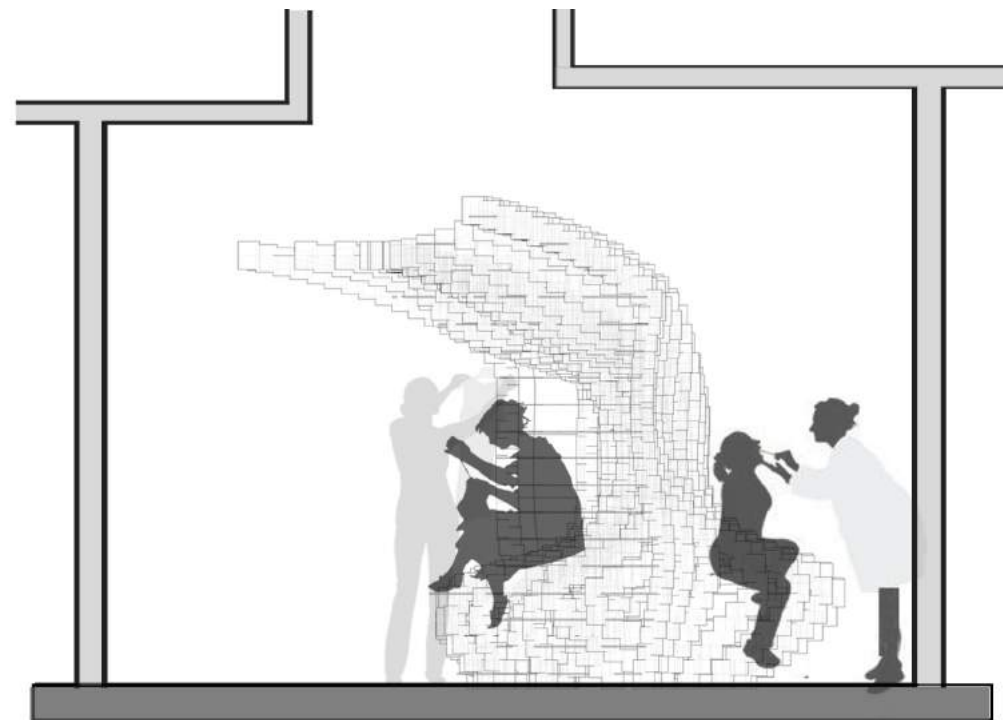


Plastic Bottle Module



Not to Scale*

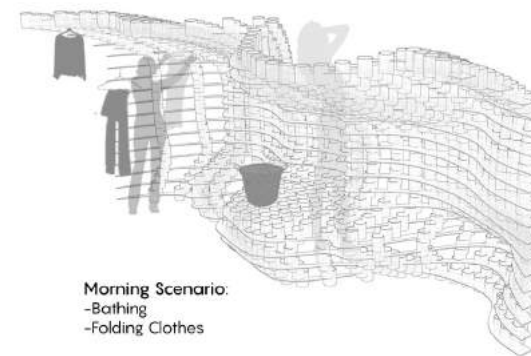
Plan View



Elevation

Scale 1"=1'-0

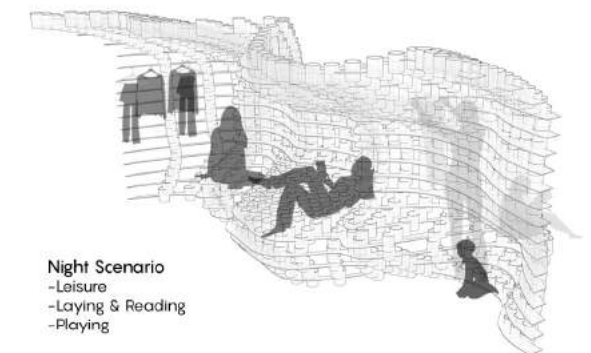
Programs Vary throughout the Day:
Wall Adapts to the temporal environment of the slums



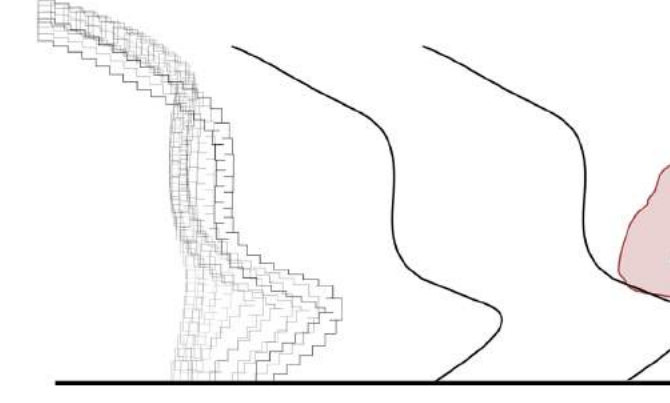
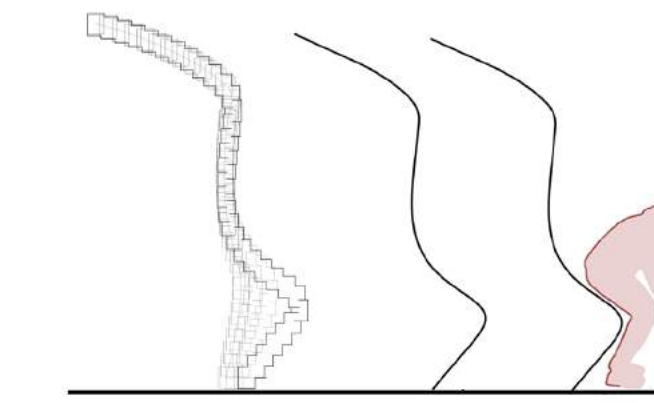
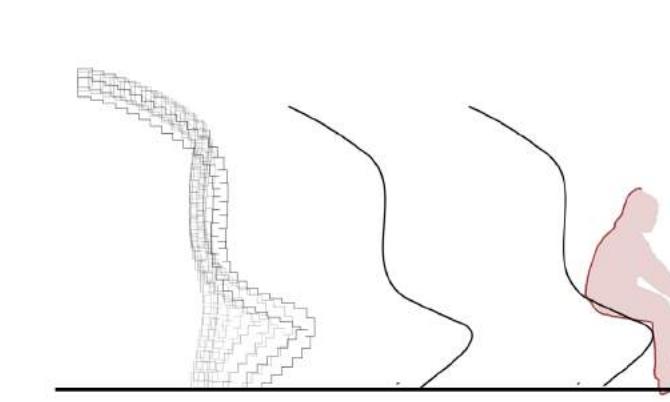
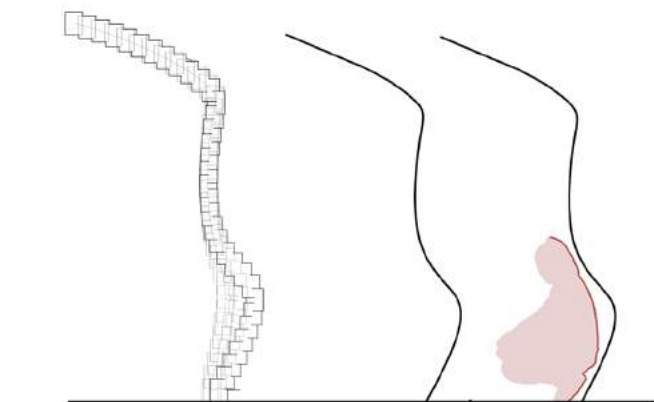
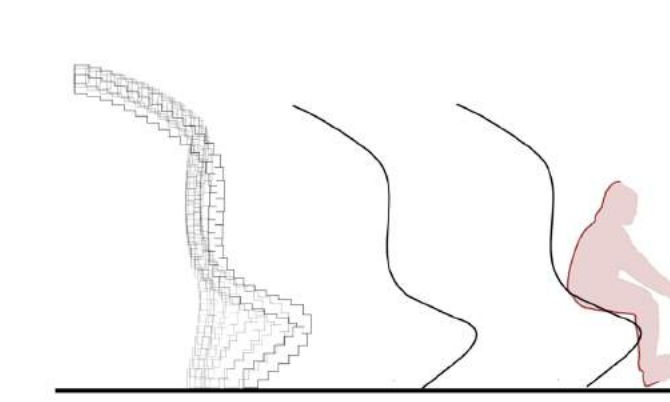
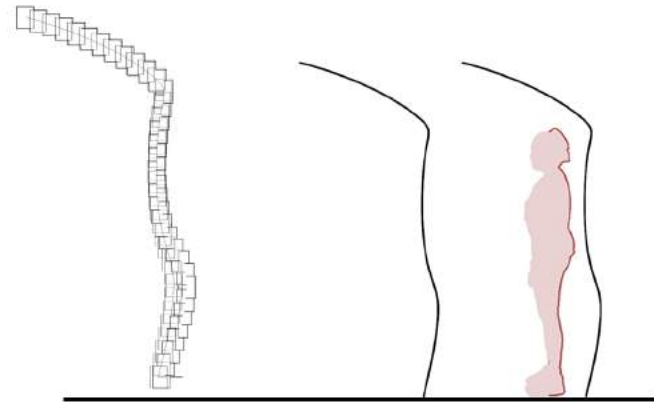
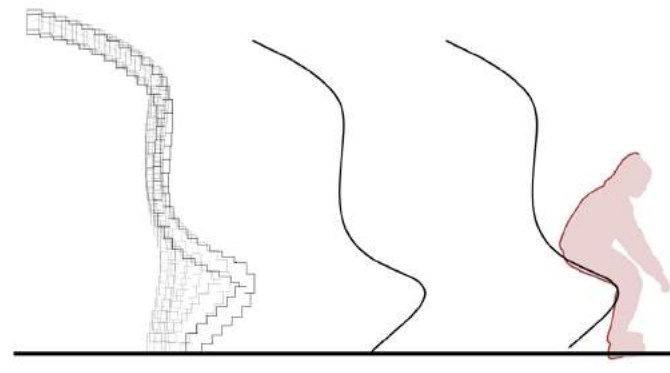
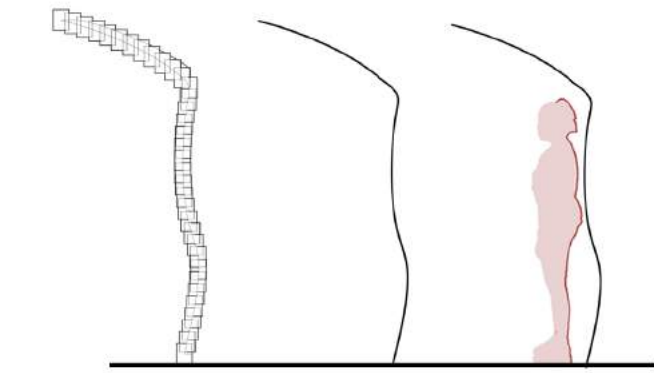
Morning Scenario:
-Bathing
-Folding Clothes



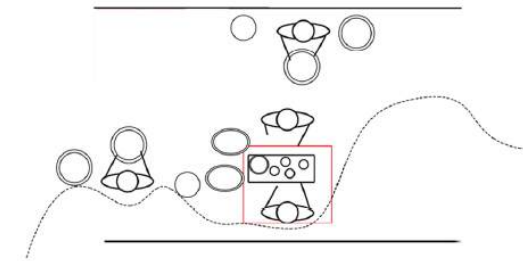
Mid-day Scenario
-Economic Activities
-Selling



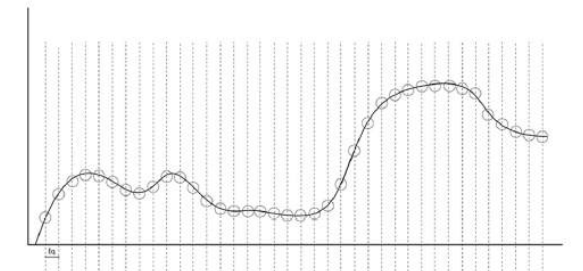
Night Scenario
-Leisure
-Laying & Reading
-Playing



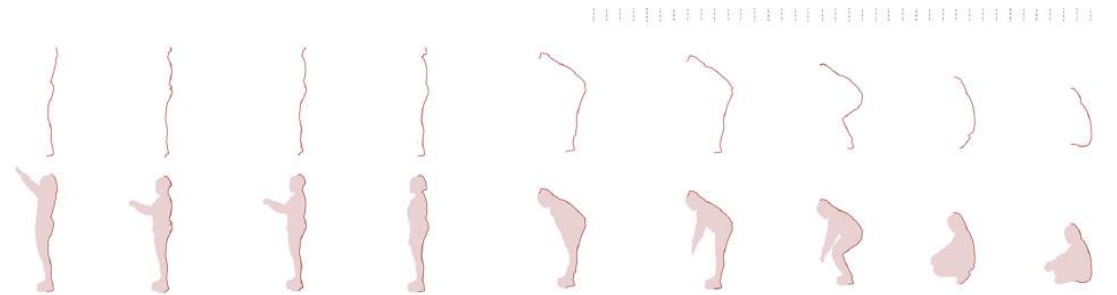
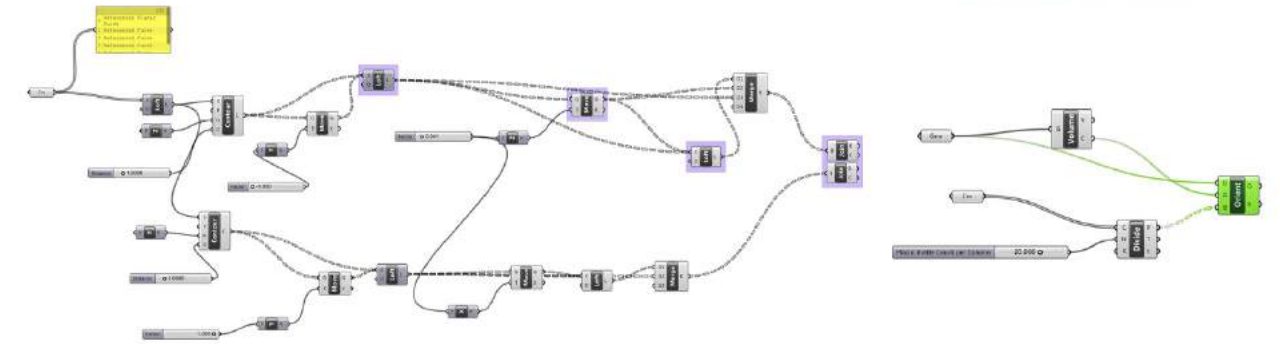
Form derives from Women's Existing Activities



Combining Women's Activities with Plastic Bottle Manipulation



Grasshopper Script
Bottles Used: 26 Bottles per Column



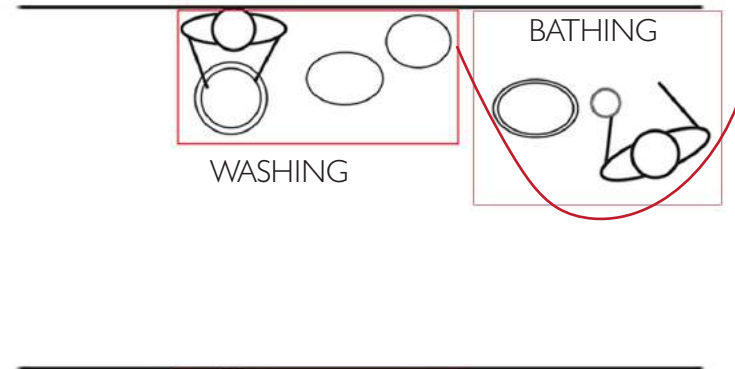
Form derives from Women's Body Gestures & Movement

MANIPULATION 3_Surface Paneling

Existing Condition: Little Girl Bathing in the Alleyway



Morning Condition with Surface

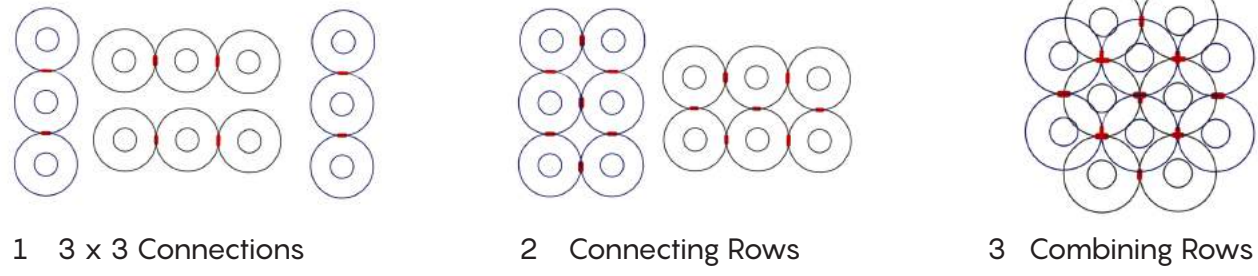
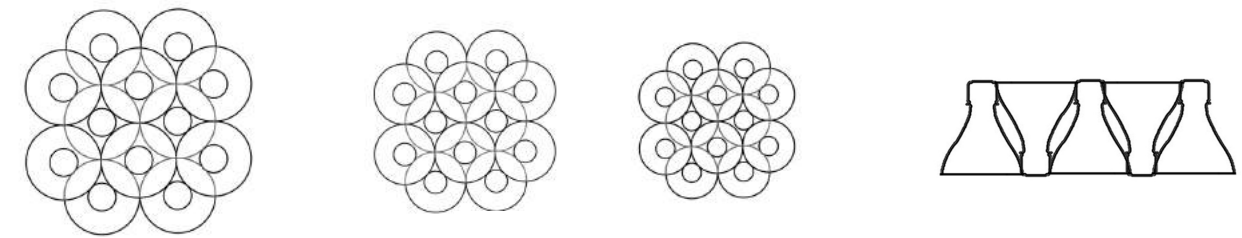


Block Panel



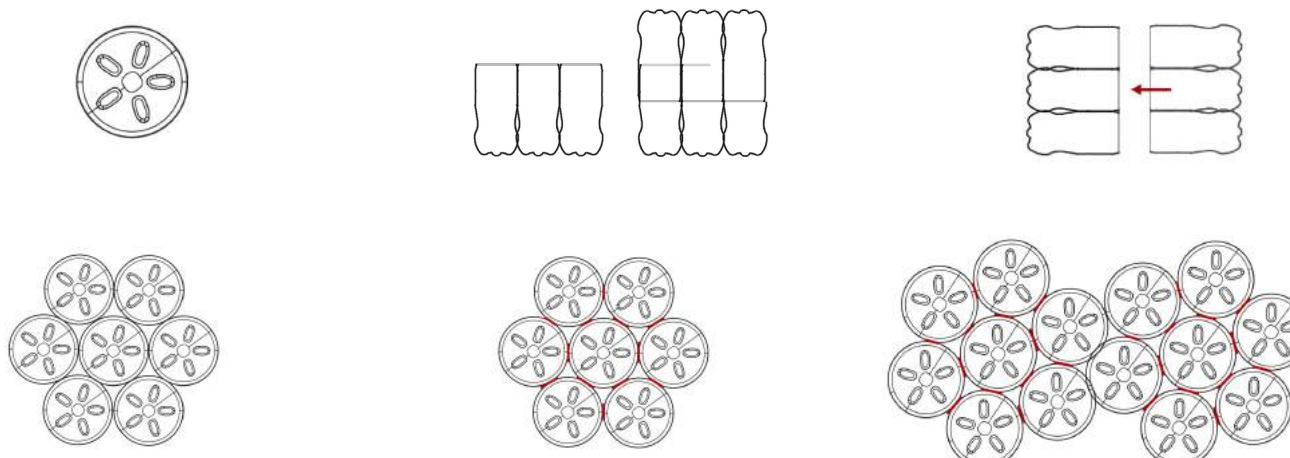
Surface Panel

Surface Panel

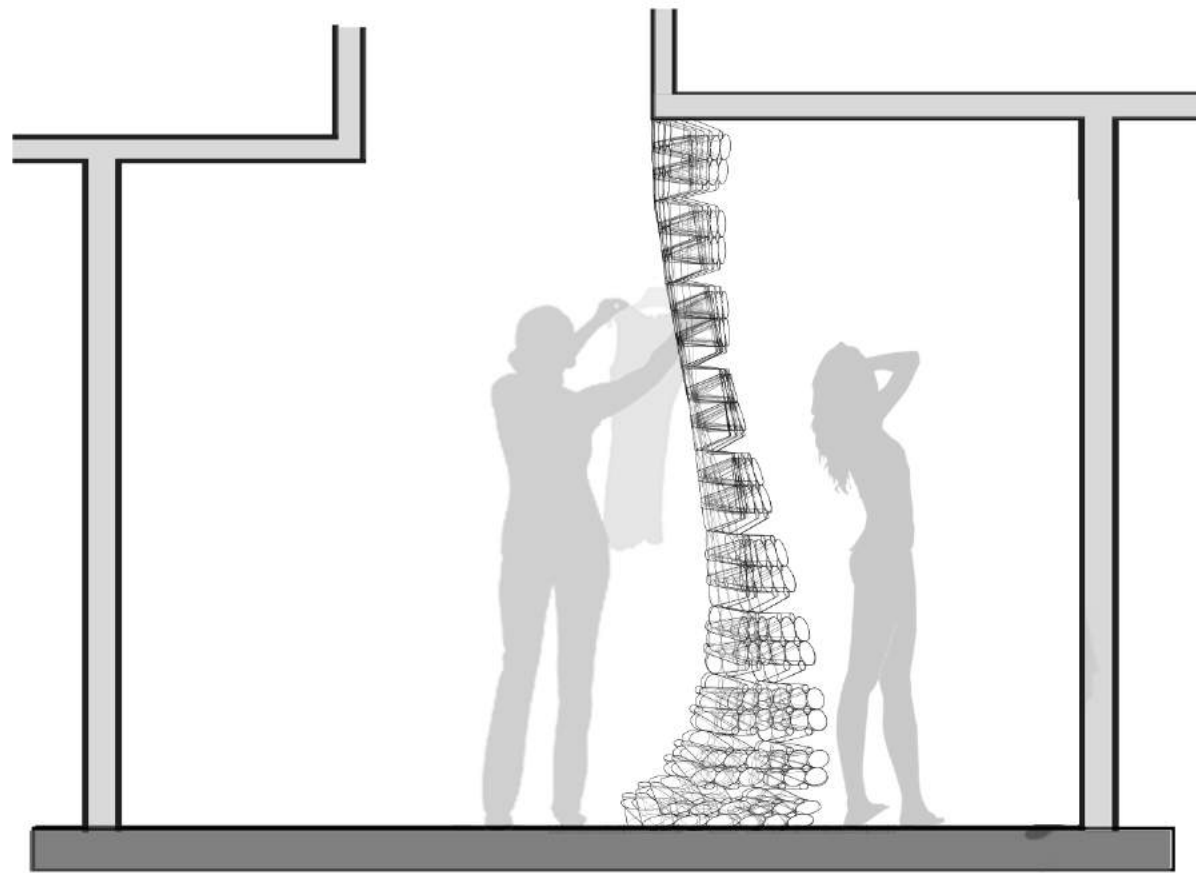


1 3 x 3 Connections 2 Connecting Rows 3 Combining Rows

Block Panel

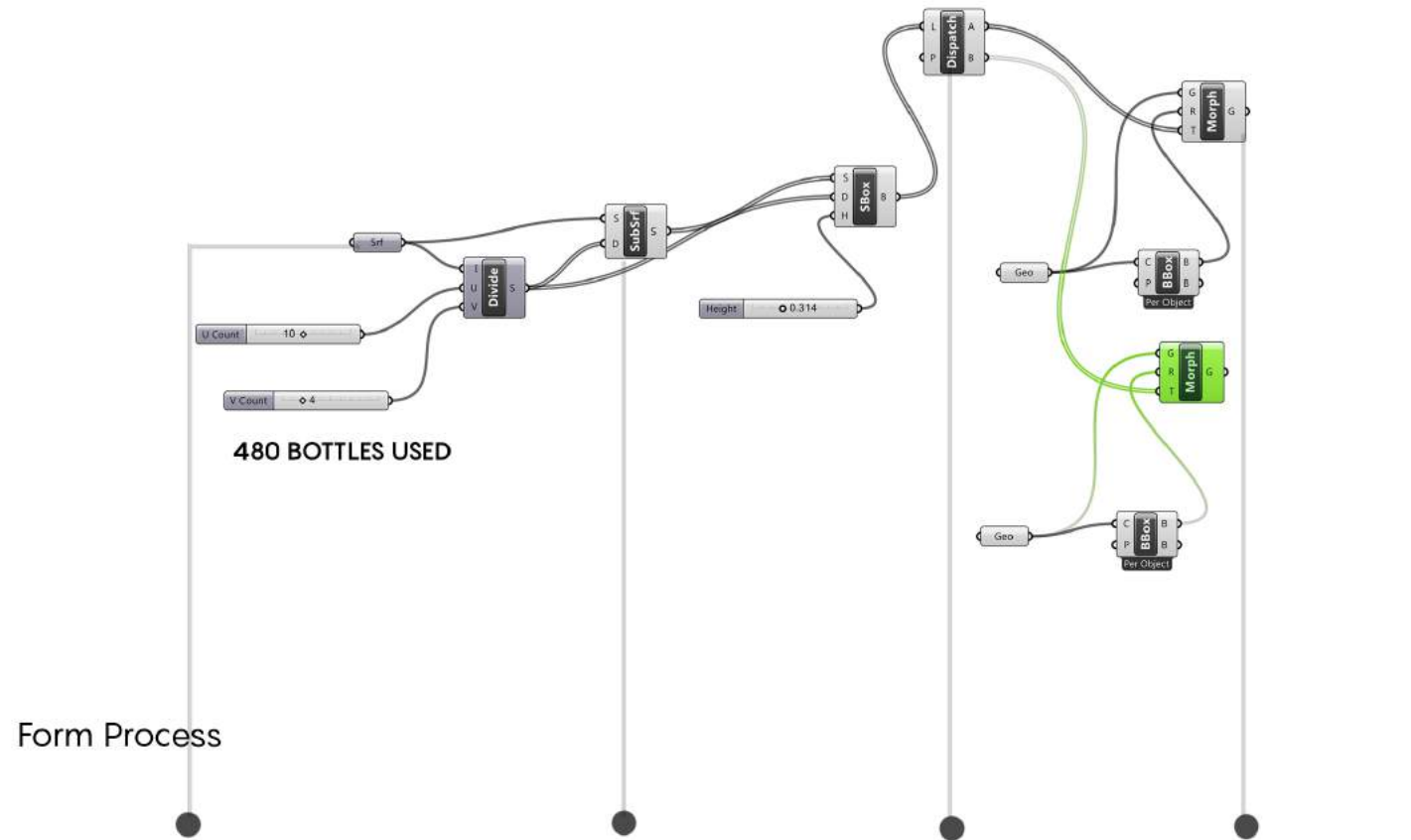


1 3 x 2 Connections 2 Connecting 3 Combining Panels

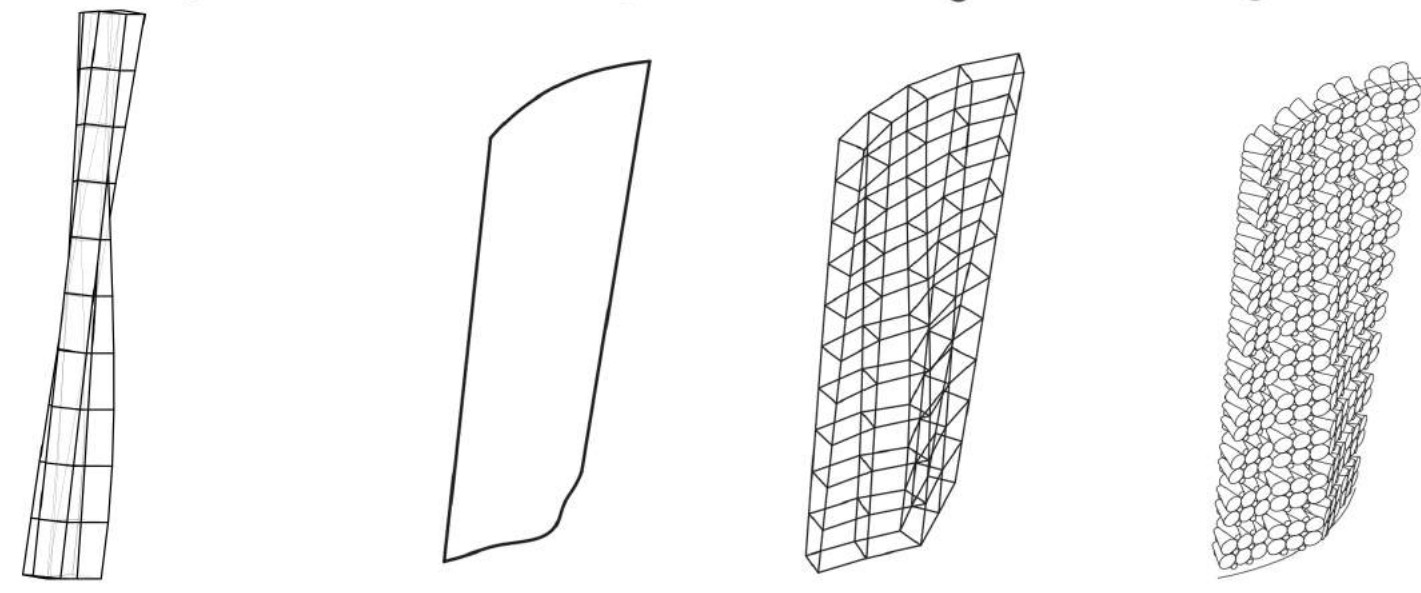


Elevation

Scale 1"=1'-0



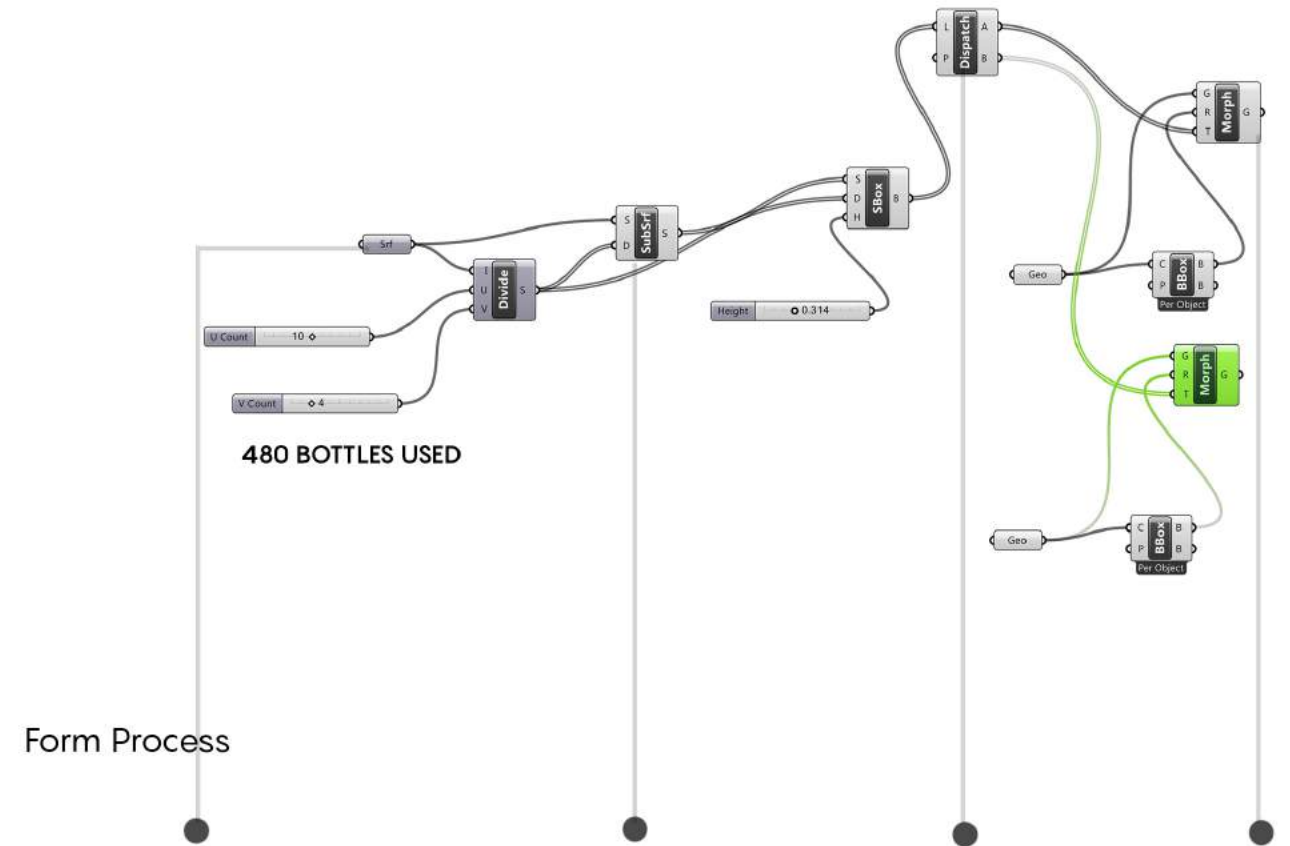
Form Process



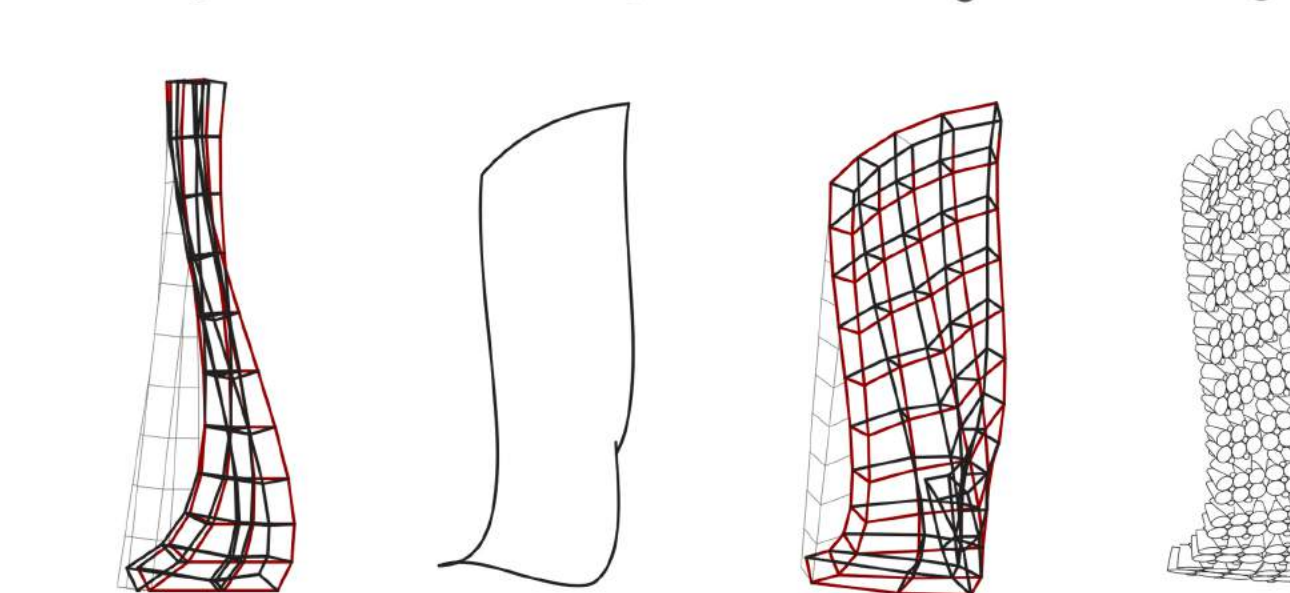
Surface Curve derived from Women in slums

Paneling throughout Curve

Paneling throughout Curve: bottles panels applied



Form Process

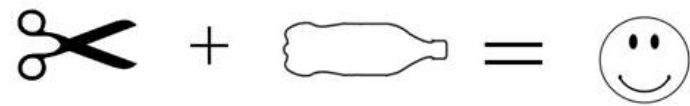


Surface Curve derived from Women in slums

Paneling throughout Curve

Paneling throughout Curve: bottles panels applied

3.0 DESIGN INTERVENTION_ Plastic Bottle Kit of Parts



Plastic Bottle: Kit of Parts: Catalog

Tools Provided Within Kit:



Stapler



Scissors

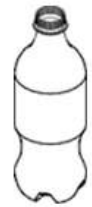


Zip Ties



Instructions

You find:



Plastic bottles

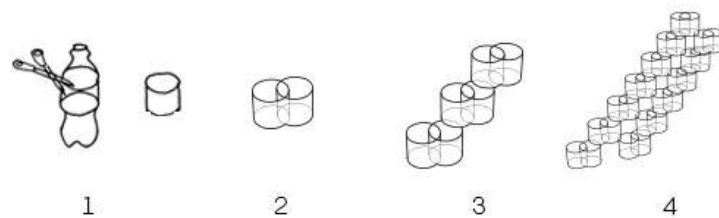
Tools Used:



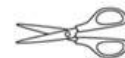
YOU FIND:



STACKING



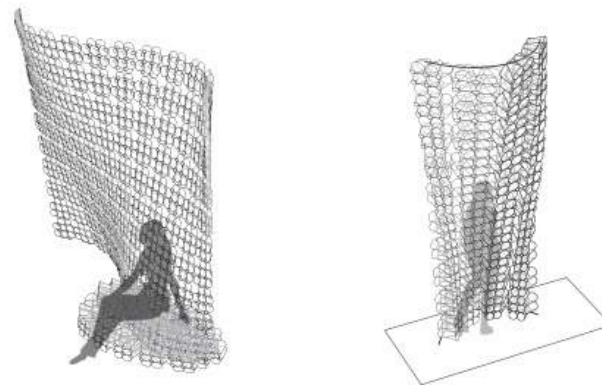
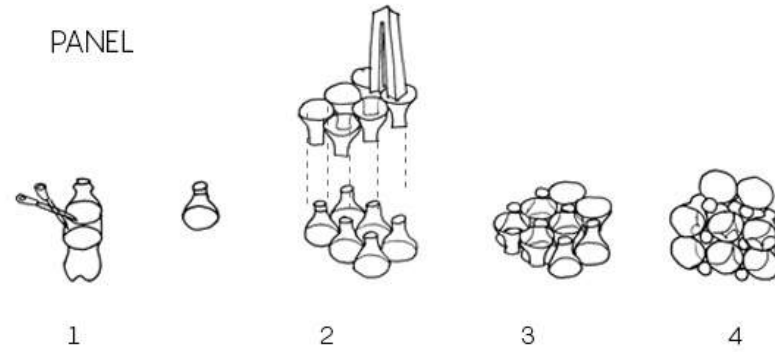
Tools Used:



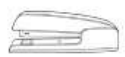
YOU FIND:



PANEL



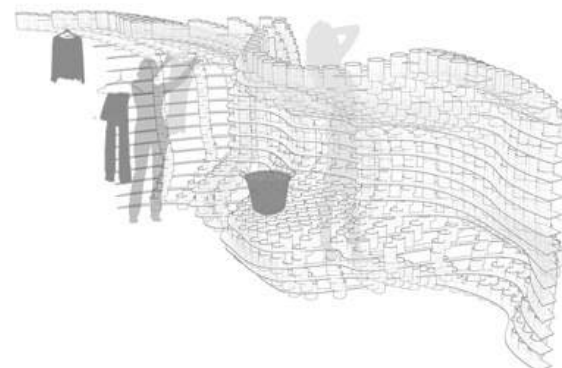
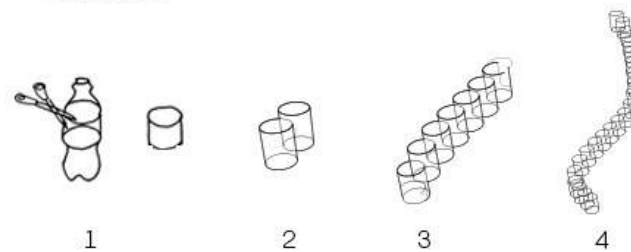
Tools Used:



YOU FIND:



Columns



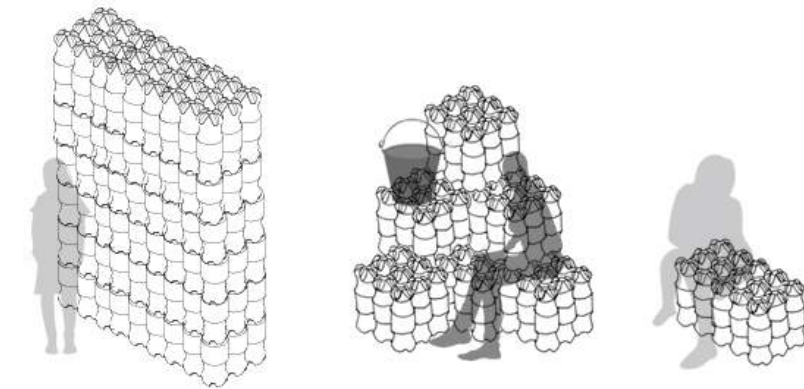
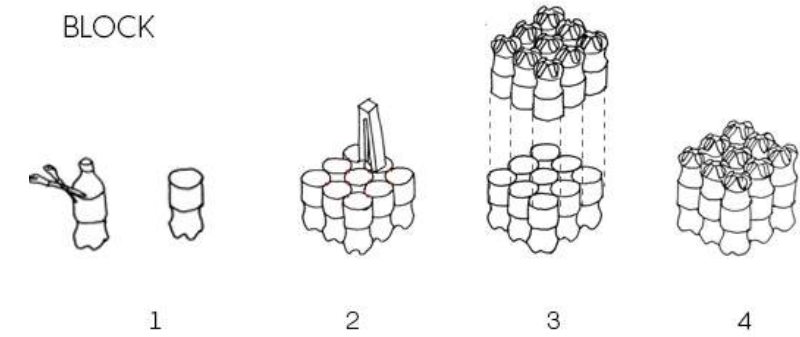
Tools Used:



YOU FIND:



BLOCK



Tools Used:

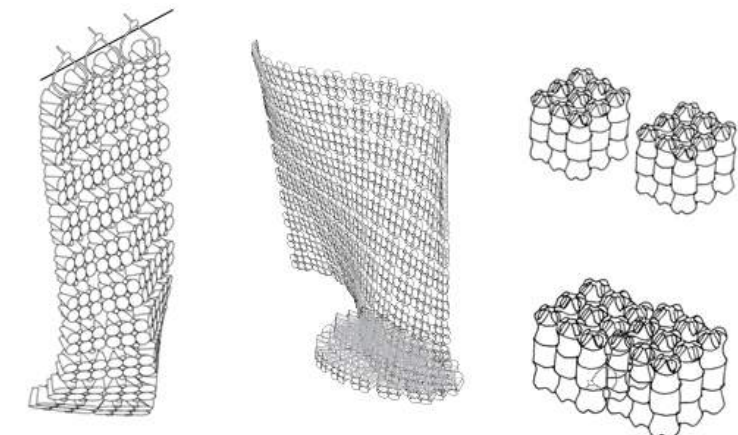


Structure Tips:

1 Zip Ties to hang surface

2 Hybrid of Surface + Block

3 Zip Tie Connection


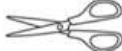




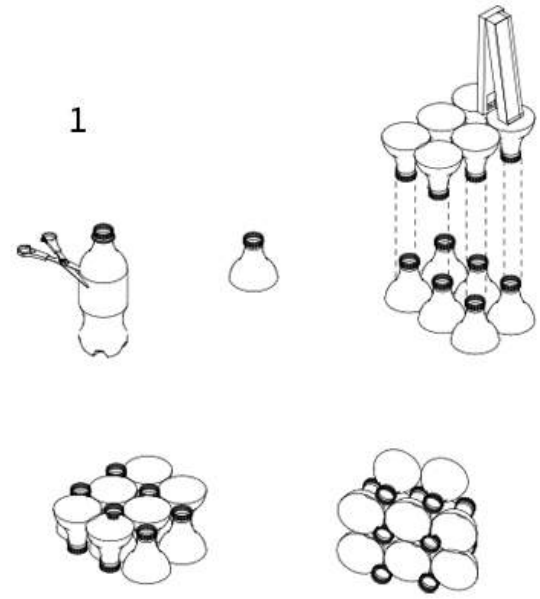


EMPOWERMENT THROUGH EDUCATION

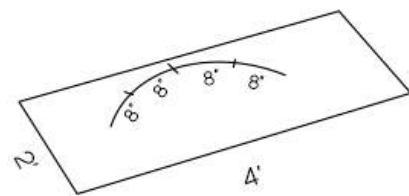

Women coming together collectively to claim their Right to the City and change their space. By using the kit of parts, Women will utilize an abundantly found, discarded material of the plastic bottle, and use it as a building material to change their space based off of their needs.

Full Scale Surface: Instructions

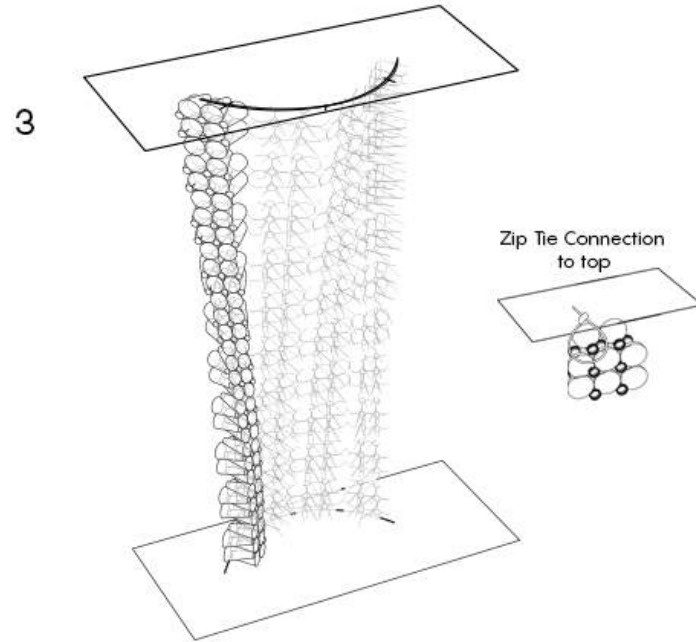
Tools Used:    



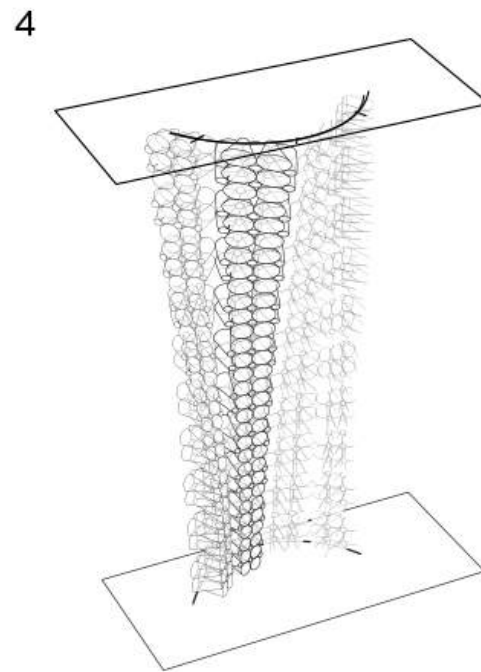
Creation of Panel



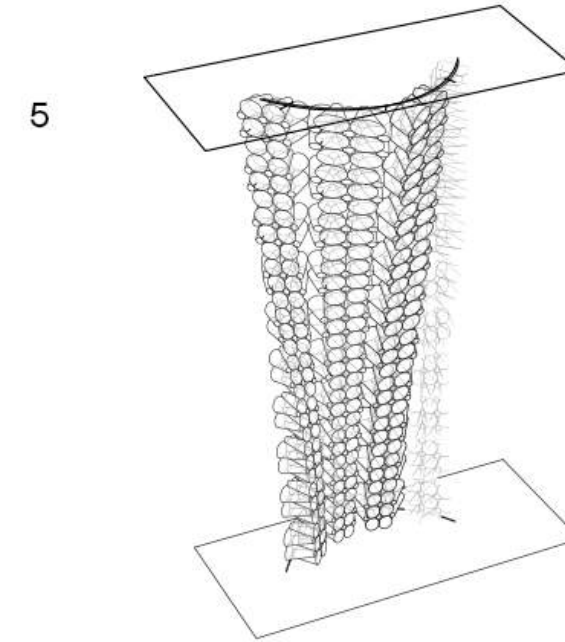
Setting Guidelines



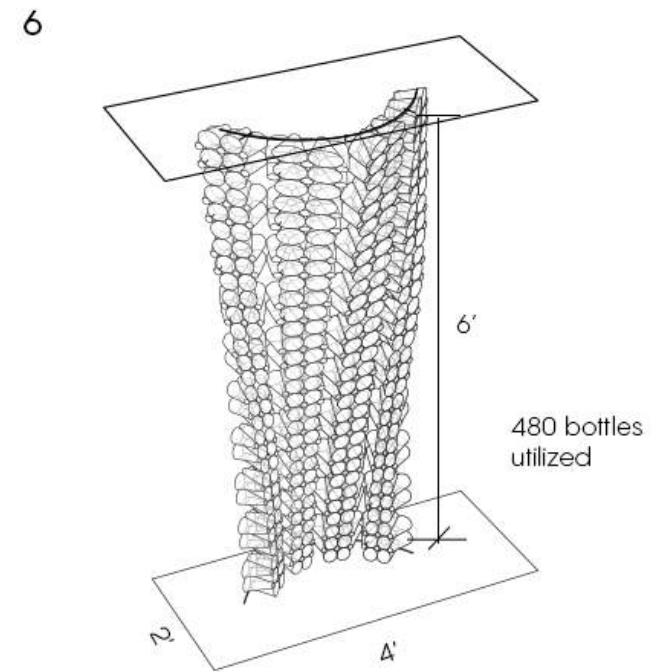
Assembling by column



Panel to Panel Connection via Stapling



Assembling by column cont.



Surface Created

DESIGN INTERVENTION _ PLASTIC BOTTLE KIT OF PARTS _ Full Scale: Design Build: From Digital to Built



Seating/ Table/ Shelf Infrastructure within Wall Surface



Atmospheric Qualities: Controlling Visibility | Creating Privacy



Atmospheric Qualities: Light Phenomenon |

1 person
72 hours Construction Time
528 bottles utilized



4.0 WORKS CITED

BIBLIOGRAPHY

- 1 Davis, Mike. *Planet of Slums*. London: Verso, 2007, 2
- 2 Ibid., 40
- 3 Ibid., 2
- 4 "The Slum within the Global Countryside." Leading Light Communist Organization. 2016. Accessed December 07, 2016. <http://llco.org/the-slum-within-the-global-countryside/>.
- 5 Davis, Mike. *Planet of Slums*. London: Verso, 2007, 175
- 6 "The Slum within the Global Countryside." Leading Light Communist Organization. 2016. Accessed December 07, 2016. <http://llco.org/the-slum-within-the-global-countryside/>.
- 7 Davis, Mike. *Planet of Slums*. London: Verso, 2007, 23
- 8 Ibid., 23
- 9 Ibid., 25
- 10 Ibid., 98
- 11 Ibid., 17
- 12 Ibid., 121
- 13 Ibid., 71
- 14 "The Right to the City: Reflections on Theory and Practice." Polis. Accessed December 07, 2016. <http://www.thepolisblog.org/2009/11/right-to-city-reflections-on-theory-and.html>.
- 15 Lefebvre, Henri, Eleonore Kofman, and Elizabeth Lebas. *Writings on Cities*. Cambridge, Mass, USA: Blackwell Publishers, 1996, 174
- 16 Ibid., 158
- 17 Ibid., 174
- 18 David Harvey. *The Right to the City* (London: Verso, 2012), 1.
- 19 Ibid., 1
- 20 Ibid., 1
- 21 Davis, Mike. *Planet of Slums*. London: Verso, 2007, 158-159
- 22 Ibid., 140
- 23 Farshid Moussavi: *The Function of Form*. Barcelon: Actar, 2009, 19
- 24 Ibid., 34

25 Hirschman, Sarah M. *Testing to Failure: Design and Research in MIT's Department of Architecture*. Cambridge, MA: SA P Press, 2011, 386

26 *Ibid.*, 389

27 *Ibid.*, 389

28 Davis, Mike. *Planet of Slums*. London: Verso, 2007, 98

29 *Ibid.*, 25

30 Leader, Jessica. "Recyclable Materials: How Many Times You Can Reuse Aluminum, Paper, Glass And More." *The Huffington Post*. November 24, 2012. Accessed May 03, 2017. http://www.huffingtonpost.com/2012/11/24/recyclable-materials-paper-plastic-glass-aluminum_n_2166330.html.

31 *Ibid.*

32 *Ibid.*

33 *Ibid.*

34 *Ibid.*

35 *Ibid.*

36 *Ibid.*

37 *Ibid.*

38 *Ibid.*

39 *Ibid.*

40 *Ibid.*

LIST OF EXTERNAL FIGURES

Figure 1: <https://www.africanexponent.com/profile/editor>

Figure 2: <https://istihbaratalani.wordpress.com/2013/03/31/mumbai-contrasts-3/>

Figure 3: Manila Women in Slums -<http://www.alamy.com/stock-photo-manila-women-cut-the-remains-of-the-loops-of-rubber-slippers-in-homework-17072698.html>

Figure 4: Manila women in slum- <http://blogs.ft.com/photo-diary/tag/squatter/>

Figure 5: Mumbai, India slums- <http://jorgeoetteldai2013.blogspot.com/>

Figure 6: Manila, Philippines slums- <https://xiaochua.net/2013/06/22/>

Figure 7: Mumbai slum- <http://www.karmaindia.com/experiences/slum-walk-out-of-misconceptions.html>

Figure 8: People gathering in slums- <http://gazettereview.com/2016/06/top-10-poorest-countries-world/>

Figure 9: Aerial view of Manila slums- <http://www.philstar.com/modern-living/2014/09/06/1365687/filipino-landscape-aesthetic>

Figure 10: Aerial view of slums- <http://doubtfulnews.com/2013/10/the-slums-of-scientific-peer-review/>

Figure 11: Slum in Jakarta- <https://nacoesunidas.org/atual-modelo-de-urbanizacao-e-insustentavel-onu-habitat-relatorio/>

Figure 12: People in the alleyway- <http://eatingasia.typepad.com/eatingasia/street-food/>

Figure 13: People coming together- <https://prathamfoundation.quora.com/>

Figure 14: Women gathering together- <http://warrenfyfenews.org/the-sanitary-pad-revolutionary/>

Figure 15: Hundreds March through together to show support- <http://theirworld.org/news/kenya-rises-upforschool-as-hundreds-march-through-kibera>

Figure 16: Slum Community Gathering Together- <http://newmansownfoundation.org/stories/kennedy-odede/>

Figure 17: Urban poor reclaiming public space- http://www.huffingtonpost.com/josephine-dallant/how-the-urban-poor-are-re_b_4086362.html

Figure 18: Women are heroes- <http://www.patternpulp.com/book-reviews/book-review-women-are-heroes/>

Figure 19: Manila women doing laundry- <http://www.alamy.com/stock-photo/blumentritt.html>

Figure 19: Manila women doing laundry- <http://www.alamy.com/stock-photo/blumentritt.html>

Figure 20: Manila woman taking care of child- <http://www.ipsnews.net/2015/05/urban-slums-a-death-trap-for-poor-children/>

Figure 21: Sindu, age 9, cooking a meal for her family- <https://johnschupbach.wordpress.com/2013/03/>

Figure 22: Mother bath her child in public- <http://www.alamy.com/stock-photo-a-young-women-with-her-children-washing-in-a-small-river-in-the-amazon-1692773.html>

Figure 23: Women cooking within community- <http://www.nytimes.com/2012/05/21/arts/21iht-design21.html>

Figure 24: Women collect water- <http://www.theasian.asia/archives/72806>

Figure 25- Manila woman doing laundry in alleyway- <http://aniablazejewski.photoshelter.com/gallery-image/Manila-Tondo/G0000VM5RdffuzsM/I0000nTQnMHS5LTA/C0000K.zL2NE8Mxl>

Figure 26: Manila women peeling garlic- <https://glam4good.com/they-call-this-happy-land-a-heartbreaking-view-from-inside-manila-slums-on-thanksgiving-day/>

Figure 27: Woman in Alleyway- <http://www.citylab.com/housing/2014/11/the-woman-who-brought-water-then-jobs-to-a-manila-slum/382153/>

Figure 28: Slum girls doing laundry- <http://www.bworldonline.com/content.php?section=World&title=refugee-kids-find-advocate-in-aziza-afghan-teen-born-in-temporary-camp&id=117571>

Figure 29: Manila slum woman taking care of child- <http://suzannelee.photoshelter.com/gallery/Myleene-Klass-on-breastfeeding-in-The-Philippines/G0000Wn0D-kuz9yys/>

Figure 30: Dominus Winery- http://arquitecturaespectacular.blogspot.com/2011_06_01_archive.html

Figure 31: Interior: Dominus Winery- <http://ro-w.tumblr.com/post/26554599982/on-something-herzog-de-meuron-dominus-winery>

Figure 32: Interior: Dominus Winery- <http://www.dominusestate.com/the-estate/architecture/winery-features/>

Figure 33: Dominus Winery- http://gemmarkitekta.blogspot.com/2012_01_01_archive.html

Figure 34: Exterior View: Laban Centre in London- <http://inspiration.detail.de/labancentre-in-london-103729.html?lang=en>

Figure 35: Exterior View: Laban Centre in London- <http://unit1labandancecentre.blogspot.com/>

Figure 36: Laban Centre- <http://archleague.org/2014/12/in-conversation-far-shid-moussavi-and-elizabeth-odonnell-2/>

Figure 37: Swiss Pavilion- <http://www.subtilitas.site/post/87647332604/peter-zumthor-swiss-sound-box-a-pavilion-for>

Figure 38: Exterior Bruder Klaus Field Chapel- <https://architizer.com/projects/bruder-klaus-field-chapel/>

Figure 39: Interior View- <https://en.wikiarquitectura.com/building/bruder-klaus-field-chapel/>

Figure 40: Interior View 2- <https://en.wikiarquitectura.com/building/bruder-klaus-field-chapel/>

Figure 41: Interior View 3-<https://en.wikiarquitectura.com/building/bruder-klaus-field-chapel/>

Figure 42: Interior View- <http://www.suggest-keywords.com/YWIhIHNIYXR0bGU/>

Figure 43: Interior View 2- <https://www.pinterest.se/kearns0602/spiritual-spaces/>

Figure 44: Interior View 3- <http://dazzlingplaces.com/Seattle/SeattleAttractionsArchitectureMasterFolder/SeattleAttractionsArchitectureChapelofStIgnatius.html>

Figure 45 - Interior view 4 - <https://www.pinterest.com/andrewdad/steven-holl/>

Figure 46- Interior view 5 - <http://zenzoa.com/urban-wonder/>

Figure 47- Interior view 6 - <https://www.pinterest.com/pin/88242473921167042/>

Figure 48 - Interior View 1- <https://divisare.com/projects/320757-marina-tabassum-rajesh-vora-sandro-di-carlo-darsa-hasan-saifuddin-chandan-bait-ur-roouf-mosque>

Figure 49 - Interior View 2 - <https://divisare.com/publications/brick-interiors?page=2>

Figure 50 - Interior View 3 - <https://architexturez.net/doc/az-cf-181288>

Figure 51- Interior View 4 - https://ismailmail.wordpress.com/2016/09/27/aga-khan-award-for-architecture-2014-2016-cycle-shortlisted-project-17-bait-ur-roouf-mosque-dhaka-bangladesh/bait-ur-roouf-mosque_03/

Figure 52 - Interior View 5 - <https://www.pinterest.com/pin/404549979010969706/>

Figure 53 - Interior View 6 - <https://divisare.com/publications/bricks?page=2>

Figure 54 - Interior View 7 - <https://www.pinterest.com/pin/404549979010969706/>

Figure 55 - Rural Studio's Lions Park - <https://gr.pinterest.com/pin/518336238339024397/>

Figure 56 - Lion's Park Playscape - <https://gr.pinterest.com/pin/518336238339024397/>

Figure 57- Blur Building - <http://theredlist.com/wiki-2-19-879-606-228825-view-diller-scofidio-renfro-profile-diller-scofidio-renfro-blur-building.html>

Figure 58 - Blur Building - <https://www.pinterest.com/pin/375980268869943635/>

Figure 59 - Soft Rockers - <https://www.arquitecturayempresa.es/noticia/soft-rockers-recarga-tu-bateria-en-este-balancin-solar>

Figure 60 - SOFT Rockers - arts.mit.edu/events/soft-rockers/

Figure 61 - Soft Rockers - arts.mit.edu/events/soft-rockers/

Figure 62 - Soft Rockers - <https://www.arquitecturayempresa.es/noticia/soft-rockers-recarga-tu-bateria-en-este-balancin-solar>

Figure 63 - Joséphine Baker House <https://www.pinterest.com/pin/557390891361939401/>

Figure 64 - Eileen Gray et Le Corbusier - <http://www.20minutes.fr/nice/1620475-20150602-alpes-maritimes-eileen-gray-corbusier-devoilent-cap-moderne>

Figure 65 - Eileen Gray House - <http://arch100-e1027.blogspot.com/2012/12/constructing-from-inside-out.html>

Figure 66 - Le Corbusier, Villa Savoye - <http://albertis-window.blogspot.com/2010/12/modern-gingerbread-house.html>

Figure 67 - villa savoye - <https://www.pinterest.com/pin/402790760401437972/>

Figure 68 - Taman Bima Microlibrary's facade - <http://inhabitat.com/microlibrary-built-with-2000-recycled-ice-cream-buckets-tackles-illiteracy-in-indonesia/>

Figure 69 - Library in Indonesia - <https://znosemwprojekcie.wordpress.com/tag/biblioteka/>

Figure 70 - Recycled Materials for Indonesian Library - <https://www.architetturaecosostenibile.it/architettura/progetti/nel-mondo/indonesia-scatole-gelato-biblioteca-758/>

Figure 71 - Recycled Materials for Indonesian Library- <https://www.treehugger.com/green-architecture/2000-recycled-ice-cream-containers-microlibrary-facade-shau.html>

Figure 72 - Recycled Materials for Indonesian Library - <http://inhabitat.com/micro-library-built-with-2000-recycled-ice-cream-buckets-tackles-illiteracy-in-indonesia/>

Figure 73 - Reconstructing the Banal - <http://cooper.edu/architecture/selected-undergraduate-design-studio-projects-thesis-2012-13>

Figure 79 - Reconstructing the Banal - <http://cooper.edu/architecture/selected-undergraduate-design-studio-projects-thesis-2012-13>

Figure 80 - Reconstructing the Banal Sections - <http://cooper.edu/architecture/selected-undergraduate-design-studio-projects-thesis-2012-13>

Figure 81 - Kampung Kali - <http://www.akdn.org/architecture/project/kampung-kali-cho-de>

Figure 82 - Kampung Kali Community <https://participationdictionary.wordpress.com/2014/04/25/v-for-voluntary-community/>

Figure 83 - Kampung Kali Community <https://participationdictionary.wordpress.com/2014/04/25/v-for-voluntary-community/>

Figure 84 - Rio Flavelas - <http://www.peace-culture.org/events/highlights-in-different-cities/in-rio-de-janeiro>

Figure 85 - Amazing Street Art from Brasil - <https://www.pinterest.com/pin/351632683390102386/>

Figure 86 - Women are Heros - <https://www.pinterest.com/jazzlem/jr-photographer/>

Figure 87 - Community Cooker - <http://www.shareable.net/blog/ten-examples-of-architecture-as-a-collective-action>

Figure 88 - Community Cooker - <http://www.designother90.org/solution/community-cooker-jiko-ya-jamii/>

Figure 89 - Community Cooker - <http://www.alamy.com/stock-photo/dont-waste-water.html>

Figure 90 - Community Cooker - <http://www.designother90.org/solution/community-cooker-jiko-ya-jamii/>

Figure 91 -Community Latrine <https://www.amazon.com/Design-Other-90-Cynthia-Smith/dp/0910503834>

Figure 92 - Community Latrine - <http://www.designother90.org/solution/biocentre/>

Figure 93 - Community Latrine Section - <http://www.designother90.org/solution/biocentre/>

Figure 94 - Aerial view of Philippines - https://aroundguides.com/Metro_Manila

Figure 96- Manila Powerlines- <https://cpr.unu.edu/urban-fragility-the-big-picture.html>

Figure 97 - Internet Cafe - http://carolinanaturally.blogspot.com/2015_11_27_archive.html

Figure 98 - Little Slum Boy at Internet Cafe - <http://girlvsglobe.com/eyd2015-likhaan-center-for-women-manila-slums/>

Figure 99- Manila slum woman taking care of child- <http://suzannelee.photoshelter.com/gallery/Myleene-Klass-on-breastfeeding-in-The-Philippines/G0000Wn0Dkuz9yys/>

Figure 100- Manila women peeling garlic- <https://glam4good.com/they-call-this-happy-land-a-heartbreaking-view-from-inside-manila-slums-on-thanksgiving-day/>

Figure 100- Manila women peeling garlic- <https://glam4good.com/they-call-this-happy-land-a-heartbreaking-view-from-inside-manila-slums-on-thanksgiving-day/>

Figure 101 Men scavenge through garbage- <https://www.justonewayticket.com/2014/05/11/smokey-mountain-a-walk-through-the-slums-of-manila-philippines/>

Figure 102 Men playing basketball in slums- <http://www.cam.ac.uk/research/features/living-on-the-edge-succeeding-in-the-slums>

Figure 103 Men hanging outside of the slum- http://www.spraguephoto.com/photo_index_detail.las-so?id=16289&skip=5098&bigskip=50

Figure 104 Manila woman doing laundry in alleyway- <http://aniablazejewska.photoshelter.com/gallery-image/nila-Tondo/G0000VM5RdfuzsM/I0000nTQnMHS5LTA/C0000K.zL2NE8Mxl>

Figure 105 Manila women peeling garlic- <https://glam4good.com/they-call-this-happy-land-a-heartbreaking-view-from-inside-manila-slums-on-thanksgiving-day/>

Figure 106 Woman in Alleyway- <http://www.citylab.com/housing/2014/11/the-woman-who-brought-water-then-jobs-to-a-manila-slum/382153/>

Figure 107 Slum girls doing laundry- <http://www.bworldonline.com/content.php?section=World&title=refugee-kids-find-advocate-in-aziza-afghan-teen-born-in-temporary-camp&id=117571>

Figure 108 -From Digital to Brick - <http://www.archdaily.com/780132/from-digital-to-built-six-experimentations-with-brick/568ae17ae58ece62ae00039d-from-digital-to-built-six-experimentations-with-brick-photo>

Figure 109 - Plastic Bottle Light - ALiterofLight.org

Figure 110 - MIT Pavilion - <http://news.mit.edu/2012/center-for-art-science-technology-cast-established-0412>

Figure 111- MIT Pavilion - <http://news.mit.edu/2012/center-for-art-science-technology-cast-established-0412>

Figure 112 - MIT Pavilion - <http://news.mit.edu/2012/center-for-art-science-technology-cast-established-0412>

Figure 113 - MIT Pavilion Complete Fabrication - https://fabiap.wordpress.com/2-people/craig-boney/ex-03_mit-150-pavilion/

Figure 114 - Unflat Pavilion - <http://paleoarch.com/Projects/Project-2/Project-2.htm>

Figure 115 - Unflat Pavilion - <http://paleoarch.com/Projects/Project-2/Project-2.htm>

Figure 115 - Unflat Pavilion - <http://paleoarch.com/Projects/Project-2/Project-2.htm>

Figure 116 - Plastic Bottle Light - ALiterofLight.org

Figure 117 - Plastic Bottle Light - ALiterofLight.org

Figure 118 - Plastic Bottle Light Instructions - <https://www.pinterest.com/ballard-reno/solar-lighting-projects/>

Figure 119 - Coke Bottles - http://www.daikhlo.com/watch/yt_CbYlFptm7Ak

Figure 120 - From Digital to Brick - <http://www.archdaily.com/780132/from-digital-to-built-six-experimentations-with-brick/568ae17ae58ece-62ae00039d-from-digital-to-built-six-experimentations-with-brick-photo>

Figure 121 - From Digital to Brick - <http://www.archdaily.com/tag/grasshopper>

Figure 122 - From Digital to Brick - <http://www.archdaily.com/780132/from-digital-to-built-six-experimentations-with-brick/568ae17ae58ece-62ae00039d-from-digital-to-built-six-experimentations-with-brick-photo>

Figure 123 - From Digital to Brick - <http://www.archdaily.com/780132/from-digital-to-built-six-experimentations-with-brick/568ae17ae58ece-62ae00039d-from-digital-to-built-six-experimentations-with-brick-photo>

Figure 124 - From Digital to Brick - <http://www.archdaily.com/780132/from-digital-to-built-six-experimentations-with-brick/568ae17ae58ece-62ae00039d-from-digital-to-built-six-experimentations-with-brick-photo>