

Dartmouth College Dartmouth Digital Commons

Open Dartmouth: Faculty Open Access Articles

3-11-1999

The Peculiar Motions of Early-Type Galaxies in Two Distant Regions -- V. The Mg-- Relation, Age and Metallicity

M. Colless

The Australian National University

D. Burstein

Arizona State University

R. L. Davies

Durham University

R. K. McMahan

University of North Carolina

R. P. Saglia

Universitäts-Sternwarte München

See next page for additional authors

Follow this and additional works at: <https://digitalcommons.dartmouth.edu/facoa>

 Part of the [External Galaxies Commons](#)

Recommended Citation

Colless, M.; Burstein, D.; Davies, R. L.; McMahan, R. K.; Saglia, R. P.; and Wegner, G., "The Peculiar Motions of Early-Type Galaxies in Two Distant Regions -- V. The Mg-- Relation, Age and Metallicity" (1999). *Open Dartmouth: Faculty Open Access Articles*. 1875. <https://digitalcommons.dartmouth.edu/facoa/1875>

This Article is brought to you for free and open access by Dartmouth Digital Commons. It has been accepted for inclusion in Open Dartmouth: Faculty Open Access Articles by an authorized administrator of Dartmouth Digital Commons. For more information, please contact dartmouthdigitalcommons@groups.dartmouth.edu.

Authors

M. Colless, D. Burstein, R. L. Davies, R. K. McMahan, R. P. Saglia, and G. Wegner

The peculiar motions of early-type galaxies in two distant regions – V. The Mg– σ relation, age and metallicity

Matthew Colless,^{1*} David Burstein,² Roger L. Davies,³ Robert K. McMahan, Jr,^{4,5}
R. P. Saglia⁶ and Gary Wegner⁷

¹*Mount Stromlo and Siding Spring Observatories, The Australian National University, Weston Creek, ACT 2611, Australia*

²*Department of Physics and Astronomy, Box 871054, Arizona State University, Tempe, AZ 85287-1504, USA*

³*Department of Physics, South Road, Durham DH1 3LE*

⁴*Department of Physics and Astronomy, University of North Carolina, CB 3255 Phillips Hall, Chapel Hill, NC 27599-3255, USA*

⁵*PO Box 14026, McMahan Research Laboratories, 79 Alexander Drive, Research Triangle, NC 27709, USA*

⁶*Universitäts-Sternwarte München, Scheinerstraße 1, D-81679 München, Germany*

⁷*Department of Physics and Astronomy, 6127 Wilder Laboratory, Dartmouth College, Hanover, NH 03755-3528, USA*

Accepted 1998 November 5. Received 1998 October 13; in original form 1998 April 9

ABSTRACT

We have examined the Mg– σ relation for early-type galaxies in the EFAR sample and its dependence on cluster properties. A comprehensive maximum likelihood treatment of the sample selection and measurement errors gives fits to the global Mg– σ relation of $Mgb' = 0.131 \log \sigma - 0.131$ and $Mg_2 = 0.257 \log \sigma - 0.305$. The slope of these relations is 25 per cent steeper than that obtained by most other authors owing to the reduced bias of our fitting method. The intrinsic scatter in the global Mg– σ relation is estimated to be 0.016 mag in Mgb' and 0.023 mag in Mg_2 . The Mg– σ relation for cD galaxies has a higher zero-point than for E and S0 galaxies, implying that cDs are older and/or more metal-rich than other early-type galaxies with the same velocity dispersion.

We investigate the variation in the zero-point of the Mg– σ relation between clusters. We find that it is consistent with the number of galaxies observed per cluster and the intrinsic scatter between galaxies in the global Mg– σ relation. We find no significant correlation between the Mg– σ zero-point and the cluster velocity dispersion, X-ray luminosity or X-ray temperature over a wide range in cluster mass. These results provide constraints for models of the formation of elliptical galaxies. However, the Mg– σ relation on its own does not place strong limits on systematic errors in Fundamental Plane (FP) distance estimates resulting from stellar population differences between clusters.

We compare the intrinsic scatter in the Mg– σ and Fundamental Plane relations with stellar population models in order to constrain the dispersion in ages, metallicities and M/L ratios for early-type galaxies at fixed velocity dispersion. We find that variations in age or metallicity alone cannot explain the measured intrinsic scatter in both Mg– σ and the FP. We derive the joint constraints on the dispersion in age and metallicity implied by the scatter in the Mg– σ and FP relations for a simple Gaussian model. We find upper limits on the dispersions in age and metallicity at fixed velocity dispersion of 32 per cent in $\delta t/t$ and 38 per cent in $\delta Z/Z$ if the variations in age and metallicity are uncorrelated; only strongly anticorrelated variations lead to significantly higher upper limits. The joint distribution of residuals from the Mg– σ and FP relations is only marginally consistent with a model having no correlation between age and metallicity, and is better matched by a model in which age and metallicity variations are moderately anticorrelated ($\delta t/t \approx 40$ per cent, $\delta Z/Z \approx 50$ per cent and $\rho \approx -0.5$), with younger galaxies being more metal-rich.

Key words: galaxies: clusters: general – galaxies: distances and redshifts – galaxies: elliptical and lenticular, cD – galaxies: evolution – galaxies: formation – galaxies: stellar content.

*E-mail: colless@mso.anu.edu.au

1 INTRODUCTION

The primary aim of the EFAR project (Wegner et al. 1996, hereafter Paper I) is to use the tight correlations between the global properties of early-type galaxies embodied in the Fundamental Plane [FP] (Djorgovski & Davis 1987; Dressler et al. 1987) to measure relative distances to clusters of galaxies in order to investigate peculiar motions and the mass distribution on large scales. However, these global relations also constrain the dynamical properties and evolutionary histories of early-type galaxies. For example, Renzini & Ciotti (1993) show that the tilt of the FP implies a range in mass-to-light ratio M/L among ellipticals of less than a factor of 3, while the low scatter about the FP implies a scatter in M/L at any location in the plane of less than 12 per cent. Similar reasoning has been used to constrain the star formation history of cluster ellipticals using the colour–magnitude relation (Bower, Lucey & Ellis 1992; Kodama & Arimoto 1997). Recently the FP, $Mg-\sigma$ and colour–magnitude relations have been followed out to higher redshifts and used to show that the early-type galaxies seen at $z\sim 1$ differ from present-day early-type galaxies in a manner consistent with passive evolutionary effects (van Dokkum & Franx 1996; Ellis et al. 1997; Kelson et al. 1997; Kodama & Arimoto 1997; Ziegler & Bender 1997; Bender et al. 1998; Kodama et al. 1998; Stanford, Eisenhardt & Dickinson 1998; van Dokkum et al. 1998).

In this paper we consider the relation between the central velocity dispersion σ and the strength of the magnesium lines at a rest wavelength of 5174 Å for the early-type galaxies in the EFAR sample. This $Mg-\sigma$ relation connects the dynamical properties of galaxy cores with their stellar populations. The remarkably small scatter about this relation (Burstein et al. 1988; Guzmán et al. 1992; Bender et al. 1993; Jørgensen, Franx & Kjærgaard 1996; Bender et al. 1998) and its distance-independent nature make it a potentially useful constraint on models of the star formation history of early-type galaxies and a test for environmental variations in the FP (Burstein et al. 1988; Bender, Ziegler & Bruzual 1996).

There are, however, some problems with using the $Mg-\sigma$ relation for probing galaxy formation. Two of these problems are apparent from the stellar population models (e.g. Worthey 1994; Vazdekis et al. 1996): (i) both age and metallicity contribute to the Mg linestrengths to a comparable degree, so that a spread in linestrengths could be a result of either a range of ages or a range of metallicities, or some combination; (ii) the Mg linestrengths are not particularly sensitive indicators – at fixed metallicity a difference in age of a factor of 10 only results in a change of 0.05–0.1 mag, while at fixed age a difference of 1 dex in metallicity gives a change of 0.1–0.2 mag. Thus Mg linestrength measurements must be accurate in order to yield useful constraints on the ages and metallicities of stellar populations, and the $Mg-\sigma$ relation on its own can only supply constraints on combinations of age and metallicity, and not one or the other separately.

Recently, Trager (1997) suggested that the tightness of the $Mg-\sigma$ relation may be the result of a ‘conspiracy’, in that there appears to be an anticorrelation between the ages and metallicities of the stellar populations in early-type galaxies at fixed mass which acts to reduce the scatter in the Mg linestrengths. Trager takes the accurate $H\beta$, Mg and Fe linestrengths from González (1993) and applies the stellar population models of Worthey (1994) to derive ages and abundances from line indices with different dependences on age and metallicity. He finds that at fixed velocity dispersion the ages and abundances lie in a plane of almost constant Mg linestrength, leading him to predict little scatter in the $Mg-\sigma$ relation even for large differences in age or metallicity – a factor of 10 in age (from

1.5 to 15 Gyr) gives a spread in Mg_2 of only 0.01–0.02 mag. This conclusion depends on the appropriateness of the single stellar population models and requires confirmation from further high-precision linestrength measurements. It can also be tested using the high-redshift samples now becoming available.

In a similar vein, a number of authors (Bower, Kodama & Terlevich 1998; Ferreras, Charlot & Silk 1998; Shioya & Bekki 1998) have recently re-examined whether the apparent passive evolution of the colour–magnitude relation out to $z\sim 1$ really implies a high redshift for the bulk of the star formation in elliptical galaxies. They conclude that, in fact, such evolution can be consistent with a rather broad range of ages and metallicities if the galaxies assembling more recently are on average more metal-rich than older galaxies of similar luminosity.

As well as studies focusing on the evolution of the galaxy population, there have been investigations of possible variations with local environment. Guzmán et al. (1992) have suggested that there are systematic variations in the $Mg-\sigma$ relation which affect estimates of relative distances based on the FP. They report a significant offset in the zero-point of the $Mg-\sigma$ relation between galaxies in the core of the Coma cluster and galaxies in the cluster halo. Jørgensen and coworkers (1996, 1997) examined a sample of 11 clusters and found a weak correlation between Mg linestrength and local density within the cluster which is consistent with this result. Similar offsets are claimed between field and cluster ellipticals by de Carvalho & Djorgovski (1992) and Jørgensen (1997), although Burstein, Faber & Dressler (1990) found no evidence of environmental effects. Such systematic differences could result from different star formation histories in different density environments, producing variations in the mass-to-light ratio of the stellar population. FP distance measurements would then be subject to environment-dependent systematic errors leading to spurious peculiar motions. Where data for field and cluster ellipticals come from different sources, however, the possibility also exists that any zero-point differences are due to uncertainties in the relative calibrations rather than intrinsic environmental differences.

The $Mg-\sigma$ relation has thus become an important diagnostic for determinations of both the star formation history and the peculiar motions of elliptical galaxies. Here we examine the $Mg-\sigma$ relation in the EFAR sample, which includes more than 500 early-type galaxies drawn from 84 clusters spanning a wide range of environments. In Section 2 we summarize the relevant properties of the sample and the techniques used to determine the Mgb and Mg_2 linestrength indices, the central velocity dispersions σ , and the errors in these quantities. We present the $Mg-\sigma$ relation in Section 3 and investigate how it varies from cluster to cluster within our sample, and with cluster velocity dispersion, X-ray luminosity and X-ray temperature. In Section 4 we compare our results with the predictions of stellar population models in order to derive constraints on the ages, metallicities and mass-to-light ratios of early-type galaxies in clusters. In particular, we consider the constraints on the dispersion in the ages and metallicities from the intrinsic scatter in the $Mg-\sigma$ relation on its own, and in combination with the intrinsic scatter in the FP. Our conclusions are given in Section 5.

2 THE DATA

Here we give a short description of our sample and data set, with emphasis on the velocity dispersions and line indices used in this paper. The interested reader can find more detail on the sample selection in Paper I (Wegner et al. 1996); on the measurement, calibration and error estimation procedures for the spectroscopic

parameters in Paper II (Wegner et al. 1999); and on the structural and morphological properties of the galaxies in Paper III (Saglia et al. 1997).

2.1 The sample

The EFAR sample of galaxies comprises 736 mostly early-type galaxies in 84 clusters. These clusters span a range of richnesses and lie in two regions towards Hercules–Corona Borealis and Perseus–Pisces–Cetus at distances of between 6000 and 15 000 km s⁻¹. In addition to this programme sample we have also observed 52 well-known galaxies in Coma, Virgo and the field in order to provide a calibrating link to previous studies.

The EFAR galaxies are listed in table 2 of Paper I, and comprise an approximately diameter-limited sample of galaxies larger than about 20 arcsec with the visual appearance of ellipticals. Photometric imaging (Paper III) shows that 8 per cent are cDs, 12 per cent are pure Es and 49 per cent are bulge-dominated E/S0s; thus 69 per cent of the sample are early-type galaxies, with the remaining 31 per cent being spirals or barred galaxies. We have obtained spectroscopy for 666 programme galaxies, measuring redshifts, velocity dispersions and linestrength indices (Paper II). We have used the redshifts that we obtained together with literature redshifts for other galaxies in the clusters in order to assign programme galaxies to physical clusters. We have used the combined redshift data for these physical clusters to estimate cluster mean redshifts and velocity dispersions. The early-type galaxies in our sample span a wide range in luminosity, size and mass: they have absolute magnitudes from $M_R = -24$ to -18 ($\langle M_R \rangle = -21.6$; $H_0 = 50$ km s⁻¹ Mpc⁻¹), effective radii from 1 to 70 h_{50}^{-1} kpc ($\langle R_e \rangle = 9.1 h_{50}^{-1}$ kpc) and central velocity dispersions from less than 100 to over 400 km s⁻¹ ($\langle \sigma \rangle = 220$ km s⁻¹). The sample is thus dominated by early-type galaxies with luminosities, sizes and masses typical of giant ellipticals.

2.2 The measurements

We summarize here the procedures used in measuring the redshifts, velocity dispersions and Mg linestrengths; full details are given in Paper II.

Redshifts and velocity dispersions were measured from each observed galaxy spectrum using the IRAF task `FXCOR`. Linestrength indices on the Lick system were determined using the prescription given by González (1993). The *Mgb* and *Mg₂* indices were both measured: *Mg₂* because it is the index most commonly measured in previous work, and *Mgb* because it could be measured for more objects (as it requires a narrower spectral range) and is better determined (being less susceptible to variations in the non-linear continuum shape). We find it more convenient to express the ‘atomic’ *Mgb* index in magnitudes like the ‘molecular’ *Mg₂* index rather than as an equivalent width in Å, since this puts these two indices on similar footings. The conversion is

$$Mgb' = -2.5 \log_{10} \left(1 - \frac{Mgb}{\Delta\lambda} \right), \quad (1)$$

where $\Delta\lambda$ is the index bandpass (32.5 Å for *Mgb*).

Error estimates for each quantity were derived from detailed Monte Carlo simulations, calibrated by comparisons of the estimated errors with the results obtained from repeat measurements (over 40 per cent of our sample had at least two spectra taken). Two sorts of corrections were applied to the dispersions and linestrengths: (i) an aperture correction, based on that of Jørgensen, Franx & Kjaergaard (1995), to account for different effective

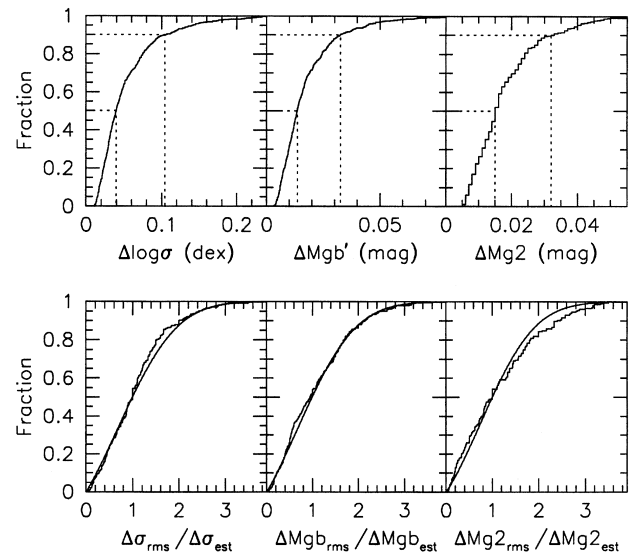


Figure 1. A summary of the errors in $\log \sigma$, Mgb' and Mg_2 . The upper panel shows the cumulative distributions of the estimated errors, with the median and 90th-percentile errors indicated. The lower panel shows the calibration against the repeat observations: the distribution of the ratio of rms error to estimated error for objects with repeat measurements is compared with the predicted distribution assuming that the estimated errors are the true errors.

apertures sampling different parts of the galaxy profile, and (ii) a run correction to remove systematic errors between different observing setups. After applying these corrections, individual measurements for each galaxy were combined using a weighting scheme based on the estimated errors and the overall quality of the spectrum.

The median estimated errors in the final combined values are $\Delta\sigma/\sigma = 9.1$ per cent (i.e. $\Delta \log \sigma = 0.040$ dex), $\Delta Mgb' = 0.013$ mag and $\Delta Mg_2 = 0.015$ mag. The distribution of estimated errors for each quantity is shown in the upper panel of Fig. 1. The lower panel of the figure shows how the error estimates were calibrated against the repeat observations: the distribution of the ratio of rms error to estimated error for objects with repeat measurements is compared with the predicted distribution assuming that the estimated errors are the true errors. The initial error estimates from the simulations have been rescaled to give the best match (under a Kolmogorov–Smirnov test) to the rms errors from the repeat measurements. A rescaling by factors of 0.85 and 1.15, respectively, gives good agreement for the errors in σ and *Mgb*; adding 0.005 mag likewise gives good agreement for the errors in *Mg₂*.

A comparison with the literature (Paper II, fig. 13) shows that our dispersions are consistent with previous measurements by Davies et al. (1987), Guzmán (1993), Jørgensen (1997), Lucey et al. (1997) and Whitmore et al. (1985). For the subset of galaxies in common, we compared our linestrengths with the definitive Lick system measurements of Trager et al. (1998) in order to derive the small zero-point corrections required to calibrate our measurements to the Lick system (Paper II, figs 14 and 15); the overlap of our *Mg₂* measurements with those of Lucey et al. (1997) also shows consistency (fig. 16, Paper II).

3 THE Mg – σ RELATION

3.1 The global relation

In this section we investigate the global Mg – σ relation found

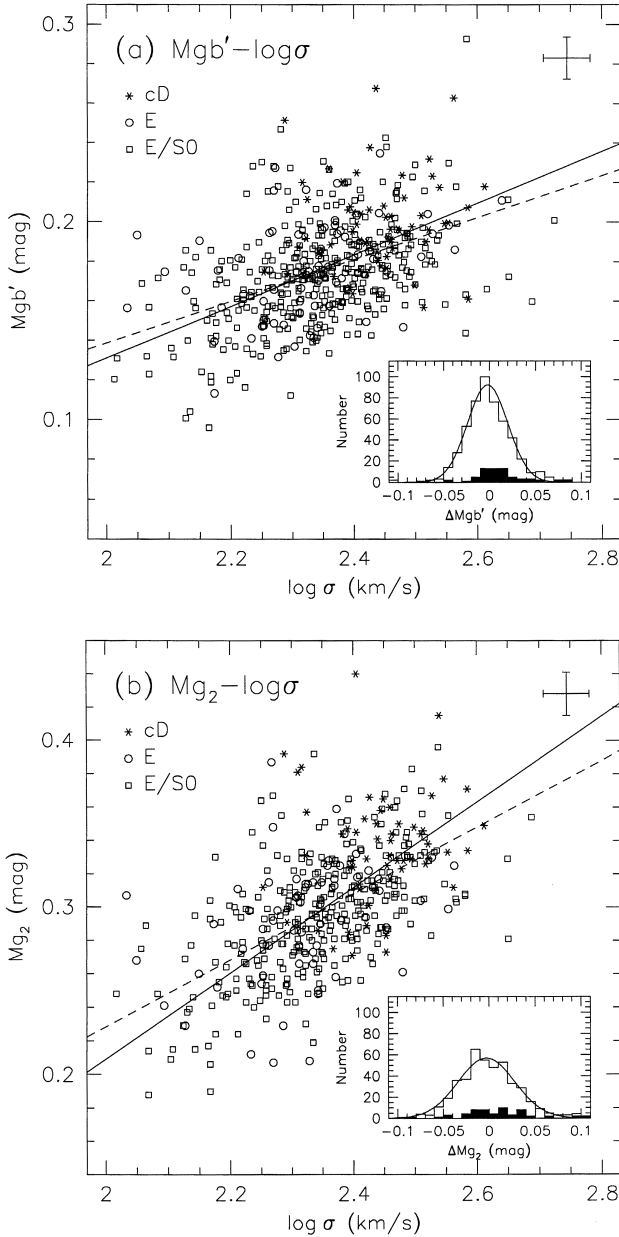


Figure 2. The $Mg-\sigma$ relations for all early-type galaxies with linestrength measurements in the EFAR sample: (a) the $Mg b' - \sigma$ relation; (b) the $Mg_2 - \sigma$ relation. In both panels E galaxies are marked as circles, E/S0 galaxies as squares and cD galaxies as asterisks. Error bars representing the median errors in each quantity are shown in the upper right of each panel. The solid line is the ML fit and the dashed line is the unweighted regression of linestrength on dispersion. The distributions of residuals in Mg about the ML fit for all objects are shown in the insets as open histograms. The Gaussians described by the median residual and the robustly estimated scatter are superimposed. The solid histograms are the distributions of residuals for the cD galaxies, showing their offset from the overall relation.

amongst the entire sample of EFAR galaxies with early-type morphological classifications (cD, E or E/S0; see definitions in Paper III) for which we obtained linestrength measurements. The $Mg b' - \sigma$ relation is shown in Fig. 2(a) and the $Mg_2 - \sigma$ relation in Fig. 2(b).

In order to fit linear relations with intrinsic scatter in the presence of significant measurement errors in both variables, arbitrary

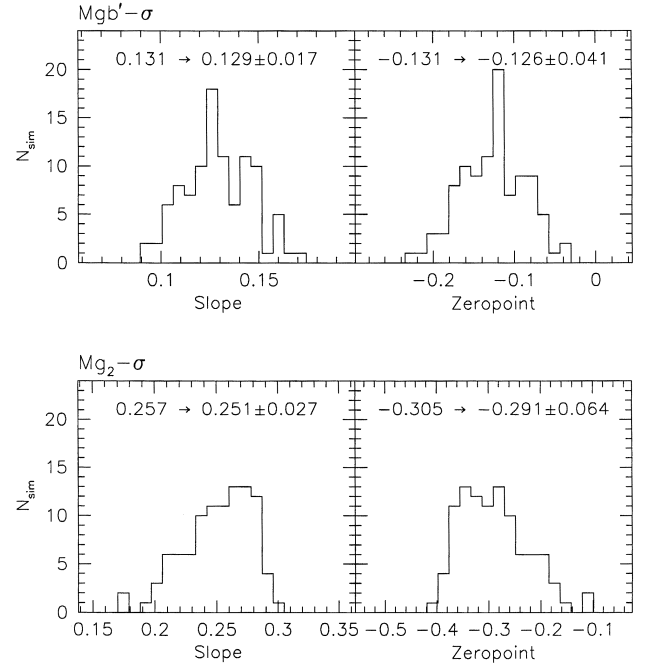


Figure 3. Monte Carlo simulations of the ML fits to the $Mg-\sigma$ relations. The top panel is for $Mg b' - \sigma$ and the bottom panel for $Mg_2 - \sigma$. In each panel we show the distribution of ML fits to the slope and zero-point for a set of 99 simulations of the EFAR data set. The input parameters (from the fits to the EFAR data) and the mean and standard deviation of the fitted parameters (from the simulations) are given in each case.

censoring of the data set and a broad sample selection function, we have developed a comprehensive maximum likelihood (ML) fitting procedure (Saglia et al., in preparation). Excluding galaxies with dispersions less than 100 km s^{-1} or selection probabilities less than 10 per cent, and also outliers with low likelihoods, the ML fits to the $Mg b' - \sigma$ relation (490 galaxies) and the $Mg_2 - \sigma$ relation (423 galaxies) are

$$Mg b' = (0.131 \pm 0.017) \log \sigma - (0.131 \pm 0.041), \quad (2)$$

$$Mg_2 = (0.257 \pm 0.027) \log \sigma - (0.305 \pm 0.064). \quad (3)$$

These fits are shown in Fig. 2 as solid lines. The ratio of the slopes of these relations is consistent with the $Mg_2 - Mg b'$ relation that we obtained in Paper II: $Mg_2 \approx 1.94 Mg b' - 0.05$. Monte Carlo simulations of the data set and fitting process, the results of which are displayed in Fig. 3, show that there is no bias in the ML estimates of the slopes and zero-points, and provide reliable estimates of the uncertainties in the fit.

The ML fits can be compared with simple regressions of $Mg b'$ and Mg_2 on $\log \sigma$. These regressions are shown in the figure as dashed lines, and are

$$Mg b' = (0.104 \pm 0.011) \log \sigma - (0.067 \pm 0.026), \quad (4)$$

$$Mg_2 = (0.199 \pm 0.016) \log \sigma - (0.168 \pm 0.038). \quad (5)$$

As expected, the simple regressions yield slopes which are biased low as a result of the presence in the data of errors in the abscissa as well as the ordinate, and also the intrinsic scatter in the relation. Slightly less-biased results are obtained by least-squares regression minimizing the orthogonal residuals (cf. Jørgensen et al. 1996):

$$Mg b' = (0.109 \pm 0.012) \log \sigma - (0.078 \pm 0.027), \quad (6)$$

$$Mg_2 = (0.215 \pm 0.017) \log \sigma - (0.205 \pm 0.041). \quad (7)$$

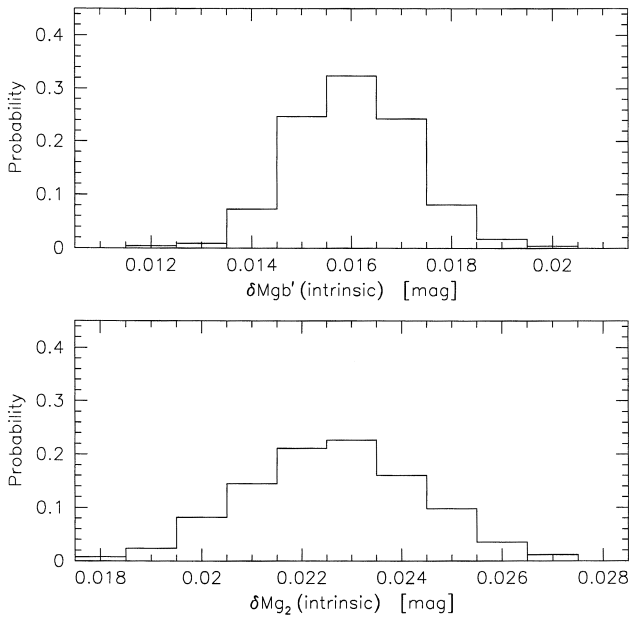


Figure 4. The normalized likelihood distributions for the intrinsic scatter in $Mg b'$ and Mg_2 at fixed velocity dispersion given the observed scatter about the $Mg b' - \sigma$ and $Mg_2 - \sigma$ relations. These are derived from simulations based on the observed distribution of dispersions and linestrengths (and their errors), assuming only that there is a global linear $Mg - \sigma$ relation about which there is Gaussian intrinsic scatter.

These least-squares fits and their uncertainties are obtained using the SLOPES regression program written by E. D. Feigelson and described in Isobe et al. (1990) and Feigelson & Babu (1992). The uncertainties are underestimated because these regressions do not properly account for the measurement errors or the selection functions. We conclude that previous determinations of the slope of the $Mg - \sigma$ relation are likely to be biased low whenever the data set being fitted had significant errors in the velocity dispersions (as is generally the case). Hereafter we adopt the ML fits to the $Mg - \sigma$ relation.

The distributions of the residuals in $Mg b'$ and Mg_2 about the ML fits are shown in the insets to Figs 2(a) and (b). In order to minimize the effects of outliers, we robustly estimate the scatter about the $Mg - \sigma$ relations as half the range spanned by the central 68 per cent of the data points. We find an *observed* scatter of 0.022 ± 0.002 mag about the $Mg b' - \sigma$ relation and 0.031 ± 0.003 mag about the $Mg_2 - \sigma$ relation. Excluding outliers, the distributions of residuals are very well fitted by Gaussians parametrized by the median residual and the robustly estimated scatter. There is no evidence for a tail of negative residuals such as noted by Burstein et al. (1988) and Jørgensen et al. (1996). As the latter authors point out, the presence of such a tail is sensitive to the adopted slope of the $Mg - \sigma$ relation. Some giant ellipticals do, however, have intrinsically weak Mg linestrengths for their velocity dispersions (Schweizer et al. 1990).

The estimates of the *intrinsic* scatter about the relations that are provided by the ML fit may be exaggerated by outliers or by deviations of the underlying distribution of galaxies in the $Mg - \sigma$ plane from a bivariate Gaussian. We therefore drop the assumption of an intrinsic bivariate Gaussian distribution in the $Mg - \sigma$ plane and use Monte Carlo simulations based on the observed distribution of dispersions and linestrengths and their estimated errors (accounting for both measurement errors and run correction errors). These simulations assume only that there is a global linear $Mg - \sigma$ relation

Table 1. Comparison of $Mg - \sigma$ relation fits.

	Slope	Intercept	δMg_{obs}	δMg_{int}
<i>Mg b' - sigma relation...</i>				
Ziegler & Bender (1997)	0.106	-0.079	—	—
EFAR (this work)	0.131	-0.131	0.022	0.016
	± 0.020	± 0.048	± 0.002	± 0.001
<i>Mg 2 - sigma relation...</i>				
Burstein et al. (1988)	0.175	-0.110	0.016	0.013
Guzmán et al. (1992)	0.260	-0.316	0.016	0.013
	± 0.027	± 0.003		
Bender et al. (1993)	0.200	-0.166	0.025	0.018
Jørgensen et al. (1996)	0.196	-0.155	0.025	0.020
	± 0.016			
EFAR (this work)	0.257	-0.305	0.031	0.023
	± 0.028	± 0.067	± 0.003	± 0.002

about which there is Gaussian intrinsic scatter. We vary this intrinsic scatter and compute the robust estimate of the observed scatter about the fit (the half-width of the central 68 per cent of the residuals) for the simulated distributions. The results of these simulations are presented in Fig. 4, which shows the normalized likelihood distributions for the intrinsic scatter in $Mg b'$ and Mg_2 given the observed scatter. We find that to account for the observed scatter in the relations we require an intrinsic scatter of 0.016 ± 0.001 mag for $Mg b' - \sigma$ and 0.023 ± 0.002 mag for $Mg_2 - \sigma$. The ratio of the intrinsic scatter in Mg_2 to the intrinsic scatter in $Mg b'$ is slightly lower than expected from the observed $Mg_2 - Mg b'$ relation, $Mg_2 \approx 1.94 Mg b' - 0.05$ (see Paper II).

Table 1 compares our fits with the $Mg - \sigma$ relations obtained by other authors, and gives the observed scatter δMg_{obs} and the intrinsic scatter δMg_{int} in the relations obtained in each case. For both $Mg b' - \sigma$ and $Mg_2 - \sigma$ the slopes that we obtain are about 25 per cent steeper than those obtained by most previous authors. This is not due to a difference in our data, but stems from our use of the ML method rather than regressions. In this situation regressions are biased towards flatter slopes than the true relation because they ignore the intrinsic scatter, the presence of errors in both variables and the selection function of the data set. The standard or orthogonal regression fits to our data, which our simulations show underestimate the slope of the relations, give results very similar to those obtained by other authors.

If we divide the sample by morphological type, we find that the cDs have a zero-point which is 0.009 mag higher than that of the other early-type galaxies in $Mg b'$, and 0.014 mag higher in Mg_2 . These differences in the zero-points are readily apparent in the distributions of residuals about the global $Mg - \sigma$ relations (see the insets to Figs 2a and b), and are significant at the 3σ level. Despite these zero-point offsets, including or excluding the cDs changes the scatter about the ML fit by less than its uncertainty, as they make up only 10 per cent of the whole sample.

We find no significant differences, however, if we compare the $Mg - \sigma$ relations for the two volumes of space, the Hercules–Corona Borealis and Perseus–Pisces–Cetus regions, from which our sample is drawn. The two regions have $Mg - \sigma$ relations with slopes and zero-points which are consistent both with each other and with the overall $Mg - \sigma$ relations, providing a check that there are no gross systematic environmental differences between these two regions.

3.2 Cluster-to-cluster variations

We do not have enough galaxies per cluster to fit both the slope and

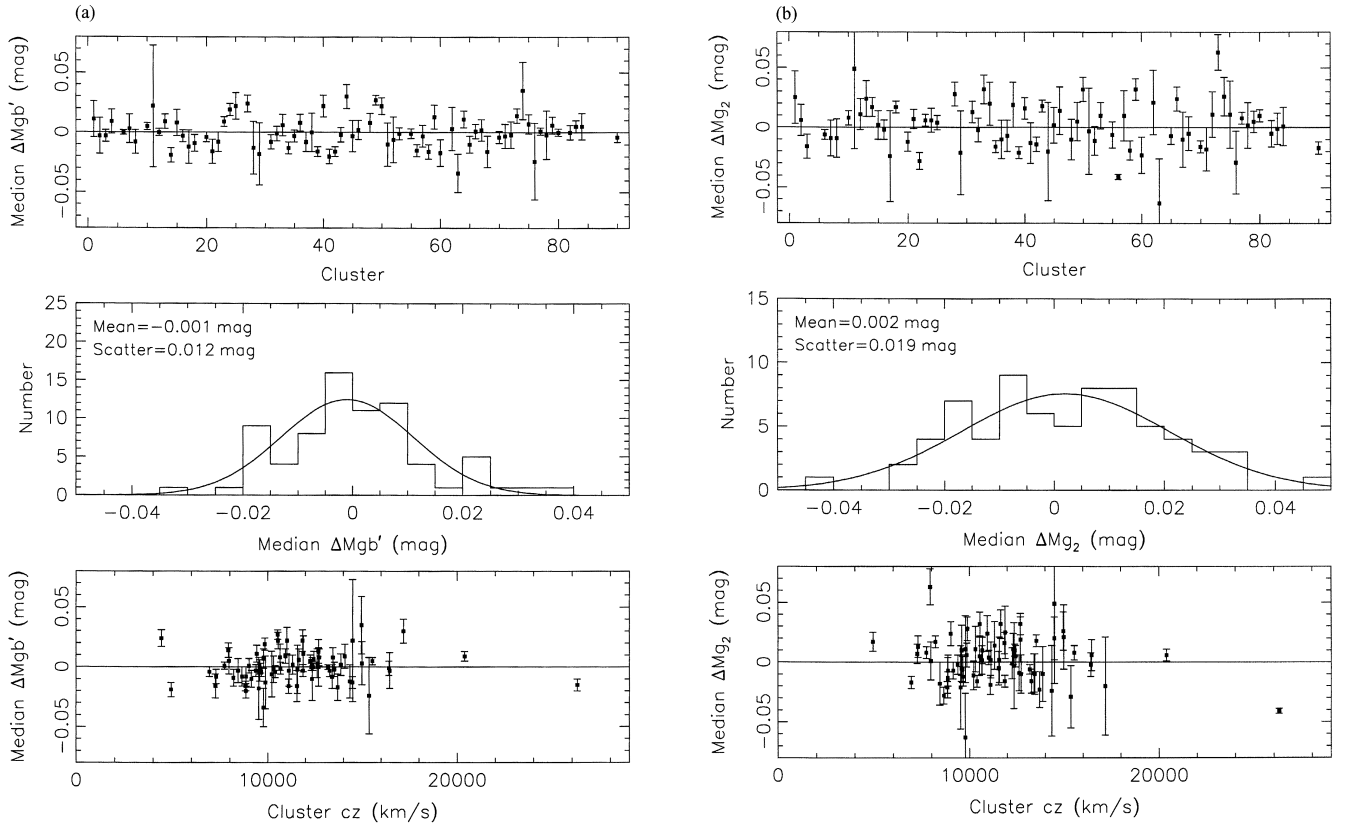


Figure 5. Cluster-to-cluster offsets in the $Mg-\sigma$ relation. The left panels are for $Mg b' - \sigma$ and the right panels for $Mg_2 - \sigma$. The top panels show the median offsets from the global $Mg-\sigma$ relation for clusters with three or more linestrength measurements. The middle panels show the distribution of offsets compared with a Gaussian with the same mean and dispersion; the scatter is 0.012 mag in $Mg b' - \sigma$ and 0.019 mag in $Mg_2 - \sigma$. The bottom panels show the offsets as a function of redshift.

the zero-point of the $Mg-\sigma$ relations on a cluster-by-cluster basis, even in our best-sampled clusters. We therefore limit ourselves to investigating the variation in the $Mg-\sigma$ zero-point. To this end we measured the median offset in $Mg b'$ and Mg_2 from the global fits given above for the clusters with three or more linestrength measurements (75 clusters for $Mg b'$ and 72 for Mg_2). Note that we only used galaxies that are cluster members based on their redshifts (see Paper II). The results are not changed significantly if we use all clusters, or only clusters with five or more measurements.

The top panels of Fig. 5 show these zero-point offsets as a function of cluster ID number (CID), while the middle panels show the distributions of the offset values. The robustly estimated scatter in the zero-point offsets is 0.012 ± 0.002 mag in $Mg b' - \sigma$ and 0.019 ± 0.004 mag in $Mg_2 - \sigma$, showing that the relations are remarkably uniform among the aggregates of galaxies in the EFAR sample. The bottom panels in the figure plot the same offsets as a function of redshift, showing that there is no dependence of the relations on relative distance within the sample.

This scatter in the zero-point offsets could purely be a consequence of a galaxy-to-galaxy scatter in a global $Mg-\sigma$ relation, or it could also require a variation in the zero-point of the relation from cluster to cluster. These possibilities were examined by extending the simulations described in the previous section, adding a further source of scatter to the $Mg-\sigma$ relation in the form of an intrinsic variation between clusters in the zero-point of the relation. For simplicity we assume that this variation also has a Gaussian distribution.

We find that if we make the extreme assumption that there is

cluster-to-cluster scatter but no intrinsic scatter between galaxies within a cluster, then zero-point variations between clusters with an rms of 0.009 mag in $Mg b'$ and 0.015 mag in Mg_2 are required to recover the observed cluster-to-cluster scatter. However this model underpredicts the observed scatter about the global relation, giving 0.017 ± 0.001 mag for $Mg b'$ and 0.025 ± 0.002 mag for Mg_2 compared with the actual values of 0.022 ± 0.002 mag and 0.031 ± 0.003 mag. On the other hand, if we assume that there is no zero-point variation between clusters, then the intrinsic scatter between galaxies required to recover the observed scatter in the global relation (0.016 mag in $Mg b'$ and 0.023 mag in Mg_2 ; see previous section) predicts a scatter in the cluster zero-points of 0.012 ± 0.001 mag in $Mg b' - \sigma$ and 0.016 ± 0.002 mag in $Mg_2 - \sigma$, which is consistent with the observed values of 0.012 ± 0.002 and 0.019 ± 0.004 mag within the joint errors.

We conclude that there is no evidence for significant intrinsic zero-point variations between clusters, because sampling a galaxy population drawn from a single global relation with intrinsic scatter consistent with the observations can account for the zero-point differences between our clusters.

3.3 Variation with cluster properties

As there is very little change in the zero-point of the $Mg-\sigma$ relation from cluster to cluster, it follows that there can be at most only a weak dependence of the zero-point on the properties of the clusters. Here we investigate the effect of cluster properties on the stellar populations as reflected in the $Mg-\sigma$ zero-points, considering

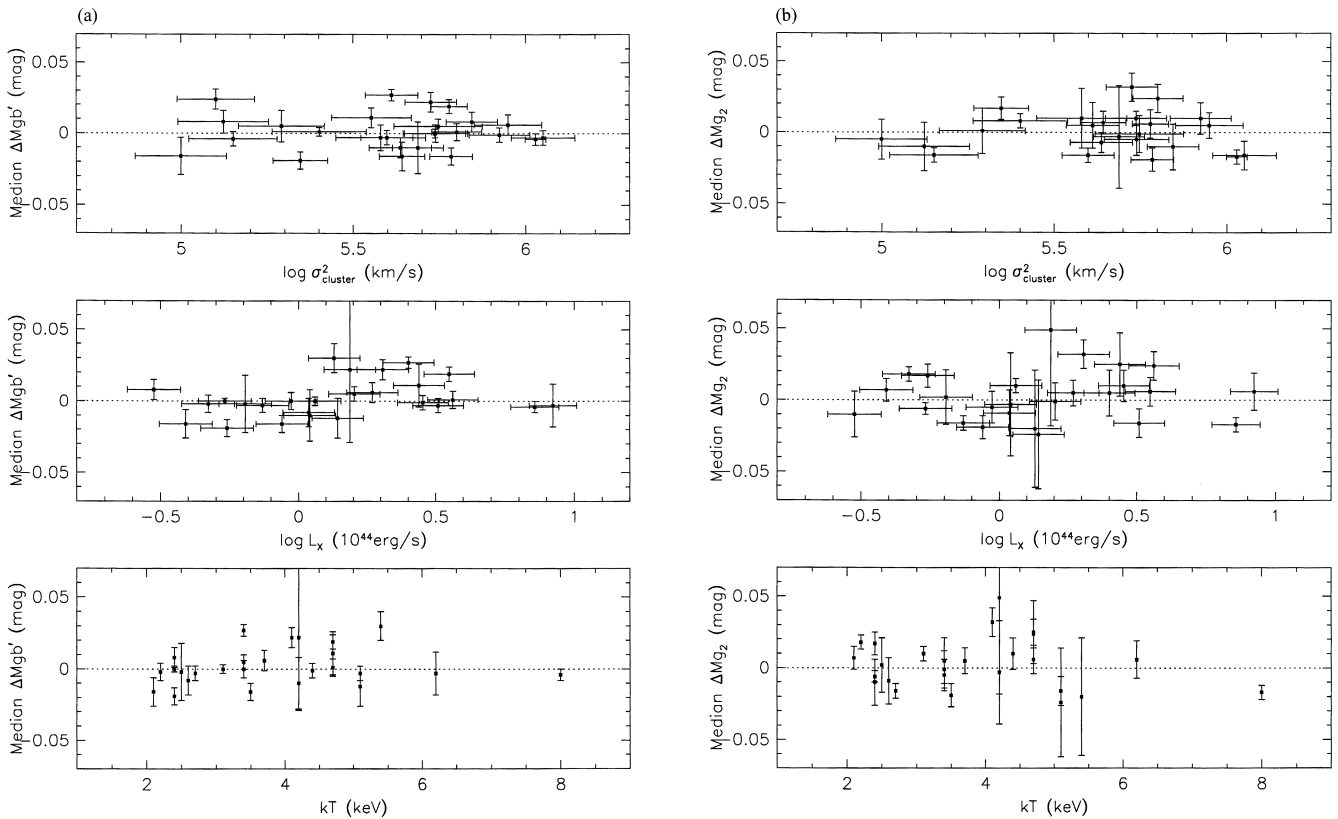


Figure 6. Variations in the $Mg-\sigma$ relation with various indicators of cluster mass. The left panels are for $Mgb'-\sigma$ and the right panels for $Mg_2-\sigma$. The top panels show the median offsets from the global $Mg-\sigma$ relation as a function of $\log \sigma_{\text{cluster}}^2$; the middle panels show the offsets as a function of $\log L_X$; the bottom panels show the offsets as a function of X-ray temperature, kT .

cluster velocity dispersions, X-ray luminosities and X-ray temperatures (all indicators of cluster mass). The cluster dispersions come from table 7 of Paper II, using redshifts both from EFAR and from the ZCAT catalogue (Huchra et al. 1992; version of 1997 May 29). X-ray luminosities and temperatures are available for 26 of our 84 clusters in the homogeneous and flux-limited catalogue of X-ray properties of Abell clusters by Ebeling et al. (1996) based on *ROSAT* All-Sky Survey data. The X-ray luminosities are determined to a typical precision of about 20 per cent. In order to have comparable precision in the cluster velocity dispersions, we only use clusters with dispersions computed from at least 20 galaxy redshifts; this also leaves 26 clusters, 17 of which are in common with the X-ray subsample.

Fig. 6 shows the offsets in the $Mg-\sigma$ relations as functions of $\log \sigma_{\text{cluster}}^2$, $\log L_X$ and kT . Applying the Spearman rank correlation statistic, we find that there is no significant correlation between the $Mg-\sigma$ offsets and any of these quantities, and thus no evidence for a trend in the zero-point of the $Mg-\sigma$ relation with cluster mass. Weighted regressions give best-fitting relations and their uncertainties:

$$\Delta Mgb' = (-0.002 \pm 0.009) \log \sigma_{\text{cluster}}^2 + (0.016 \pm 0.050), \quad (8)$$

$$\Delta Mg_2 = (-0.001 \pm 0.011) \log \sigma_{\text{cluster}}^2 + (0.002 \pm 0.060). \quad (9)$$

If we take a complementary approach, splitting the clusters into two subsamples about the median value of L_X and fitting the $Mg-\sigma$ relations to the galaxies of the high- L_X and low- L_X clusters separately, we again find no significant differences in the slopes or the zero-points of the fits, which are compatible with the global fits obtained above.

4 DISCUSSION

There are at least four main questions that can be addressed using the above results.

- (i) What are the theoretical implications of the lack of correlation between the mass of a cluster and the zero-point of the $Mg-\sigma$ relation for cluster galaxies?
- (ii) What effect do the stellar population differences implied by the observed variations in the $Mg-\sigma$ relation have on FP estimates of distances and peculiar velocities?
- (iii) What constraint does the intrinsic scatter about the $Mg-\sigma$ relation place on the spread in age, metallicity and mass-to-light ratio amongst early-type galaxies in clusters?
- (iv) What further constraints on these quantities result from combining the scatter about the $Mg-\sigma$ relation with the intrinsic scatter about the FP?

4.1 $Mg-\sigma$ zero-point and cluster mass

The small scatter in the zero-point of the $Mg-\sigma$ relation from cluster to cluster, and in particular the lack of correlation between the $Mg-\sigma$ zero-point and the cluster mass, seems to imply that the mass overdensity (on Mpc scales) in which an early-type galaxy is found has little connection with its stellar population and star formation history.

The variation of the $Mg-\sigma$ relation with cluster properties has previously been studied in a sample of 11 nearby clusters by Jørgensen et al. (1996) and Jørgensen (1997). Following Guzmán et al. (1992), these authors look for a trend in $Mg_2-\sigma$ offsets with

the ‘local density’ *within* clusters. The estimator of local density used is $\rho_{\text{cluster}} = \log \sigma_{\text{cluster}}^2 - \log R$, where R is the projected distance of the galaxy from the cluster centre. Since R is only a lower limit on the true distance of the galaxy from the cluster centre, this is a rather poor estimator of the true local density. Jørgensen et al. found that the residuals in Mg_2 show a weak trend¹ with local density, $\Delta \text{Mg}_2 \propto 0.009 \rho_{\text{cluster}}$. Since the residuals do *not* correlate with radius within the cluster [see fig. 3 of Jørgensen (1997)], but *do* show a significant correlation with cluster velocity dispersion, $\Delta \text{Mg}_2 \propto 0.02 \log \sigma_{\text{cluster}}^2$ [least-squares fit to the data in fig. 5 of Jørgensen (1997)], we would argue that a more straightforward interpretation of their results is a correlation of Mg_2 – σ zero-point with total cluster mass rather than local density.

A correlation of this amplitude is formally consistent at the 2σ level with the distribution of Mg_2 offsets versus $\log \sigma_{\text{cluster}}^2$ for the EFAR data [see equation (9)]; transforming Jørgensen’s result via the Mg_2 – Mgb' relation gives a correlation which is consistent at the 1.4σ level with equation (8). We conclude that any correlation between the Mg – σ relation zero-point and the cluster mass is sufficiently weak (of order $\Delta \text{Mg}_2 \propto 0.02 \log \sigma_{\text{cluster}}^2$ or less) that it is not reliably established by the existing data, which are consistent with no correlation at all.

Semi-analytic models for the formation of elliptical galaxies, which previously neglected metallicity effects (see Baugh, Cole & Frenk 1996; Kauffmann 1996), are only now beginning to incorporate chemical enrichment and successfully reproduce the general form of the observed colour–magnitude and Mg – σ relations (Kauffmann & Charlot 1998). In consequence, there are as yet no reliable predictions for the variation of the Mg – σ relation zero-point with cluster mass. The limits given above, together with limits on the difference in Mg – σ zero-points for field and cluster ellipticals (Burstein et al. 1990, de Carvalho & Djorgovski 1992; Jørgensen 1997), should provide valuable additional constraints and encourage further development of chemical enrichment models within a hierarchical framework for galaxy and cluster formation.

4.2 Systematic effects on FP distances

We now consider the effects on FP distance estimates of systematic differences in the stellar populations of early-type galaxies from cluster to cluster. In Section 3.2 we found that the observed cluster-to-cluster variations in the Mg – σ zero-point were consistent with sampling a single global Mg – σ relation with intrinsic scatter between galaxies, and did not *require* intrinsic scatter between clusters. Here we turn the question around and ask how much intrinsic cluster-to-cluster scatter is *allowed* by the observations.

From simulations using the model described in Section 3.2, incorporating intrinsic scatter both between galaxies and between clusters, we find that the maximum cluster-to-cluster scatter allowed within the 1σ uncertainties in the scatter in the global Mg – σ relation and the cluster zero-points is approximately 0.005 mag in Mgb' and 0.010 mag in Mg_2 . For our best-fitting ML Mg – σ relations and a FP given by $R \propto \sigma^\alpha I^\beta$ with $\alpha \approx 1.27$, this level of cluster-to-cluster scatter would lead to rms errors in FP distance estimates of up to 10 per cent. These systematic errors, resulting from differences in the mean stellar populations between clusters, would apply even to clusters in which the FP distance errors arising from stellar population differences between galaxies had been made negligible by observing many galaxies in the cluster.

¹The sign of the trend in equation (6) of Jørgensen (1997) is incorrect; the coefficient should be $+0.009$ (Jørgensen, private communication)

We emphasize that our results here do not *require* any cluster-to-cluster scatter, but are *consistent* with cluster-to-cluster scatter corresponding to systematic distance errors between clusters with an rms of up to 10 per cent. We therefore cannot determine from the Mg – σ relation *alone* whether systematic differences in the mean stellar populations between clusters contribute significantly (or at all) to the errors in FP estimates of distances and peculiar velocities. A more effective way of testing for such systematic differences is by directly comparing the zero-point offset of each cluster from the global Mg – σ relation with the ratio of its FP and Hubble distance estimates; this approach will be investigated in a future paper.

4.3 Stellar population models

To answer the questions concerning the typical age, metallicity and mass-to-light ratio of early-type galaxies which were raised at the start of this discussion, we need to employ stellar population models. We use the predictions from the single stellar population models of Worthey (1994) and Vazdekis et al. (1996), noting the many caveats given by these authors regarding their models. To simplify our analysis, we fit Mgb' , Mg_2 and $\log M/L_R$ as linear functions of logarithmic age ($\log t$, with t in Gyr) and metallicity ($\log Z/Z_\odot$), for galaxies with ages greater than 4 Gyr and metallicities in the range -0.5 to $+0.5$. For the model of Worthey (1994; Salpeter IMF) we obtain

$$\text{Mgb}' \approx 0.058 \log t + 0.086 \log Z/Z_\odot + 0.077, \quad (10)$$

$$\text{Mg}_2 \approx 0.107 \log t + 0.182 \log Z/Z_\odot + 0.147, \quad (11)$$

$$\log M/L_R \approx 0.825 \log t + 0.184 \log Z/Z_\odot - 0.169. \quad (12)$$

Fig. 7 compares this fit with Worthey’s model in the case of the predicted dependence of Mgb' and $\log M/L_R$ on age and metallicity. The figure shows that for ages of 5 Gyr or greater the fit and the model are in satisfactory agreement for all metallicities.

For the model of Vazdekis et al. (1996; bimodal initial mass function, $\mu = 1.35$) we have

$$\text{Mgb}' \approx 0.051 \log t + 0.083 \log Z/Z_\odot + 0.084, \quad (13)$$

$$\text{Mg}_2 \approx 0.115 \log t + 0.187 \log Z/Z_\odot + 0.137, \quad (14)$$

$$\log M/L_R \approx 0.673 \log t + 0.251 \log Z/Z_\odot - 0.216, \quad (15)$$

in agreement with the fit obtained by Jørgensen (1997). There is good agreement between the predictions of the two models for the dependence of Mg_2 and Mgb' on age and metallicity, and moderately good agreement for the dependence of M/L_R .

Note that the same change in the Mg indices is produced by changes in age, $\Delta \log t$, and metallicity, $\Delta \log Z/Z_\odot$, if $\Delta \log t / \Delta \log Z/Z_\odot \approx 3/2$. This is the ‘3/2 rule’ of Worthey (1994), which applies to many of the Lick line indices, leaving them degenerate with respect to variations in age and metallicity. However age and metallicity produce the same change in $\log M/L_R$ only if $\Delta \log t / \Delta \log Z/Z_\odot \approx 1/3$ or $1/4$, so that measurements of mass-to-light ratios can in principle be combined with Mg linestrengths to break the age/metallicity degeneracy.

4.4 Dispersion in age, metallicity and M/L

In the following analysis we infer the dispersion in the ages and metallicities of early-type galaxies by comparing the scatter in the Mg – σ relation with the predictions of the single stellar population models described in the previous section. This analysis uses the stellar population models to predict differential changes in the

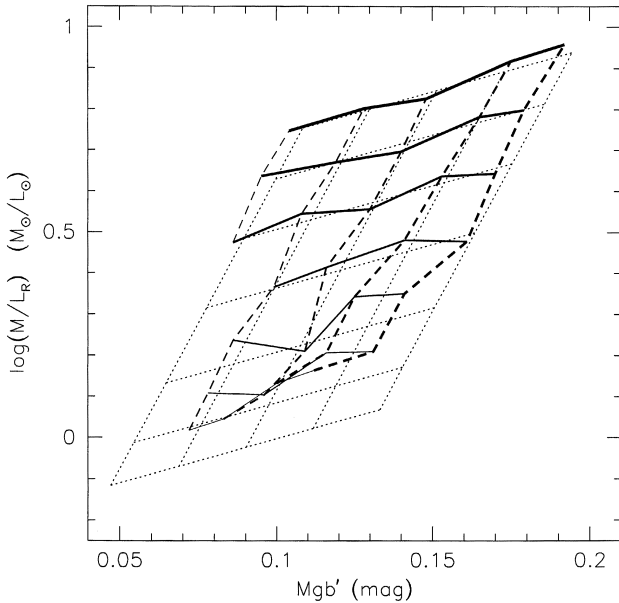


Figure 7. The relation between Mgb' and $\log M/L_R$ as a function of age and metallicity in the model of Worthey (1994). The solid lines are contours of constant age (1.5, 2, 3, 5, 8, 12 and 17 Gyr), with increasing line thickness indicating increasing age. The dashed lines are contours of constant metallicity (-0.5, -0.25, 0, 0.25, 0.5), with increasing line thickness indicating increasing metallicity. The dotted grid is the linear fit to the model.

quantities of interest, and not absolute values. It is also important to remember that by the dispersion in age or metallicity we mean the dispersion in these quantities at fixed $\log \sigma$ or, equivalently, the dispersion after the overall trend with $\log \sigma$ is accounted for. Thus the dispersion in age or metallicity that we infer is the dispersion at fixed galaxy mass, not the distribution of ages and metallicities as a function of galaxy mass (which is related to the slope of the $Mg-\sigma$ relation and the distribution of galaxies along it).

Single stellar populations models specified by (amongst other parameters) a unique age and a unique metallicity can only provide an approximation to real galaxies, the stellar contents of which must necessarily span a range (although perhaps a narrow one) of ages and metallicities. Since the global Mg indices can be quite sensitive to the detailed metallicity distribution (Greggio 1997), some of the scatter that we observe may be due to galaxy-to-galaxy differences in the shape of the metallicity distribution rather than a dispersion in the mean metallicity or age.

A further complication is presented by the overabundance of Mg with respect to Fe (compared with the solar ratio) in the cores of early-type galaxies (e.g. Peletier 1989; Gorgas, Efstathiou & Aragón-Salamanca 1990; Worthey, Faber & González 1992). As a comparison of Figs 2 and 7 shows, the models discussed in the previous section are unable to account for the highest observed Mg line strengths. Tantalò, Chiosi & Bressan (1998) have produced single stellar population models including the effects of $[Mg/Fe]$ variations and find that

$$\Delta Mg_2 \approx 0.099 \Delta [Mg/Fe] + 0.089 \Delta \log t + 0.166 \Delta \log Z/Z_\odot. \quad (16)$$

Comparing this equation with those above, we see that the differential dependence on age and metallicity is similar to that predicted by Worthey (1994) and Vazdekis et al. (1996). However, any

intrinsic scatter in the $[Mg/Fe]-\sigma$ relation will contribute additionally to the intrinsic scatter in the $Mg_2-\sigma$ relation and reduce the dispersion in age and metallicity required to account for the observations.

For these reasons, and also because of other potential sources of intrinsic scatter such as dark matter, rotation, anisotropy, projection effects and broken homology, the estimates of the dispersion in age and metallicity derived here must be considered as upper limits.

With these caveats in mind, we proceed to use the model fits given in the previous section to infer the dispersion in age or metallicity based on the observed intrinsic scatter of 0.016 mag in $Mgb'-\sigma$ and 0.023 mag in $Mg_2-\sigma$. For ease of interpretation we quote the dispersions in age and metallicity as the fractional dispersions $\delta t/t \equiv \delta \log t / \log e$ and $\delta Z/Z \equiv \delta \log Z / \log e$. In applying the models in what follows, we adopt the mean of the coefficients for the two models and give the dispersions in age and metallicity corresponding to the intrinsic scatter about the $Mgb'-\sigma$ relation. Using the intrinsic scatter obtained from the $Mg_2-\sigma$ relation would give results that are ~ 30 per cent smaller, because the observed ratio of the intrinsic scatters is $\delta Mg_2 / \delta Mgb' \approx 1.4$, rather than about 2 as would be expected either from the observed Mg_2-Mgb' relation or from the models. We use the scatter in Mgb' rather than Mg_2 because our goal is to establish upper limits on the dispersions in age and metallicity. The estimated errors in the intrinsic scatter lead to uncertainties in the dispersions of 5–10 per cent.

If age variations in single stellar populations are the only source of scatter then the dispersion in age is $\delta t/t = 67$ per cent, whereas if metallicity variations are the sole source then the dispersion in metallicity is $\delta Z/Z = 43$ per cent. Similarly, the observed difference in the $Mg-\sigma$ relation zero-point for the cD galaxies implies that these objects are either older or more metal-rich than normal E or E/S0 galaxies. If the zero-point differences are interpreted as age differences, cDs are on average 40 per cent older than typical E or E/S0 galaxies (i.e. as old as the oldest early-type galaxies); if the zero-point differences are interpreted as metallicity differences, cDs have metallicities on average 25 per cent higher than typical E or E/S0 galaxies (i.e. as high as the most metal-rich early-type galaxies).

We can also use the model fits to estimate the approximate change in M/L_R corresponding to a change in the Mg line indices. If these changes are caused by age variations alone, then we find that $\Delta \log M/L_R \approx 7 \Delta Mg_2$ and $\Delta \log M/L_R \approx 14 \Delta Mgb'$; if, however, they are due only to variations in metallicity we have $\Delta \log M/L_R \approx 1.2 \Delta Mg_2$ and $\Delta \log M/L_R \approx 2.6 \Delta Mgb'$. Thus the change in $\log M/L_R$ is about five times larger if the observed change in the Mg indices is due to age differences rather than metallicity differences. The intrinsic scatter in the $Mgb'-\sigma$ relation implies a dispersion in mass-to-light ratio of 50 per cent if due to age variations, but only 10 per cent if due to metallicity variations.

This predicted scatter in M/L is in fact a scatter in luminosity or surface brightness (as that is all the models deal with). We can therefore readily establish the effect of this scatter on distances estimated using the FP if the scatter in M/L is uncorrelated with the sizes and dispersions of the galaxies, as indeed is the case for the EFAR sample (at least for galaxies with $\sigma > 100 \text{ km s}^{-1}$). For a FP given by $R \propto \sigma^\alpha I^\beta$, with R the effective radius and I the mean surface brightness within this radius, if the scatter in M/L is simply a scatter in I we have $\Delta \log R = \beta \Delta \log M/L$. Most determinations of the FP, including our own, yield $\beta \approx -0.8$ (e.g. Dressler et al. 1987, Jørgensen et al. 1996, Saglia et al. 1998).

Combining this relation with the dependence of M/L on the Mg

line indices obtained above, we find that the scatter in the $Mg-\sigma$ relation corresponds to an intrinsic scatter in relative distances estimated from the FP of 40 per cent if due to age variations, or 8 per cent if due to metallicity variations. As the intrinsic scatter in the FP is found to be in the range 10–20 per cent (Djorgovski & Davis 1987, Jørgensen et al. 1993; Jørgensen et al. 1996), one cannot explain both the scatter in the $Mg-\sigma$ relation and the scatter in the FP as the result of age variations alone or metallicity variations alone (unless the single stellar population models are incorrect or there are significant galaxy-to-galaxy differences in the metallicity distributions). Suitable combinations of age variations and metallicity variations *can*, however, account for the measured intrinsic scatter in both the $Mg-\sigma$ and FP relations.

4.5 Combined $Mg-\sigma$ and FP constraints

As a simple model, we assume that the scatter in the FP and the $Mg-\sigma$ relations (at fixed $\log \sigma$) is entirely due to variations in age and metallicity (at fixed galaxy mass). These variations are further assumed to have Gaussian distributions in $\log t$ and $\log Z/Z_\odot$ with dispersions $\delta \log t \equiv \delta t/t \log e$ and $\delta \log Z \equiv \delta Z/Z \log e$ and correlation coefficient ρ ($-1 \leq \rho \leq 1$). While a Gaussian distribution of metallicities at fixed galaxy mass is a reasonable initial hypothesis for describing variations in the chemical enrichment process, the single-peaked shape of the assumed lognormal distribution for the mean ages may not realistically represent the star formation history (even for galaxies of the same mass). The dispersion in age inferred under this model should therefore be considered only as a general indication of the time-span over which early-type galaxies of fixed mass formed the bulk of their stellar population.

Writing the scatter in Mg linestrengths and FP residuals as δ_{Mg} and δ_{FP} and the dispersion in $\log t$ and $\log Z/Z_\odot$ as σ_t and σ_Z , this simple model relates the scatter in the observed quantities to the dispersion in age and metallicity by

$$\delta_{Mg}^2 = a_t^2 \sigma_t^2 + 2\rho a_t a_Z \sigma_t \sigma_Z + a_Z^2 \sigma_Z^2, \quad (17)$$

$$\delta_{FP}^2 = b_t^2 \sigma_t^2 + 2\rho b_t b_Z \sigma_t \sigma_Z + b_Z^2 \sigma_Z^2. \quad (18)$$

Here a_t and a_Z are the coefficients of $\log t$ and $\log Z/Z_\odot$ for Mg , and b_t and b_Z the coefficients for $\log R = -0.8 \log M/L$, derived from the mean of the linear fits to the two stellar population models given in Section 4.3.

Fig. 8 shows the constraints on the variations in age and metallicity (assumed, for now, to be uncorrelated) which are imposed by the measured intrinsic scatter in the $Mg-\sigma$ relations and the intrinsic dispersion in $\log M/L_R$ inferred from the intrinsic scatter in the FP. The intrinsic scatter that we find about the $Mgb'-\sigma$ and $Mg_2-\sigma$ relations is then consistent with dispersions in age and metallicity on an elliptical locus defined by equation (17) (with $\rho = 0$) in the $\delta t/t - \delta Z/Z$ plane. The different loci for Mgb' and Mg_2 (the solid lines in Fig. 8) result from the difference between the observed ratio of the scatter in Mg_2 to that in Mgb' and the predicted ratio from the model, and give some indication of uncertainties both in the intrinsic scatter about the $Mg-\sigma$ relations and in the model predictions. A second constraint is similarly obtained from the intrinsic scatter in distance (i.e. in $\log R$) about the FP using equation (18) (again with $\rho = 0$). The dashed lines in Fig. 8 correspond to intrinsic scatter about the FP of 10, 15 and 20 per cent.

The important point to note about this figure is that, as mentioned in Section 4.3, the dependences of the Mg linestrengths and mass-to-light ratio on age and metallicity are quite different, so that (if variations in age and metallicity are uncorrelated) the two sets of

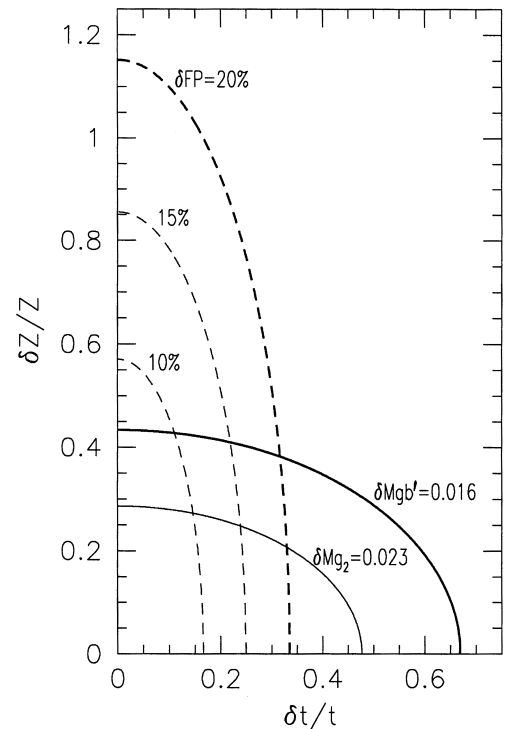


Figure 8. Constraints on the dispersion in age, $\delta t/t$, and metallicity, $\delta Z/Z$, from the intrinsic scatter in the $Mgb'-\sigma$ relation ($\delta Mgb' = 0.016$ mag; thick solid line) and the $Mg_2-\sigma$ relation ($\delta Mg_2 = 0.023$ mag; thin solid line), and from an intrinsic scatter in distance about the FP of 10, 15 and 20 per cent (dashed lines).

constraints are nearly orthogonal. Thus the region of the $\delta t/t - \delta Z/Z$ plane that is consistent with the scatter in both the $Mg-\sigma$ relation and the FP is quite limited. If we use the intrinsic scatter in the $Mgb'-\sigma$ relation and assume a 20 per cent intrinsic scatter in $\log R$ about the FP [at the upper end of the quoted range – see e.g. Djorgovski & Davis (1987) or Jørgensen et al. (1996)], we obtain approximate upper limits on the dispersions in age and metallicity of $\delta t/t = 32$ per cent and $\delta Z/Z = 38$ per cent. If, however, we use the intrinsic scatter in the $Mg_2-\sigma$ relation and adopt an intrinsic FP scatter of 10 per cent (as obtained for Coma by Jørgensen et al. 1993), then we obtain approximate lower limits of $\delta t/t = 15$ per cent and $\delta Z/Z = 27$ per cent.

Similar arguments allow us to evaluate the relative contributions of the dispersions in age and metallicity to the errors in distance estimates derived from the FP. For the fiducial case ($\delta FP = 20$ per cent, $\delta Mgb' = 0.016$ mag and $\rho = 0$), where $\delta t/t = 32$ per cent and $\delta Z/Z = 38$ per cent, the mean stellar population model implies that the dispersion in age gives an intrinsic FP scatter of 19 per cent while the dispersion in metallicity gives 7 per cent. In fact for most of the plausible range of dispersions in age and metallicity shown in Fig. 8, it is the dispersion in age that dominates the intrinsic scatter about the FP. Only for the lowest plausible age dispersion and the highest plausible metallicity dispersion ($\delta t/t = 11$ per cent and $\delta Z/Z = 43$ per cent, corresponding to $\delta FP = 10$ per cent and $\delta Mgb' = 0.016$ mag) does the contribution to the FP scatter from the dispersion in metallicity achieve equality with the contribution from the dispersion in age.

The constraints on the dispersions change if there is a significant correlation (or anticorrelation) between the variations in age and metallicity. Fig. 9 shows how the constraints corresponding to the

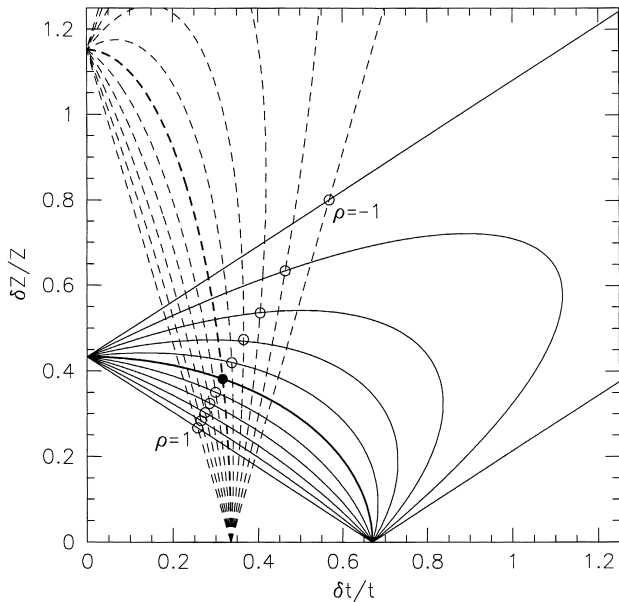


Figure 9. Constraints on the dispersion in age, $\delta t/t$, and metallicity, $\delta Z/Z$, as a function of the correlation coefficient ρ . For values of ρ between -1 and 1 (in steps of 0.2) the constraints imposed by an intrinsic scatter in the $Mgb'-\sigma$ relation of $\delta Mgb' = 0.016$ mag are shown by solid lines, while the constraints from an intrinsic scatter in distance about the FP of 20 per cent are shown by dashed lines. The joint constraint solutions for each value of ρ are marked by circles. The uncorrelated case ($\rho = 0$) is indicated by a filled circle and thicker lines.

upper limits $\delta FP = 20$ per cent and $\delta Mgb' = 0.016$ mag (corresponding to the thick lines in Fig. 8) are modified as the correlation coefficient ρ varies over its full range from -1 to 1 . Note that for $\rho = \pm 1$ we have $\delta t/t \propto \mp 3/2 \delta Z/Z$. The main point to extract from this figure is that if the variations in age and metallicity have a correlation coefficient in the range $-0.5 < \rho < 1$, then the dispersions in age and metallicity vary by only ± 6 and ± 12 per cent, respectively, about the values inferred in the uncorrelated case. Only if the age and metallicity variations are strongly anticorrelated ($\rho \approx -1$, i.e. younger galaxies are more metal-rich) do we obtain significantly different solutions, with a broader allowed range in both age and metallicity ($\delta t/t$ as large as 57 per cent and $\delta Z/Z$ as large as 80 per cent). This conclusion is complementary to that reached by Ferreras et al. (1998), who found that the apparently passive evolution of the colour–magnitude relation observed in high-redshift clusters does not necessarily imply a common epoch of major star formation if younger galaxies are on average more metal-rich.

We can test the degree of correlation between the variations in age and metallicity by examining the joint distribution of residuals about the $Mgb'-\sigma$ and FP relations. This distribution is shown for the EFAR data set in Fig. 10(a). There is no evidence for a correlation between the residuals in this figure; the Spearman rank correlation coefficient between the residuals is 0.084, and is not significant at the 2σ level.

In order to investigate the expected distribution of residuals in the presence of the estimated measurement errors, we have performed Monte Carlo simulations of the EFAR data using the models for the dispersion in age and metallicity discussed above. Fig. 10(b) shows a simulation with $\delta t/t = 32$ per cent and $\delta Z/Z = 38$ per cent; these are the values derived from the intrinsic scatter in the $Mgb'-\sigma$ relation and a FP scatter of 20 per cent when there is no correlation between age and metallicity. The simulated distribution resembles

the observed distribution, although there is a weak but significant anticorrelation between the residuals (owing to the dominance of the age variations in the FP residuals) which is not apparent in the EFAR data. Over 100 such simulations, a two-dimensional Kolmogorov–Smirnov test (Press et al. 1992) gives a median probability of 0.3 per cent that this distribution and the observed distribution are the same.

Figs 10(c) and (d) show simulated distributions for the cases where the intrinsic scatter in $Mgb'-\sigma$ is due to age alone or metallicity alone. Neither case is consistent with the observed distribution, supporting the claim that neither age nor metallicity can be solely responsible for the scatter in both the $Mgb'-\sigma$ relation and the FP. Figs 10(e)–(h) show simulated distributions for four cases where the variations in age and metallicity are correlated (with $\rho = +1, +0.5, -0.5$ and -1 , respectively). The perfectly correlated and perfectly anticorrelated cases are not consistent with the observed distribution. However Fig. 10(g) shows that a distribution with no significant correlation between the $Mgb'-\sigma$ and FP relation residuals is produced when $\rho = -0.5$. A two-dimensional Kolmogorov–Smirnov test gives a median probability over 100 such simulations of 1.7 per cent that this distribution and the observed distribution are the same. This relatively low probability may reflect a problem with the model, although it may simply be due to sampling uncertainty (the probabilities under this test vary between simulations with an rms of a factor of 6) or non-Gaussian outliers in the EFAR residuals. The point to be emphasized is that a model with a moderate degree of anticorrelation between age and metallicity appears to give significantly better agreement with the observed distribution than a model in which age and metallicity are not correlated.

5 CONCLUSIONS

We have examined the $Mg-\sigma$ relation for early-type galaxies in the EFAR sample. We fit global $Mgb'-\sigma$ and $Mg_2-\sigma$ relations [equations (2) and (3)] that have slopes about 25 per cent steeper than those obtained by most previous authors. This difference results not from the data itself but from an improved fitting procedure: we apply a comprehensive maximum likelihood approach which correctly accounts for the biases introduced by both the sample selection function and the significant errors in both Mg and σ . The *observed* scatter about the $Mg-\sigma$ relations is 0.022 mag in Mgb' and 0.031 mag in Mg_2 ; the *intrinsic* scatter in the global relations, estimated from Monte Carlo simulations, is 0.016 mag in Mgb' and 0.023 mag in Mg_2 .

With too few galaxies per cluster to reliably determine the full relation for each cluster separately, we fix the slopes of the relations at their global values in order to investigate the variation in the zero-point from cluster to cluster. We find that the zero-point has an observed scatter between clusters of 0.012 mag in Mgb' and 0.019 mag in Mg_2 , and that this observed scatter is consistent with the small number of galaxies sampled in each cluster being drawn from a single global relation with intrinsic scatter between galaxies as given above – i.e. the observations do not *require* any scatter in the $Mg-\sigma$ zero-point between clusters. The *allowed* range for the intrinsic scatter between clusters corresponds to cluster-to-cluster systematic errors in FP distances and peculiar velocities with an rms anywhere in the range 0–10 per cent. We therefore cannot determine from the $Mg-\sigma$ relation *alone* whether systematic differences in the mean stellar populations between clusters contribute significantly (or at all) to the errors in distances and peculiar velocities obtained using the FP.

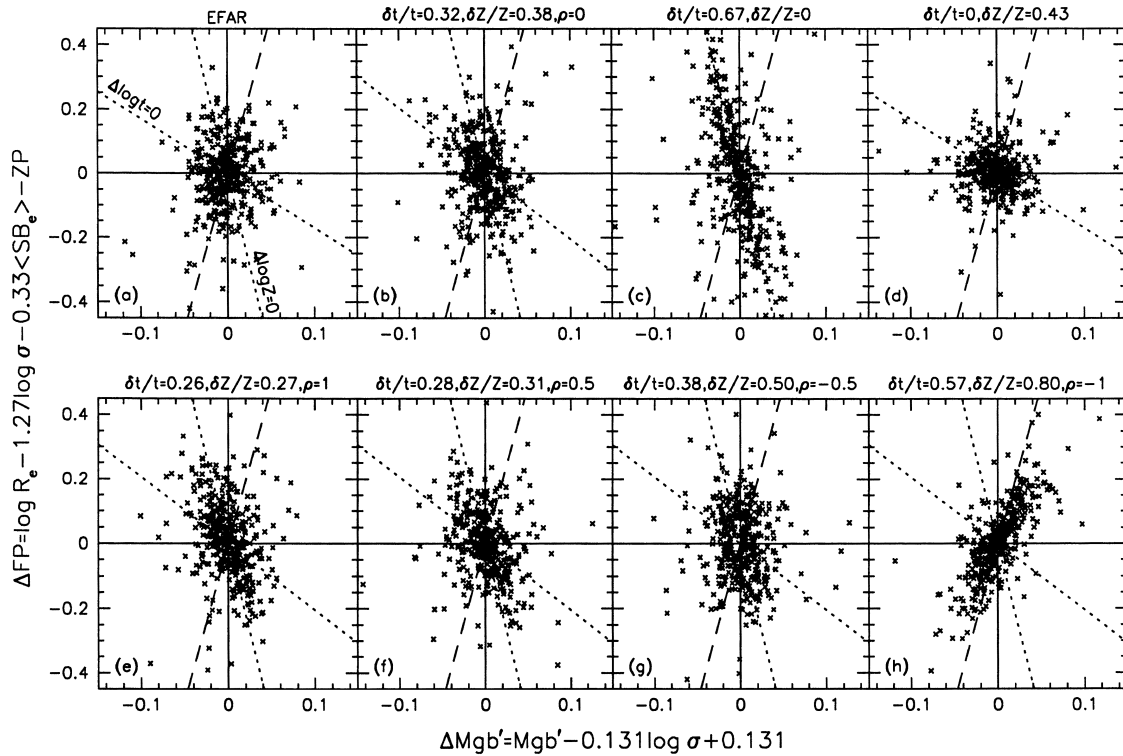


Figure 10. The joint distribution of residuals from the $Mg b' - \sigma$ and FP relations: (a) the residuals for the EFAR data set; (b) a simulation with $\delta t/t = 32$ per cent and $\delta Z/Z = 38$ per cent (the values derived from the intrinsic scatter in the $Mg b' - \sigma$ relation and a FP scatter of 20 per cent assuming the variations in age and metallicity are uncorrelated); (c) a simulation with $\delta t/t = 67$ per cent and $\delta Z/Z = 0$ (from the $Mg b' - \sigma$ intrinsic scatter assuming a dispersion in age only); (d) a simulation with $\delta t/t = 0$ and $\delta Z/Z = 43$ per cent (from the $Mg b' - \sigma$ intrinsic scatter assuming a dispersion in metallicity only). The bottom panel shows simulations consistent with the intrinsic scatter in the $Mg b' - \sigma$ relation and a FP scatter of 20 per cent, and with various assumed correlations between age and metallicity: (e) a simulation with $\delta t/t = 26$ per cent, $\delta Z/Z = 27$ per cent and $\rho = 1$; (f) a simulation with $\delta t/t = 28$ per cent, $\delta Z/Z = 31$ per cent and $\rho = 0.5$; (g) a simulation with $\delta t/t = 38$ per cent, $\delta Z/Z = 50$ per cent and $\rho = -0.5$; (h) a simulation with $\delta t/t = 57$ per cent, $\delta Z/Z = 80$ per cent and $\rho = -1$. The dotted lines are the expected correlations for a dispersion in age alone ($\Delta \log Z = 0$) or metallicity alone ($\Delta \log t = 0$). The dashed line is the correlation expected if the distribution is dominated by the errors in $\log \sigma$.

We have also examined the variation in the $Mg - \sigma$ relation with cluster properties. Our cluster sample ranges from poor clusters to clusters as rich as Coma, having velocity dispersions from 300 to 1000 km s^{-1} and X-ray luminosities spanning $0.3 - 8 \times 10^{44} \text{ erg s}^{-1}$. We do not detect a significant correlation of $Mg - \sigma$ zero-point with cluster velocity dispersion, X-ray luminosity or X-ray temperature, nor is there any significant difference in the $Mg - \sigma$ relations obtained by fitting the galaxies in the high- L_X clusters and low- L_X clusters separately. The predominant factor in the production of Mg in these early-type galaxies (and presumably other α -elements and perhaps their metallicity and star formation history in general) is thus *galaxy* mass and not *cluster* mass. These observations place constraints on semi-analytic models for the formation of elliptical galaxies, which are now beginning to incorporate chemical enrichment and should soon be able to make reliable predictions for the variation of the $Mg - \sigma$ relation with cluster mass.

We apply the single stellar population models of Worthey (1994) and Vazdekis et al. (1996) to place upper limits on the global dispersion in the ages, metallicities and M/L ratios of early-type galaxies of given mass using the intrinsic scatter in the global $Mg - \sigma$ relation. We infer an upper limit on the dispersion in M/L_R of 50 per cent if the scatter in $Mg - \sigma$ is due to age differences alone, or 10 per cent if it is due to metallicity differences alone. These correspond to upper limits on the dispersion in relative galaxy distances estimated

from the FP of 40 per cent (age alone) or 8 per cent (metallicity alone). Since the intrinsic scatter in the FP is found to be 10–20 per cent, one cannot (within the context of the single stellar population models) explain both the scatter in the $Mg - \sigma$ relation and the scatter in the FP as the result of age variations alone or metallicity variations alone.

We therefore determine the joint range of dispersions in age and metallicity that are consistent with the measured intrinsic scatter in both the $Mg - \sigma$ and FP relations. For a simple model in which the galaxies have independent Gaussian distributions in $\log t$ and $\log Z/Z_\odot$, we find upper limits of $\delta t/t = 32$ per cent and $\delta Z/Z = 38$ per cent at fixed galaxy mass. If the variations in age and metallicity are not independent, but have correlation coefficient ρ , we find that so long as ρ is in the range -0.5 to 1 these limits on the dispersions in age and metallicity change by only ± 6 and ± 12 per cent, respectively. Only if the age and metallicity variations are strongly anticorrelated ($\rho \approx -1$) do we obtain significantly higher upper limits, with $\delta t/t$ as large as 57 per cent and $\delta Z/Z$ as large as 80 per cent. The distribution of the residuals from the $Mg - \sigma$ and FP relations is only marginally consistent with a model having no correlation between age and metallicity, and is better matched by a model in which age and metallicity variations are moderately anticorrelated ($\delta t/t \approx 40$ per cent, $\delta Z/Z \approx 50$ per cent and $\rho \approx -0.5$), with younger galaxies being more metal-rich.

Stronger bounds on the dispersion in age and metallicity amongst

early-type galaxies of given mass will require more precise measurements of the deviations from the $Mg-\sigma$ relation and the FP and also improved models for the dependence of the line indices and mass-to-light ratio on age and metallicity. Further powerful constraints can also be obtained by measuring the intrinsic scatter in the $Mg-\sigma$ and FP relations at higher redshifts, since the linestrengths and mass-to-light ratio have different dependences on age.

ACKNOWLEDGMENTS

MC acknowledges the support of a DIST Collaborative Research Grant. DB was partially supported by NSF Grant AST90-16930. RLD thanks the Lorenz Centre and Professor P. T. de Zeeuw. RKM received partial support from NSF Grant AST90-20864. RPS acknowledges financial support by the Deutsche Forschungsgemeinschaft under SFB 375. GW is grateful to the SERC and Wadham College for a year's stay in Oxford, to the Alexander von Humboldt-Stiftung for making possible a visit to the Ruhr-Universität in Bochum and to NSF Grants AST90-17048 and AST93-47714 for partial support. The entire collaboration benefited from NATO Collaborative Research Grant 900159, and from the hospitality and monetary support of Dartmouth College, Oxford University, the University of Durham and Arizona State University. Support was also received from PPARC visitor grants to Oxford and Durham Universities, and PPARC rolling grant 'Extragalactic Astronomy and Cosmology in Durham 1994–98'. We thank the referee, Professor Alvio Renzini, for a critique which resulted in substantial improvements to the paper.

REFERENCES

- Baugh C. M., Cole S., Frenk C. S., 1996, *MNRAS*, 283, 1361
 Bender R., Burstein D., Faber S. M., 1993, *ApJ*, 411, 153
 Bender R., Ziegler B., Bruzual G., 1996, *ApJ*, 463, L51
 Bender R., Saglia R. P., Ziegler B., Belloni P., Greggio L., Hopp U., 1998, *ApJ*, 493, 529
 Bower R. G., Lucey J. R., Ellis R. S., 1992, *MNRAS*, 254, 601
 Bower R. G., Kodama T., Terlevich A., 1998, *MNRAS*, 299, 1193
 Burstein D., Davies R. L., Dressler A., Faber S. M., Lynden-Bell D., Terlevich R. J., Wegner G., 1988, in Kron R. G., Renzini A., eds, *Towards Understanding Galaxies at Large Redshifts*. Kluwer, Dordrecht, p. 17
 Burstein D., Faber S. M., Dressler A., 1990, *ApJ*, 354, 18
 Davies R. L., Burstein D., Dressler A., Faber S. M., Lynden-Bell D., Terlevich R. J., Wegner G., 1987, *ApJS*, 64, 581
 de Carvalho R. R., Djorgovski S., 1992, *ApJ*, 389, L49
 Djorgovski S., Davis M., 1987, *ApJ*, 313, 59
 Dressler A., Lynden-Bell D., Burstein D., Davies R. L., Faber S. M., Terlevich R. J., Wegner G., 1987, *ApJ*, 313, 42
 Ebeling H., Voges W., Böhringer H., Edge A. C., Huchra J. P., Briel U. G., 1996, *MNRAS*, 281, 799

- Ellis R. S., Smail I., Dressler A., Couch W. C., Oemler A., Butcher H., Sharples R. M., 1997, *ApJ*, 483, 582
 Feigelson E. D., Babu G. J., 1992, *ApJ*, 397, 55
 Ferreras I., Charlot S., Silk J., 1998, *ApJ*, in press
 González J. J., 1993, PhD thesis, Univ. California, Santa Cruz
 Gorgas J., Efstathiou G., Aragón-Salamanca A., 1990, *MNRAS*, 245, 217
 Greggio L., 1997, *MNRAS*, 285, 151
 Guzmán R., 1993, PhD thesis, Univ. Durham
 Guzmán R., Lucey J. R., Carter D., Terlevich R. J., 1992, *MNRAS*, 257, 187
 Huchra J., Geller M., Clemens C., Tokarz S., Michel A., 1992, *Bull. CDS*, 41, 31
 Isobe T., Feigelson E. D., Akritas M. G., Babu G. J., 1990, *ApJ*, 364, 104
 Jørgensen I., 1997, *MNRAS*, 288, 161
 Jørgensen I., Franx M., Kjaergaard P., 1993, *ApJ*, 411, 34
 Jørgensen I., Franx M., Kjaergaard P., 1995, *MNRAS*, 276, 1341
 Jørgensen I., Franx M., Kjaergaard P., 1996, *MNRAS*, 280, 167
 Kauffmann G., 1996, *MNRAS*, 281, 487
 Kauffmann G., Charlot S., 1998, *MNRAS*, 294, 705
 Kelson D. D., van Dokkum P. G., Franx M., Illingworth G. D., Fabricant D., 1997, *ApJ*, 478, L13
 Kodama T., Arimoto N., 1997, *A&A*, 320, 41
 Kodama T., Arimoto N., Barger A., Aragón-Salamanca A., 1998, *A&A*, 334, 99
 Lucey J. R., Guzmán R., Steel J., Carter D., 1997, *MNRAS*, 287, 899
 Peletier R. F., 1989, PhD thesis, Univ. Groningen
 Press W. H., Teukolsky S. A., Vetterling W. T., Flannery B. P., 1992, *Numerical Recipes in C*, 2nd edn. Cambridge Univ. Press, Cambridge, p. 645
 Renzini A., Ciotti L., 1993, *ApJ*, 416, L49
 Saglia R. P., Burstein D., Baggle G., Bertschinger E., Colless M. M., Davies R. L., McMahan R. K., Wegner G., 1997, *MNRAS*, 292, 499 (Paper III)
 Saglia R. P., Colless M. M., Burstein D., Davies R. L., McMahan R. K., Watkins R., Wegner G., 1998, in Renzini A., White S. D. M., eds, *Evolution of Large Scale Structure*. Twin Press, in press
 Schweizer F., Seitzer P., Faber S. M., Burstein D., Dalle Ore C. M., González J. J., 1990, *ApJ*, 364, L33
 Shioya Y., Bekki K., 1998, *ApJ*, 504, 42
 Stanford S. A., Eisenhardt P. R., Dickinson M., 1998, *ApJ*, 492, 461
 Tantaló R., Chiosi C., Bressan A., 1998, *A&A*, 333, 419
 Trager S. C., 1997, PhD thesis, Univ. California, Santa Cruz
 Trager S. C., Worthey G., Faber S. M., Burstein D., González J. J., 1998, *ApJS*, 116, 1
 van Dokkum P. G., Franx M., 1996, *MNRAS*, 281, 985
 van Dokkum P. G., Franx M., Kelson D. D., Illingworth G. D., 1998, *ApJL*, 504, 17
 Vazdekis A., Casuso E., Peletier R. F., Beckman J. E., 1996, *ApJS*, 106, 307
 Wegner G., Colless M. M., Baggle G., Davies R. L., Bertschinger E., Burstein D., McMahan R. K., Saglia R. P., 1996, *ApJS*, 106, 1 (Paper I)
 Wegner G., Colless M. M., Saglia R. P., McMahan R. K., Davies R. L., Burstein D., Baggle G., 1999, *MNRAS*, in press (Paper II)
 Whitmore B. C., McElroy D. B., Tonry J. L., 1985, *ApJS*, 59, 1
 Worthey G., 1994, *ApJS*, 95, 107
 Worthey G., Faber S. M., González J. J., 1992, *ApJ*, 398, 69
 Ziegler B. L., Bender R., 1997, *MNRAS*, 291, 527

This paper has been typeset from a $\text{T}_{\text{E}}\text{X}/\text{L}^{\text{A}}\text{T}_{\text{E}}\text{X}$ file prepared by the author.