

Photocatalytic Reduction of CO₂ into Fuels: A Short Review

Marco Piumetti, Debora Fino and Nunzio Russo*

Department of Applied Science and Technology, Politecnico di Torino, Corso Duca degli Abruzzi 24, 10129 Torino, Italy

Abstract: The photocatalytic reduction of CO₂ with water vapour and catalysts under UV irradiation to yield hydrocarbons is a potential way of decreasing greenhouse gas and it represents an attractive alternative energy source to fossil fuels. However, this process still has to overcome several hurdles, because it involves the activation of two stable molecules, H₂O and CO₂, and simultaneous conversion through a multi-step electron transfer reaction.

The problem of CO₂ emission and the possibility of exploiting CO₂ as a raw material reaction is first reported in this short review. Subsequently, the fundamentals of photocatalysis are described. Finally, TiO₂-based photocatalysts are reviewed, taking into consideration the optimization methods that can be adopted to improve performances. The information gained from this analysis will help to contribute towards a better understanding of the main parameters that affect the activity of photocatalysts and will ultimately lead to the optimized synthesis of more efficient photocatalytic material for the photocatalytic reduction of CO₂ to fuels.

Keywords: CO₂ conversion, Solar fuels, Photocatalyst, TiO₂.

1. INTRODUCTION

The use of fossil fuels results in a dilemma for society. On one hand, the combustion of coal, natural gas and oil satisfies about 90 per cent of our current energy needs. However, it produces, and releases into the atmosphere, more than 3.5 t of carbon dioxide (CO₂) for each 1 t of equivalent carbon burned [1].

Moreover, the Earth's surface temperature has risen by approximately 0.6 K over the past century, with particularly significant increases over the past 20 years.

There are many reasons why fossil fuels remain so popular: they are accessible, in different forms, in almost all of the world; humans have learned how to use them effectively to provide energy for a variety of applications; they are relatively cheap and easily transportable.

It is clear that, in our current global energy economy, a higher standard of living means increasing energy consumption [2].

This situation is shown in Figure 1, where the human development index (HDI) is plotted against the per capita energy consumption, with energy expressed in units of kilogram equivalents of oil.

The current approaches towards the reduction of CO₂ emissions are mainly focused on carbon capture

and storage (CCS). Carbon capture refers to the removal of CO₂ from flue gas, by means of gas separation, before it is released into the atmosphere, while carbon sequestration (storage) refers to the isolation of CO₂ from the atmosphere.

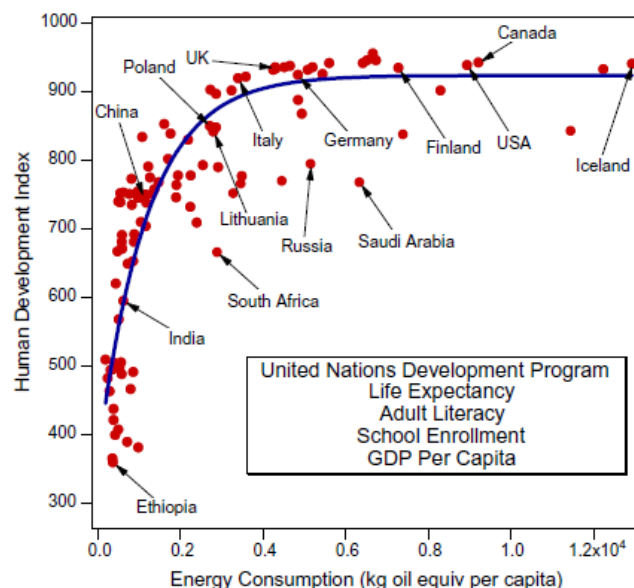


Figure 1: The Human Development Index, a measure of the quality of life developed by the United Nations Development Program, is plotted against the per capita energy consumption of 103 of the world's most populous nations, representing a total of 5.763 billion people. The data refer to 2004 [2].

At present, the most commonly used technologies for the capture of CO₂ are gas absorption into chemical solvents, permeation through membranes, gas adsorption into a solid sorbent and cryogenic distillation, but none of these are economically convenient.

*Address correspondence to this author at the Department of Applied Science and Technology, Politecnico di Torino, Corso Duca degli Abruzzi 24, 10129 Torino, Italy, Tel: +39-011-0904710; Fax: +39-011-0904624; E-mail: nunzio.russo@polito.it

A reduction in CO₂ emissions can be achieved through three approaches: post combustion capturing, pre-combustion capturing and oxy fuel combustion [3].

A fourth option, which is the topic of this work, is to use captured CO₂ to synthesize sustainable hydrocarbon fuels [4].

The great advantage of liquid fuels (e.g. petroleum, diesel and others) is their intrinsic chemical energy content and the easiness by which they are stored and transported.

It is possible to reduce CO₂ with hydrogen or even electricity, to synthesize sustainable fuels, but the renewable source that has to be used as the vector to transform CO₂ into fuels would not contribute to the net CO₂ emissions.

An idealized energy cycle is shown in Figure 2, where CO₂ is transformed into carbon neutral liquid fuels and sustainable or renewable electricity is used to

produce hydrogen and the resulting Fischer-Tropsch process liquid hydrocarbon fuels [5].

The energy requirements for the production of such renewable fuels depend on the methods that are used to capture CO₂ and to produce hydrogen.

In a recent survey of their work, Olah *et al.* have stated: "Carbon dioxide can be chemically transformed from a detrimental greenhouse gas causing global warming into a valuable, renewable and inexhaustible carbon source of the future allowing environmentally neutral use of carbon fuels and derived hydrocarbon products" [6].

Therefore, the aim throughout the world is to improve capture and storage technologies; this will allow large amount of CO₂ to be obtained, which will then become available as feedstock for innovative conversion to synthetic fuels.

CO₂ is a highly stable molecule. Therefore, for the chemical conversion of carbon dioxide to a synthetic

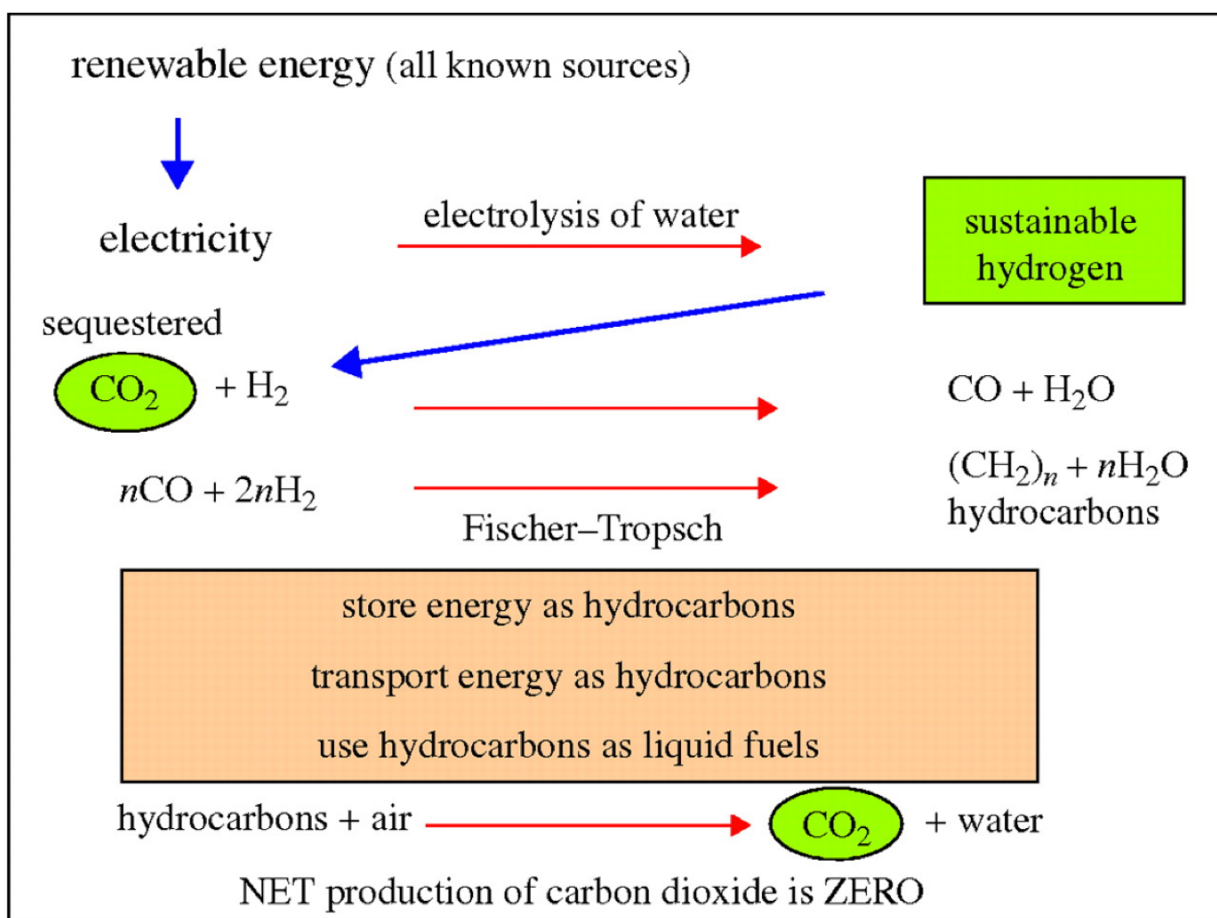


Figure 2: A generic energy cycle using captured or sequestered CO₂ and sustainable or renewable hydrogen to yield carbon-neutral or renewable carbonaceous fuels [5].

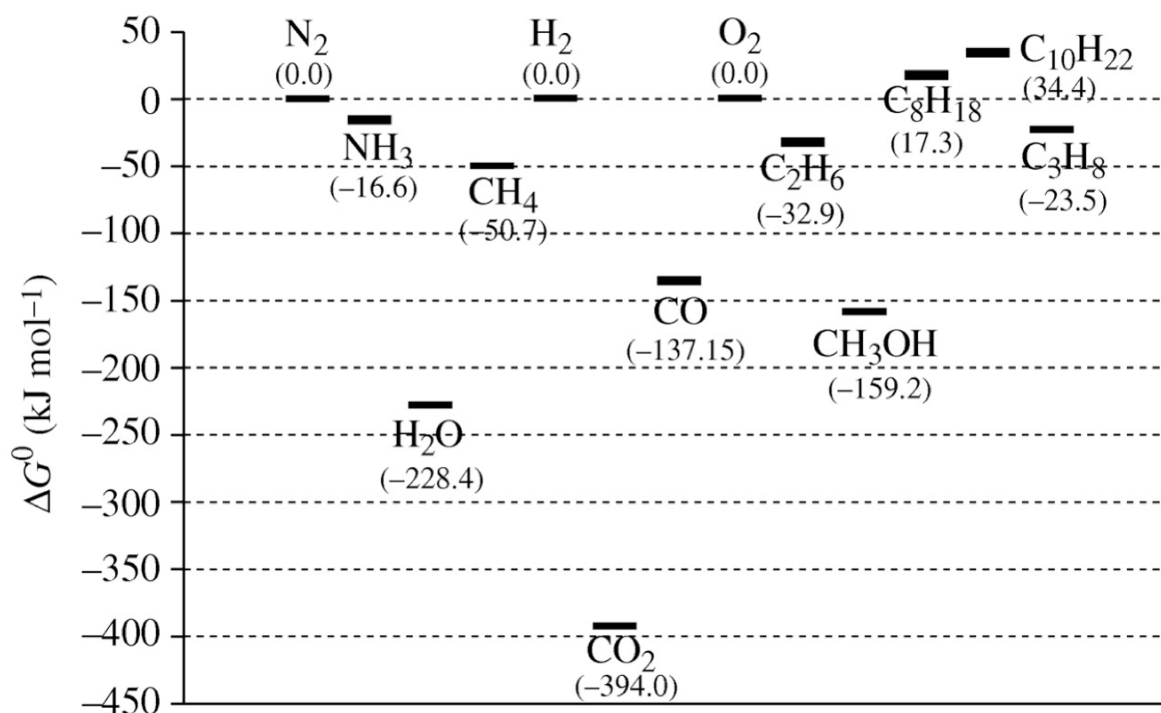


Figure 3: Gibbs free energy of formation for selected chemicals (data compiled and calculated from the NIST database, <http://webbook.nist.gov/chemistry/name-ser.html>). Here, the ΔG^0 of the constituent elements is taken as the reference point [5].

fuel, it is necessary to assure a high energy input, optimized reaction conditions and very active catalysts. A key aspect of the thermodynamics of any possible CO₂ conversion is illustrated in Figure 3.

However, it is important that any chemical reaction is driven by the differences in Gibbs free energy between the reactants and the products of a chemical reaction, as can be seen from the Gibbs-Helmholtz relationship:

$$\Delta G^0 = \Delta H^0 + T\Delta S^0 \quad (1)$$

Neither term (ΔH^0 or $T\Delta S^0$) of Gibbs free energy is favourable for the conversion of CO₂ into other molecules [7].

Owing to the strong carbon-oxygen bond, a considerable amount of energy must be provided to obtain the carbon reduction.

Although the entropy term makes little or no contribution to the thermodynamic driving force for any reaction involving CO₂, the enthalpy term should be taken as an initial point to assess the thermodynamic stability and feasibility of any CO₂ conversion. According to Freund and Roberts, the use of CO₂ as a reactant will only emerge with the employment of novel catalytic chemistry [7].

However, ΔG^0 only provides information on the yield of the products at equilibrium through the relationship $\Delta G^0 = -RT \ln K$, and the kinetics of such a process might be favourable.

Thus, if the kinetics are favourable, a CO₂ reduction to CO may also be possible on the metal surface, or some other catalytic material, e.g. nanoscale metal particles encapsulated in nanoporous or mesoporous hosts [8, 9].


Endothermic chemical reactions are the basis of a large number of industrial-scale chemical manufacturing processes. Steam reforming of hydrocarbons to syngas is the classic example:



$$\Delta H^0 = +206.3 \text{ kJ mol}^{-1} \quad (3)$$

This highly endothermic reaction is used worldwide for the high-volume production of hydrogen in the gas, food and fertilizer industries.

Dry reforming instead shows the reaction of CO₂ with a hydrocarbon, CH₄. This reaction is important to understand the mechanisms that are involved in the conversion of CO₂ in flue gas to produce chemical fuels:



$$\Delta H^0 = +247.3 \text{ kJmol}^{-1} \quad (5)$$

It is important to note that these two reactions give rise to syngas with different H₂/CO molar ratios. Both are useful for the formation of syngas for an eventual production of liquid fuel [5].

The enthalpy contributions that point out the importance of the chemical reactions to convert CO₂ are shown in Figure 4. Thermodynamically speaking, the conversion of CO₂ is easier if it is used as a co-reactant with other substances that have higher Gibbs free energy, e.g. H₂ or CH₄.

These hydrogen-bearing energy carriers give up their intrinsic chemical energy to promote the conversion of CO₂ [5].

Thus, the reaction heats for the production of CO from CO₂ as a single reactant or with CO₂ as a co-reactant are particularly significant. It is important to compare the energetics of the thermal dissociation of CO₂,



$$\Delta H^0 = +293.0 \text{ kJmol}^{-1} \quad (7)$$

with that of the reaction of CO₂ with H₂,



$$\Delta H^0 = +51.0 \text{ kJmol}^{-1} \quad (9)$$

Similarly, increasing the amount of oxygen in the dry reforming reaction leads to a decrease in the enthalpy of the reaction.

2. PHOTOCHEMICAL PRODUCTION OF SYNTHETIC FUELS

As previously mentioned, CO₂ reduction is a highly endothermic process, therefore the sustainable utilization of CO₂ is only possible if renewable energy, such as solar, wave, wind or nuclear energy, is used as an energy source.

The solar photocatalytic reduction of CO₂ has the potential of being a means of recycling CO₂ and of storing intermittent solar energy in synthetic carbon-neutral fuels that are suitable for storage and use in the residential, industrial and transportation sectors.

For this reason, an increase in the efficiency of the photoreduction of the CO₂ process is one of the most challenging tasks of environmental catalysis.

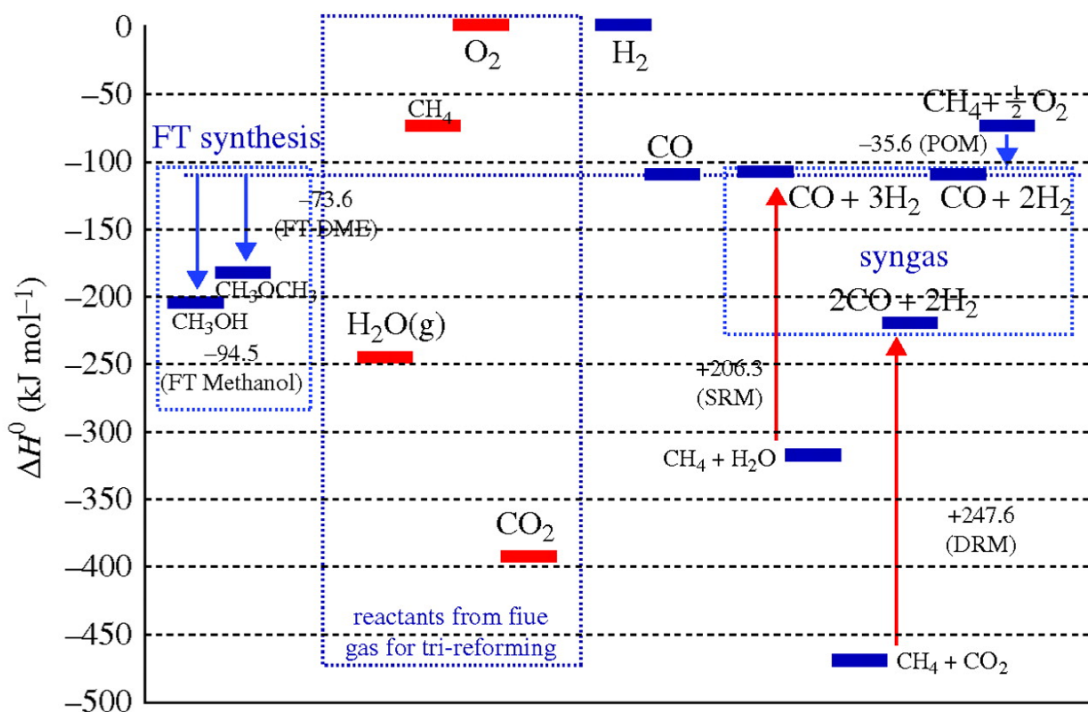



Figure 4: Gibbs free energy of formation for selected chemicals. The ΔH^0 of the constituent elements is taken as the reference point [5].

The study of photocatalysis started during the seventies. This phenomenon was discovered in 1972 by Fujishima and Honda who split water using solar energy (photo-electrolysis), in the same way as happens with the photosynthesis of the chlorophyll [10].

For this purpose, they modelled an electrochemical circuit made up of two electrodes immersed in water: a single crystal of TiO₂ and an electrode of Pt. After illumination of the TiO₂ surface, using radiation with a lower wavelength than 415 nm, they noted a flow of current from the Pt electrode to the TiO₂ electrode through an external circuit.

From the direction of the flow of the current, they deduced that an oxidation reaction occurs on the TiO₂ electrode while, a reduction reaction occurs on the Pt electrode.

In this way, Fujishima and Honda proved that water can be split into oxygen and hydrogen using UV-visible light, according to the following mechanism:



The overall reaction is:



The reaction took place, in the presence of titanium dioxide (TiO₂), under UV irradiation, at room temperature.

Heterogeneous photocatalysis is defined as: "a catalytic process during which one or more reaction steps occur by means of electron-hole pairs photo-generated onto the surface of semiconducting materials illuminated by light with suitable energy" [11].

The first steps of the photocatalytic reduction of CO₂ are the absorption of photons by a photocatalytic material and the conversion of these photons into electron-hole pairs that have to be spatially separated to obtain chemical reduction and oxidation half-reactions at the semiconductor-electrolyte interface.

As far as CO₂ photoreduction using water as the co-reactant is concerned, water oxidation and CO₂ reduction have to occur simultaneously.

However, the current CO₂ photoreduction catalysts are not sufficiently effective enough, because of the

inefficient absorption of solar energy, the fast recombination of the photoexcited electron-hole pairs and the backward redox reactions.

2.1. Principles and Mechanism

Photocatalysis is a process by which a catalyst is activated by photons. This process involves a catalyst, generally a semiconductor, absorbing photon energy to promote an electron transfer from the valence band (VB) to the conduction band (CB).

The energy difference (ΔE_g) between the valence band and the conduction band is called energy band gap; its value for a semiconductor is considered to be equal to or less than 4 eV (Figure 5).

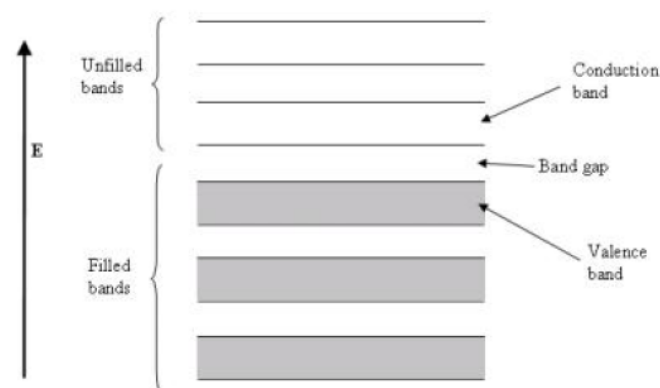


Figure 5: Band structure in a semiconductor.

According to the band gap model [12], VB electrons can be transferred to the CB when the semiconductor is illuminated by photons with energy equal to or higher than the band gap (minimum energy that the light has to have to make the material electrically conductive). In this way, a hole forms in the valence band and a negative charge (electron) forms in the conduction band. This system is known as an electron-hole pairs. After migration to the semiconductor surface [13], electron-hole pairs may induce a redox reaction through adsorbates with a suitable redox potential [14].

As shown in Figure 6, a catalyst performs as both an electron donor (route A) and an acceptor (route B).

When the semiconductor is in contact with water, these holes (h^+) can produce hydroxyl radicals ($\text{OH}\cdot$), while the electrons (e^-) can produce a super-oxide anion (O_2^-). These two highly reactive species are able to decompose adsorbed substances [10].

From a thermodynamic point of view, if the redox potential of the VB is more positive than that of the adsorbates, holes can oxidize adsorbed compounds.

Instead, if the redox potential of the VB has a more negative redox potential than the adsorbates, CB electrons can reduce adsorbed species. At the same time, electron-hole pair recombination occurs with the release of thermal energy and/or light [16].

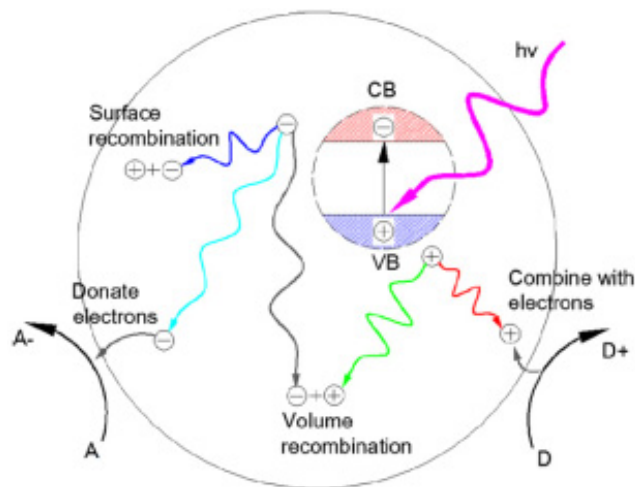


Figure 6: Light excitation effect on a generic semiconductor material: electron and hole pairs formation [15].

The photocatalytic process rate depends above all on the type of semiconductor and on the type of electromagnetic radiation [30].

A good catalyst should have the following characteristics:

- The hole redox potential should be sufficiently positive to allow the donor function;
- The electron redox potential should be sufficiently negative to allow the acceptor function;
- Good stability, with no release of toxic photo-products.
- Other factors, that can influence a photocatalytic reaction, are:
 - The pH of the medium, with which the semiconductor is in contact, which influences the semiconductor charge;
 - The concentration of the substrate, which influences the reaction kinetics;
 - The temperature.

Several semiconductors are used as photocatalysts: TiO₂, ZnO, CdS and Fe₂O₃. Of these semiconductors,

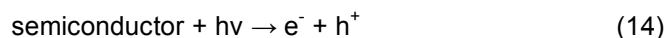
hematite shows a lower photocatalytic activity than TiO₂, even though it absorbs in the visible range; ZnO and CdS, besides being less photoactive than TiO₂, also have the disadvantages of releasing, Cd²⁺ and Zn²⁺ ions into the solution [17].

TiO₂ seems to be the ideal photocatalyst as it is:


- Not expensive;
- Available in nature;
- Not harmful;
- Strongly oxidising.

Moreover, the photogenerated electrons are sufficiently reducing to produce the superoxide anion of the oxygen [18].

Several oxidation reactions occur in an irradiated semiconductor, but the most interesting are:



The generation of a superoxide radical is followed by:



Finally, hydroxyl radicals are generated through the following reaction:



Equation 14 refers to the formation of an electron-hole pair in the semiconductor, after solar irradiation; equation 15 is relative to the recombination of the electron-hole pair on the particle surface.

In order to boost the activity of a photocatalyst, it is necessary to suppress, or at least to reduce, reaction 15, so as to promote reactions 16 and 19. In this way, the formed radical will attach adsorbed organic substrate, and the photo-oxidation process will be started.

The species that form are strongly oxidizing: with the exception of fluorine, hydroxyl radicals are the strongest oxidizers present in nature.

The photocatalytic reactions that occur between a photocatalyst and the adsorbed species follow Langmuir-Hinshelwood kinetics, where the rates of reaction, R , are proportional to the extent of the covering of the adsorbed species, according to this equation:

$$R = -dC/dt = k_r\theta = k_rKC/1+KC \quad (20)$$

where k_r is the reaction constant, K is the adsorption coefficient of the reactant and C is the reactant concentration [19]. When the concentration of the organic substances (reactant) is low, the KC term is negligible and, equation 20 can be approximated to a pseudo-first-order reaction.

2.2. Mechanism of CO₂ Photo-Catalytic Reduction with TiO₂

The photocatalytic conversion of CO₂ into useful products, mainly CH₄ and other inorganic and organic substances such as: CO, HCOOH, HCHO, CH₃OH, has been studied for a long time [20-24]. Even though knowledge is still limited, the reaction mechanisms proposed until now are based on the observed charge transfer and reaction orders that have been acquired from macroscopic electrochemical testing [25]. According to the published literature, CO₂ photochemical reduction follows different reaction pathways, depending on the used catalyst and on the experimental conditions. The mechanism represented in Figure 7, for the photocatalytic conversion of CO₂ with TiO₂ using water as the reductant, was proposed by Tan *et al* [26].

When UV light with sufficient photonic energy ($h\nu$) and an appropriate wavelength are used, photon-

generated electrons and holes are formed on the TiO₂ catalyst surface. The holes first react with the H₂O vapour adsorbed on the catalyst, and hydroxyl radicals ($\cdot\text{OH}$) and hydrogen ions (H^+) are produced. The water is then oxidized by the $\cdot\text{OH}$ radicals, and oxygen and H^+ are formed. In the meantime, CO₂ molecules are reduced to carbon radicals ($\cdot\text{C}$), with CO as a byproduct. At the end, the carbon radicals react with H^+ to produce CH₄. The eventual presence of CO in the gaseous product mixture is due to an incomplete CO₂ reduction, which in turn could be due to different reasons (for example: insufficient H^+ amount, or the recombination of $\cdot\text{C}$ radicals and oxygen on the catalyst surface).

2.3. TiO₂ Based Catalysts

Semiconductor materials, such as TiO₂, ZnO, ZrO₂, CdS, ZnS, Fe₂O₃, SiC, WO₃, and various combinations have been applied for photocatalytic purposes. Considering their commercial availability, as well as their suitable optical/electronic qualities and chemical stability, TiO₂ nano-materials appear to be promising candidates [25]. Titanium dioxide can be used for many applications, because of its unique characteristics. Such a material can be employed to develop easy to clean surfaces and self-cleaning surfaces, because it is super hydrophilic. Moreover, TiO₂ is known for its capability to generate high mobility electrons and holes when exposed to light, which are able to promote chemicals reactions. Its unique photocatalytic properties make titanium dioxide a good catalyst for the degradation reaction of many wastes [27]. Kinetic studies have shown that the photocatalytic activity of TiO₂ depends on the crystalline form, and controversial

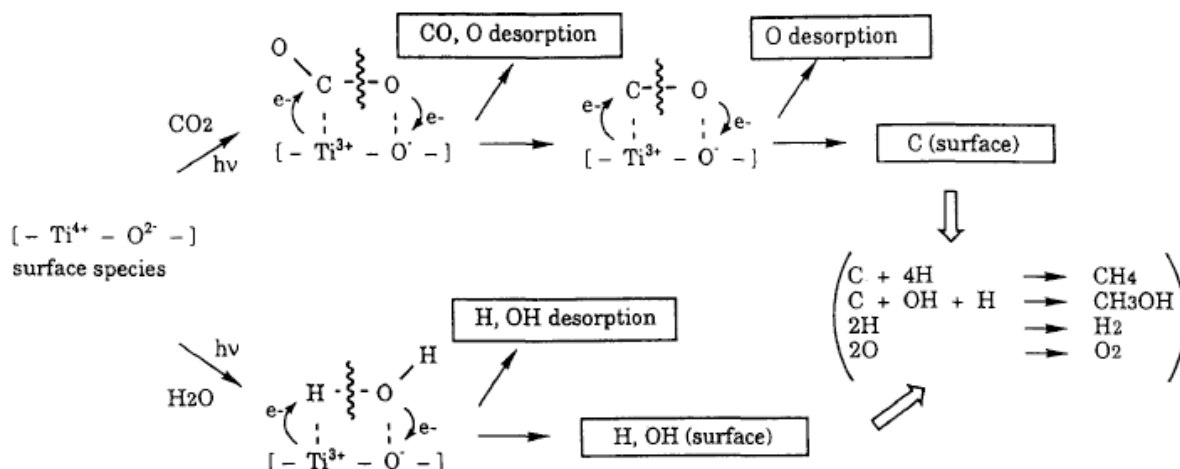


Figure 7: Schematic representation of the photocatalytic reduction of CO₂ with H₂O on the anchored titanium oxide [26].

results have been reported in the literature. Some authors have in fact stated that anatase is more reactive than rutile [28, 29]. Others have found that rutile works better [30-32], while some others have detected synergistic effects in the photocatalytic activity when both phases are used together [33-35]. Since the photocatalytic reduction of CO₂ over TiO₂ under UV light was first discovered, many techniques have been applied to investigate suitable sensitizers for visible-light adsorption and to increase the activity of the reaction. Titanium dioxide, used as a catalyst for UV irradiation, is considered the best oxide for this purpose, and it has adequate band-gap values (of around 3.0 and 3.2 eV for rutile and anatase, respectively). Moreover, titanium oxide is reasonably cheap, photo-stable and non-toxic, making it a perfect candidate for the photocatalytic process [26], and thus satisfies the thermodynamic requirements needed for the occurrence of the investigated photocatalytic reactions. Despite extensive research and the progress that has been made, the photocatalytic conversion of CO₂ by TiO₂ is still far from the practical application stage, due to the low product yields [25]. Its efficiency in reducing carbon dioxide is in fact still very low. The reasons for this low reduction rate are not obvious and not fully understood. One of the main objectives of this study is to obtain a better understanding of the fundamental mechanisms behind the photocatalytic reduction reaction of CO₂. One of the challenges for the application of these semiconductor photocatalysts is the fast recombination of photo induced holes (h⁺) and electrons (e⁻). Another challenge is the requirement of UV light excitation, due to the wide band gap of TiO₂ [36]. Titanium oxide can only be excited by high energy UV irradiation with a shorter wavelength than 387.5 nm [27]. As a result, the efficiency of CO₂ conversion to fuels is generally low. Many attempts have been made to improve its productivity, and some important characteristics of this material have been changed. Some examples, found in literature, are reported hereafter:

- Shape. TiO₂ can be produced in powder, pellet [26] and film [37] form. Moreover, many advanced nano-architectures have been engineered, such as: nanoparticles [38], nanotubes [39] nanorods and nanoribbons [40]. The smaller the material dimension, the higher the specific surface area, and the reduction efficiency increases. Detailed studies on TiO₂ powders, in which their dimensions have been changed, have shown that the highest methane

production is reached for a grain size of 14 nm [41]. The band gap of TiO₂ semiconductor becomes larger for decreasing nanoscale particle sizes and the surface area increases. The specific surface area determines the active sites available for the reaction to take place. Smaller TiO₂ particles absorb more photoenergy; higher yields of methane and methanol are obtained, especially with nanoparticles with diameters of 29 to 14 nm. When the particle size is further reduced to 4.5 nm, the CO₂ reduction rate instead decreases, probably due to the change in optical and electronic properties of the nanometer crystals [42].

- Noble metal, transition metal and rare earth element loading. Noble metal and transition metal loading plays an important role in TiO₂ photocatalysis, and its effect is remarkable in CO₂ photoreduction. The modification of TiO₂ with metal (e.g. Pt [43], Ag [44] or Cu [45]) particles or clusters has been reported to suppress charge recombination, because the loaded co-catalysts serve as electron traps [46, 47]. Photocatalytic activity is therefore improved. However, too high concentrations of metal dopants may lead to the formation of recombination centers that, in turn, lead to reduced catalyst efficiency. While metal modifications on TiO₂ apparently enhance charge separation, they make a limited contribution to extending the photo response to the visible light region [47]. Even rare earth elements, such as Ru [48], have been used to improve catalyst properties.
- Non-metal doping. It has been widely reported that doping or co-doping TiO₂ with non-metals (e.g. C, N, S, P, etc.) results in a significant band gap narrowing, which, in turn, leads to high photocatalytic efficiency under visible light irradiation [47].
- Dispersion of Ti or TiO₂ species in a support material. Another way of increasing the CO₂ reduction efficiency of titanium oxide is to disperse it in a carrier material, such as mesoporous zeolite [49], glass or mesoporous materials [50]. The anchoring method allows a good spreading of the Ti species, which act as active sites for carbon dioxide reduction, in the carrier material pores. Mesoporous frameworks have unique characteristics, such as nanoscale

pores, unusual internal surface topologies, and other particular features that endures a unique local structure and high selectivity in photoreduction to the catalyst prepared within. These kinds of materials have a greater efficiency than titanium oxide.

3. CONCLUSION

One of the most promising technologies for the production of solar fuels from renewable energy sources is the photocatalytic reduction of CO₂ in the presence of water vapour. However, the greatest challenge of this technology is the development of efficient photocatalysts that are able to overcome the high over-potential required to perform the CO₂ reduction reaction, which is responsible for the slow kinetics of such a photo-catalytic process. The structures and properties of TiO₂-based catalysts have been reviewed in this paper. This review clearly shows that while a significant improvement in the development of TiO₂-based photocatalyst has been made, there is still considerable room for further improvement. The main parameters that affect the activity of the TiO₂-based photocatalysts discussed in this review could be a good basis for further development of high performance photocatalytic reactors.

REFERENCES

- [1] Mikkelsen M, Jorgensen M, Krebs FC. The Teraton Challenge. A Review of fixation and transformation of carbon dioxide. *Energy Environmental Science* 2010; 3: 43-81
- [2] Kolasinski W K. Frontiers of surface science. *Current Opinion in Solid State and Materials Science* 2006; 10: 129-131
- [3] Nguyen T V, Wu JCS. Photoreduction of CO₂ to fuels under sunlight using optical-fiber reactor. *Solar Energy Materials and Solar Cells* 2008; 92: 864-872
- [4] Olah GA. Beyond oil and gas: the methanol economy. *Angewandte Chemie International Edition* 2005; 44: 2636-2639
- [5] Jiang Z, Xiao T, Kuznetsov VL, Edwards PP. Turning carbon dioxide into fuel. *Philosophical Transaction of the Royal Society A* 2010; 368: 3343-3364
- [6] Olah GA, Goepfert A, Surya Prakash GK. Chemical recycling of carbon dioxide to methanol and dimethyl ether: from greenhouse gas to renewable, environmentally carbon neutral fuels and synthetic hydrocarbons. *The Journal of Organic Chemistry* 2002; 74: 487-498
- [7] Freund HJ, Roberts MW. Surface chemistry of carbon dioxide. *Surface Science Reports* 1996; 25: 225-273
- [8] Centi G, Perathoner S. Opportunities and prospects in the chemical recycling of carbon dioxide to fuels. *Catalysis Today* 2009; 148: 191-205
- [9] Pan X, Fan Z, Chen W, Ding Y, Luo H, Bao X. Enhanced ethanol production inside carbon-nanotube reactors containing catalytic particles. *Nature Materials* 2007; 6: 507-511
- [10] Fujishima A, Honda K. Electrochemical photolysis of water at a semiconductor electrode. *Nature* 1972; 238: 37-38
- [11] Palmisano L, Sclafani A. Heterogeneous photocatalysis 1997; 109-132. Schiavello, M, ed, Wiley & Sons, Chichester.
- [12] Demeestere K, Dewulf J, Langenhove HV. Heterogeneous photocatalysis as an advanced oxidation process for the abatement of chlorinated. *Critical Reviews in Environmental Science and Technology* 2007; 37:489-538
- [13] Anpo M, Chiba K. Photocatalytic reduction of CO₂ on anchored titanium-oxide catalyst. *Journal of Molecular Catalysis* 1992; 74: 207-212
- [14] Adachi K, Ohta K, Mijuma T. Photocatalytic reduction of carbon-dioxide to hydrocarbon using copper-loaded titanium dioxide. *Solar Energy* 1994; 53: 187-190
- [15] Liu G, Hoivik N, Wang K, Jakobsen H. Engineering TiO₂ nanomaterials for CO₂ conversion/solar fuels. *Solar Energy Materials and Solar Cells* 2012; 105: 53-68
- [16] Anpo M, Yamashita H, Ichihashi Y, Fuji Y, Honda M. Photocatalytic reduction of CO₂ with titanium oxides anchored within micropores of zeolites: effect of the structure of the active sites and the addition of Pt. *Journal of Physical Chemistry B* 1997; 101: 2632-2636
- [17] Fox MA, Dulay MT. Heterogenous photocatalysis. *Chemical Review* 1993; 93: 341-357
- [18] Fujishima A, Rao TN, Tryk DA. Titanium dioxide photocatalysis. *Photochemical and Photobiology C* 2000; 1: 1-21
- [19] Ibadon AO, Greenway GM, Yue Y, Falaras P, Tsoukleris D. The photocatalytic activity and kinetics of the degradation of an anionic azo-dye in a UV irradiated porous titania foam. *Applied Catalysis B-Environmental* 2008; 84: 351-355
- [20] Indrakanti VP, Kubicki JD, Schobert HH. A photo-induced activation of CO₂ on Ti-based heterogeneous catalyst: current state, chemical physics-based insights and outlook. *Energy Environmental Science* 2009; 2: 745-758
- [21] Centi G, Perathoner S. Towards solar fuels from water and CO₂. *ChemSusChem* 2010; 3: 195-208
- [22] Usubharatana P, McMartin D, Veawab A, Tontiwachwuthikul P. Photocatalytic process for CO₂ emission reduction from industrial flue gas streams. *Industrial & Engineering Chemistry Research* 2006; 45: 2558-2568
- [23] Dey GR. Chemical reduction of CO₂ to different products during photocatalytic reaction on TiO₂ under diverse conditions: an overview. *Journal of natural gas chemistry* 2007; 16: 217-226
- [24] Tan S, Zou L, Hu E. Kinetic modeling for photosynthesis of hydrogen and methane through catalytic reduction of carbon dioxide with water vapor. *Catalysis Today* 2008; 131: 125-129
- [25] Richter RK, Ming T, Cailloil. Fighting global warming by photocatalytic reduction of CO₂ using giant photocatalytic reactors. *Renewable and Sustainable Energy Reviews* 2013 19: 82-106
- [26] Anpo M, Yamashita H, Ichihashi Y, Ehara S. Photocatalytic reduction of CO₂ with H₂O on various titanium oxide catalysts. *Journal of Electroanalytical Chemistry* 1995; 396: 21-26
- [27] Marchisio DL, Omegna F, Barresi A. Production of TiO₂ nanoparticles with controlled characteristics by means of a Vortex Reactor. *Chemical Engineering Journal* 2009; 146: 456-465
- [28] Zuo GM, Cheng ZX, Chen H, Li GW, Miao T. Study of photocatalytic degradation of several volatile organic compounds. *Journal of Hazardous Materials B* 2006; 128: 158-163
- [29] Linsebigler AL, Lu GQ, Yates JT. Photocatalysis on TiO₂ surfaces: principles, mechanisms, and selected results. *Chemical Review* 1995; 95: 735-758
- [30] Watson SS, Beydoun D, Scott JA, Amal R. The effect of preparation method on the photoactivity of crystalline

- titanium dioxide particles. *Chemical Engineering Journal* 2003; 95: 213–220
- [31] Mills A, Elliott N, Hill G, Fallis D, Durrant JR, Willis RL. Preparation and characterisation of novel thick sol–gel titania film photocatalysts. *Photochemical Photobiological Sciences*; 2003; 2: 591–596
- [32] Habibi MH, Vosoughian H. Photocatalytic degradation of some organic sulfides as environmental pollutants using titanium dioxide suspension. *Journal of Photochemistry and Photobiology A* 2005; 174: 45–52
- [33] Bacsa RR, Kiwi J. Effect of rutile phase on the photocatalytic properties of nanocrystalline titania during the degradation of p-coumaric acid. *Applied Catalysis B: Environmental* 1998; 16: 19–29
- [34] Watson JM, Cooper AT, Flora JRV. Nano-glued titanium dioxide aerogels for photocatalysis. *Environmental Engineering Science* 2005; 22: 666–675
- [35] Yan MC, Chen F, Zhang JL, Anpo M. Preparation of controllable crystalline titania and study on the photocatalytic properties. *Journal of Physical Chemistry B* 2005; 109: 8673–8678
- [36] Zhang Q, Li Y, Ackerman EA, Josifovska MG, Li H. Visible light responsive iodine-doped TiO₂ for photocatalytic reduction of CO₂ to fuels. *Applied Catalysis A: General* 2011; 400: 195–202
- [37] Shioya Y, Ikeue K, Ogawa M, Anpo M. Synthesis of transparent Ti-containing mesoporous silica thin film materials and their unique photocatalytic activity for the reduction of CO₂ with H₂O. *Applied Catalysis A: General* 2003; 254: 251–259
- [38] Xia XH, Jia ZJ, Yu Y, Liang Y, Wang Z, Ma LL. Preparation of multi-walled carbon nanotube supported TiO₂ and its photocatalytic activity in the reduction of CO₂ with H₂O. *Carbon* 2007; 45: 717–721
- [39] Li J, Fu N, Lu G. Photocatalytic methanation of CO₂ over TiO₂ nanoribbons. *Chinese Journal of Inorganic Chemistry* 2010; 26: 2175–2181
- [40] Kočí K, Obalová L, Matějová L, Plachá D, Lacný Z, Jirkovský J, Šolcová O. Effect of TiO₂ particle size on the photocatalytic reduction of CO₂. *Applied Catalysis B: Environmental* 2009; 89: 494–502
- [41] Uner D, Oymak MM, Ipek B. CO₂ utilisation by photocatalytic conversion to methane and methanol. *International Journal of global warming* 2011; 3: 142–161
- [42] Zhang QH, Han WD, Hong YJ, Yu JG. Photocatalytic reduction of CO₂ with H₂O on Pt-loaded TiO₂ catalyst. *Catalysis Today* 2009; 148: 335–340
- [43] Koci K, Mateju K, Obalova L, Krejčíková S, Lacny Z, Plachá D, Capek *et al.* Effect of silver doping on the TiO₂ for photocatalytic reduction of CO₂. *Applied Catalysis B: Environmental* 2010; 96: 239–244
- [44] Slamet S, Nasution HW, Purnama E, Kosela S, Gunlazuardi J. Photocatalytic reduction of CO₂ on copper-doped titania catalysts prepared by improved-impregnation method. *Catalysis Communications* 2005; 6: 313–319
- [45] Li X, Zhuang Z, Li W, Pan H. Photocatalytic reduction of CO₂ over noble metal-loaded and nitrogen-doped mesoporous TiO₂. *Applied Catalysis A: General* 2012; 429–430: 31–38
- [46] Sasirekha N, Basha SJS, Shanthi K. Photocatalytic performance of Ru doped anatase mounted on silica for reduction of carbon dioxide. *Applied Catalysis B: Environmental* 2006; 62: 169–180
- [47] Khan SUM, Al-Shahry M, Ingler Jr WB. Efficient photochemical water splitting by a chemically modified n-TiO₂. *Science* 2002; 297: 2243–2245
- [48] Sato S. Photocatalytic activity of NO_x doped TiO₂ in the visible region. *Chemical Physics Letters* 1986; 123: 126–128
- [49] Lin L, Lin W, Zhu YX, Zhao BY, Xie YC. Phosphor-doped Titania: a novel photo-catalyst active in visible light. *Chemistry Letters* 2005; 34: 284–285
- [50] Anpo M, Yamashita H, Ikeue K, Fujii Y, Zhang SG *et al.* Photo-catalytic reduction of CO₂ with H₂O on Ti-MCM-41 and Ti-MCM-48 mesoporous zeolite catalysts. *Catalysis Today* 1998; 44: 327–332

Received on 02-10-2014

Accepted on 16-10-2014

Published on 24-11-2014

<http://dx.doi.org/10.15379/2408-9834.2014.01.02.03>© 2014 Piumetti *et al.*; Licensee Cosmos Scholars Publishing House.

This is an open access article licensed under the terms of the Creative Commons Attribution Non-Commercial License (<http://creativecommons.org/licenses/by-nc/3.0/>), which permits unrestricted, non-commercial use, distribution and reproduction in any medium, provided the work is properly cited.