

Himmelfarb Health Sciences Library, The George Washington University Health Sciences Research Commons

Epidemiology and Biostatistics Faculty Publications

Epidemiology and Biostatistics

5-16-2017

Cohort profile: seek, test, treat and retain United States criminal justice cohort.

Redonna Chandler

Michael S Gordon


Bridget Kruszka

Lauren N Strand

Frederick L Altice

See next page for additional authors

Follow this and additional works at: https://hsrc.himmelfarb.gwu.edu/sphhs_epibiostats_facpubs

 Part of the [Biostatistics Commons](#), [Epidemiology Commons](#), and the [Substance Abuse and Addiction Commons](#)

APA Citation

Chandler, R., Gordon, M., Kruszka, B., Strand, L., Altice, F., Kuo, I., & +several additional authors (2017). Cohort profile: seek, test, treat and retain United States criminal justice cohort.. *Substance Abuse Treatment, Prevention, and Policy*, 12 (1). <http://dx.doi.org/10.1186/s13011-017-0107-4>

This Journal Article is brought to you for free and open access by the Epidemiology and Biostatistics at Health Sciences Research Commons. It has been accepted for inclusion in Epidemiology and Biostatistics Faculty Publications by an authorized administrator of Health Sciences Research Commons. For more information, please contact hsrc@gwu.edu.

Authors

Redonna Chandler, Michael S Gordon, Bridget Kruszka, Lauren N Strand, Frederick L Altice, Irene Kuo, and
+several additional authors

RESEARCH

Open Access



Cohort profile: seek, test, treat and retain United States criminal justice cohort

Redonna Chandler¹, Michael S. Gordon², Bridget Kruszka³, Lauren N. Strand³, Frederick L. Altice⁴, Curt G. Beckwith⁵, Mary L. Biggs³, William Cunningham⁶, J.A. Chris Delaney⁷, Patrick M. Flynn⁸, Carol E. Golin⁹, Kevin Knight¹⁰, Alex H. Kral¹¹, Irene Kuo¹², Jennifer Lorvick¹¹, Robin M. Nance¹³, Lawrence J. Ouellet¹⁴, Josiah D. Rich¹⁵, Stanley Sacks¹⁶, David Seal¹⁷, Anne Spaulding¹⁸, Sandra A. Springer¹⁹, Faye Taxman²⁰, David Wohl²¹, Jeremy D. Young²², Rebekah Young³ and Heidi M Crane^{23*}

Abstract

Background: The STTR treatment cascade provides a framework for research aimed at improving the delivery of services, care and outcomes of PLWH. The development of effective approaches to increase HIV diagnoses and engage PLWH in subsequent steps of the treatment cascade could lead to earlier and sustained ART treatment resulting in viral suppression. There is an unmet need for research applying the treatment cascade to improve outcomes for those with criminal justice involvement.

Methods: The Seek, Test, Treat, and Retain (STTR) criminal justice (CJ) cohort combines data from 11 studies across the HIV treatment cascade that focused on persons involved in the criminal justice system, often but not exclusively for reasons related to substance use. The studies were conducted in a variety of CJ settings and collected information across 11 pre-selected domains: demographic characteristics, CJ involvement, HIV risk behaviors, HIV and/or Hepatitis C infections, laboratory measures of CD4 T-cell count (CD4) and HIV RNA viral load (VL), mental illness, health related quality of life (QoL), socioeconomic status, health care access, substance use, and social support.

Results: The STTR CJ cohort includes data on 11,070 individuals with and without HIV infection who range in age from 18 to 77 years, with a median age at baseline of 37 years. The cohort reflects racial, ethnic and gender distributions in the U.S. CJ system, and 64% of participants are African-American, 12% are Hispanic and 83% are men. Cohort members reported a wide range of HIV risk behaviors including history of injection drug use and, among those who reported on pre-incarceration sexual behaviors, the prevalence of unprotected sexual intercourse ranged across studies from 4% to 79%. Across all studies, 53% percent of the STTR CJ cohort reported recent polysubstance use.

Conclusions: The STTR CJ cohort is comprised of participants from a wide range of CJ settings including jail, prison, and community supervision who report considerable diversity in their characteristics and behavioral practices. We have developed harmonized measures, where feasible, to improve the integration of these studies together to answer questions that cannot otherwise be addressed.

Keywords: Criminal justice, HIV, Data harmonization.

* Correspondence: hcrane@uw.edu

²³School of Medicine, University of Washington, Seattle, WA, USA

Full list of author information is available at the end of the article



Background

STTR treatment cascade

The Seek, Test, Treat and Retain (STTR) treatment or HIV care cascade is a challenging yet potentially beneficial response to addressing HIV in an era of effective treatments [1–3]. This approach requires reaching out to at-risk individuals who have not been tested for HIV recently (Seek), engaging them in HIV testing (Test), initiating persons living with HIV (PLWH) on antiretroviral therapy (ART) and other treatment services (Treat), and facilitating uninterrupted HIV care (Retain) [1, 2]. The STTR treatment cascade provides a framework for research aimed at improving the delivery of services, care and outcomes of PLWH. There is substantial dropout across each cascade step, and it has been estimated that only ~19% of PLWH in the United States (US) are aware of their HIV diagnosis, engaged in care, on ART, and have an undetectable viral load (VL) [1], although more recent numbers suggest improvements [4, 5]. The development of effective approaches to increase HIV diagnoses and engage PLWH in subsequent steps of the treatment cascade could lead to earlier and sustained ART treatment resulting in viral suppression. Improvements in the STTR treatment cascade have the potential to benefit the health of PLWH and improve public health by reducing HIV transmission [2].

The relevance of understanding the STTR treatment cascade across all CJ settings

In the US, there are two main types of correctional facilities—jails, that typically are administered by city or county governments, and hold people awaiting trials or serving shorter sentences (generally under two years), and prisons that typically are administered by state and federal governments and hold people serving longer sentences or who have had their parole or probation revoked. Community supervision includes pretrial, probation and parole. Pretrial refers to people awaiting trial before receiving a criminal conviction or acquittal. Probation refers to adults who have been placed on supervision in the community, typically through local or state court systems; about half of individuals on probation also serve a short jail sentence. Parole refers to people who are released early from prison to serve the remaining part of their sentence in the community [6]. The criminal histories of people in prison typically are more serious, lengthy, and varied than individuals in jail or on community supervision [7, 8].

Currently, >95% of incarcerated individuals will be released and re-enter society with nearly 80% being released to parole supervision [9]. About 1 in 35 adults in the U.S. are under CJ supervision, and the number is expected to continue to increase [10]. This trend expands opportunities for HIV prevention and treatment, especially in the public health realm [11]. Specifically, the

estimated HIV prevalence among individuals incarcerated in the US prison system is 2–3 times higher than the general population [12–16]. These statistics translate to one in seven PLWH being incarcerated each year, a figure that rises to one in five PLWH who are African-American or Hispanic [17]. Although HIV testing rates in federal and state prisons are generally high (71%), [18, 19] testing rates in jails are not (19%) [18]. Because many CJ-involved individuals pass only through jail, it is likely that many who are infected will not be offered HIV testing [18, 20]. These individuals may not know their HIV status or their potential to transmit HIV [21]. Lack of testing among this higher risk group, and early ART initiation for those who are infected, is a lost opportunity to improve individual and public health and decrease HIV transmission. Those with HIV who return to the communities where they may lack access to health care services, including screening and early diagnosis, are likely to receive HIV treatment only after the disease has progressed to advanced stages [16, 22]. As such, the Centers for Disease Control and Prevention (CDC) encourages more frequent HIV testing of persons within the CJ system, particularly those with drug-dependencies, because PLWH who learn their HIV status are less likely to spread HIV and more likely to seek medical treatment that can lower the potential for HIV transmission and reduce HIV-associated morbidity and mortality [23, 24]. Finally, while PLWH incarcerated in prisons have access to care, including ART, maintaining ART and other medical services is a significant challenge for many re-entering the community following incarceration in prison [25] and engagement in the HIV care cascade has been shown to decline substantially after release [26]. Effective interventions are essential to link individuals to appropriate post-incarceration care and enhance retention in HIV care. The CJ involvement makes this a particularly unique and important cohort for addressing key questions across the HIV treatment cascade.

Methods

Cohort development

The STTR CJ cohort is the product of the STTR Data Collection and Harmonization Initiative developed by the National Institute of Allergy and Infectious Diseases (NIAID), the National Institute on Drug Abuse (NIDA), the National Institute of Mental Health (NIMH), and the Office of AIDS Research (OAR). This cohort was developed by a collaboration with researchers who harmonized and pooled data from independent prospective research studies funded under a grant mechanism focused on enhancing the STTR treatment cascade for individuals involved with the CJ system across the US [27]. This initiative produced another cohort not described here focused on vulnerable populations particularly substance users at risk for or with HIV in international and domestic settings. While the STTR

initiative and its rationale have been previously described [27], the cohort itself has not yet been described.

Cohort management structure

The STTR CJ collaboration consists of a three way partnership between 1) individual researcher teams responsible for conducting the STTR studies and overseeing all enrollment and data collection; 2) a scientific officer and program officials from NIAID, NIDA, NIMH, and OAR who provide expertise and guidance regarding the data harmonization initiative; and 3) the STTR Data Coordination Center (DCC), which provides expertise in data harmonization, epidemiology, biostatistics, and HIV, harmonizes the data, supports investigations that use the harmonized data to answer novel scientific questions, and develops new methods for analysis of complex pooled data.

Cohort description

The STTR CJ cohort is unique in its focus on data from individuals involved in the CJ system and includes 11 NIAID, NIDA, NIMH, and OAR funded studies, several of which involve multiple sub-components and embedded studies. It includes single and multi-site randomized controlled and observational trials evaluating interventions to enhance care delivery along the HIV treatment cascade. It provides a large sample across CJ settings (jail, prison, community supervision) and includes both PLWH and HIV-uninfected individuals, many of whom engage in illicit drug use. Compared to single studies, the CJ cohort data provide increased statistical power to determine public health benefits of the STTR paradigm, address research questions on specific groups at risk of exiting the treatment cascade, and improve understanding of the intersection of drug use and HIV treatment. This cohort profile describes data from the

resulting cohort and individual CJ studies including baseline demographic and clinical characteristics.

Data harmonization

Eleven domains were selected for data harmonization: CJ involvement; HIV risk behaviors; HIV and/or hepatitis C infection; laboratory measures of CD4+ cell count and HIV RNA viral load among those with HIV; mental health; health related quality of life; socioeconomic; health care access; substance use and alcohol use; and social support (Fig. 1). The goal is to integrate data from across studies to address research questions requiring sample sizes beyond that of a single study.

The DCC, with investigators from individual studies, is responsible for data integration. The DCC provides technical support and oversees a web-based project collaboration and document management system; documents procedures for data collection and translation, transmission, and quality control; develops integration methods; and generates analyzable data sets. Studies typically upload data biannually. The DCC coordinates data integration from studies sometimes collected using different instruments or timeframes to ensure that the data are comparable across studies in meaning and content. To accomplish this, an examination of data types collected by each study was conducted, working closely with individual study personnel to survey each study's protocol including how data were collected and modifications to the instruments used. Where data were comparable, codes were developed to create standardized sets of variables.

Availability of data and materials

The datasets generated during the current study are not publically available due to privacy/license concerns.

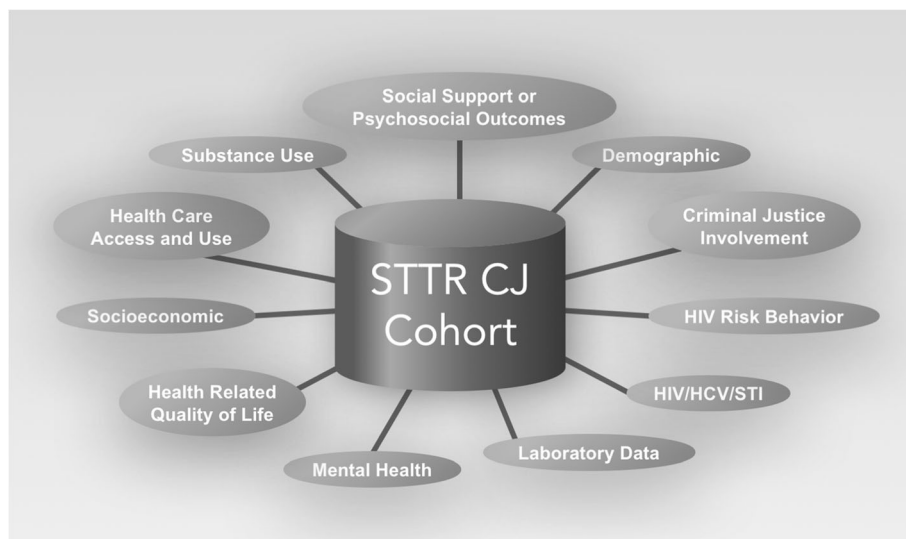


Fig. 1 STTR CJ domains selected for data harmonization

However, we welcome collaboration from interested parties. We have policies to ensure multi-center analytic research proposals are developed and results analyzed collaboratively and fairly. We are guided by principles of other cohort collaborations [28–30] including that data at the DCC will be stripped of all protected health information (PHI); an individual study can choose to participate or not in any scientific aim or sub-aim; and concept proposals and completed manuscripts must be approved by the Publications and Presentations (P&P) committee. We appreciate and encourage mentorship and the use of the STTR data to enable early investigators to address meaningful questions with support to help ensure their success. Additional information can be obtained at the STTR website: <https://sttr-hiv.org/cms> or by contacting the STTR DCC at STTR@uw.edu.

Results

Description of the STTR CJ studies and participants

Figure 2 shows the diverse geography of the participating studies. For each of the 11 studies and their

substudies, the research topic, the components of the STTR treatment cascade addressed, and the targeted participants are described in Table 1. All the steps of the treatment cascade are included in multiple studies, and a diverse array of research topics are included. The STTR CJ cohort includes studies focused on later steps in the STTR treatment cascade such as treatment and retention of PLWH and studies focused on earlier steps such as HIV testing. Therefore, the percentage of PLWH in the individual STTR CJ studies at baseline varies, ranging from 0 to 100% (Table 1), with an overall baseline total of 1888 PLWH. For each of the 11 studies and their substudies, detailed inclusion and exclusion criteria, and the study design including whether it was observational or a trial is described in Table 2. In addition to baseline information, most studies collected data at 3 and/or 6-month follow-up time points, and many include 12 month and other follow-up time points (Table 2).

The STTR CJ cohort includes 11,070 individuals with and without HIV who range in age from 18 to 77 years with a median baseline age of 37 years. The STTR CJ cohort is

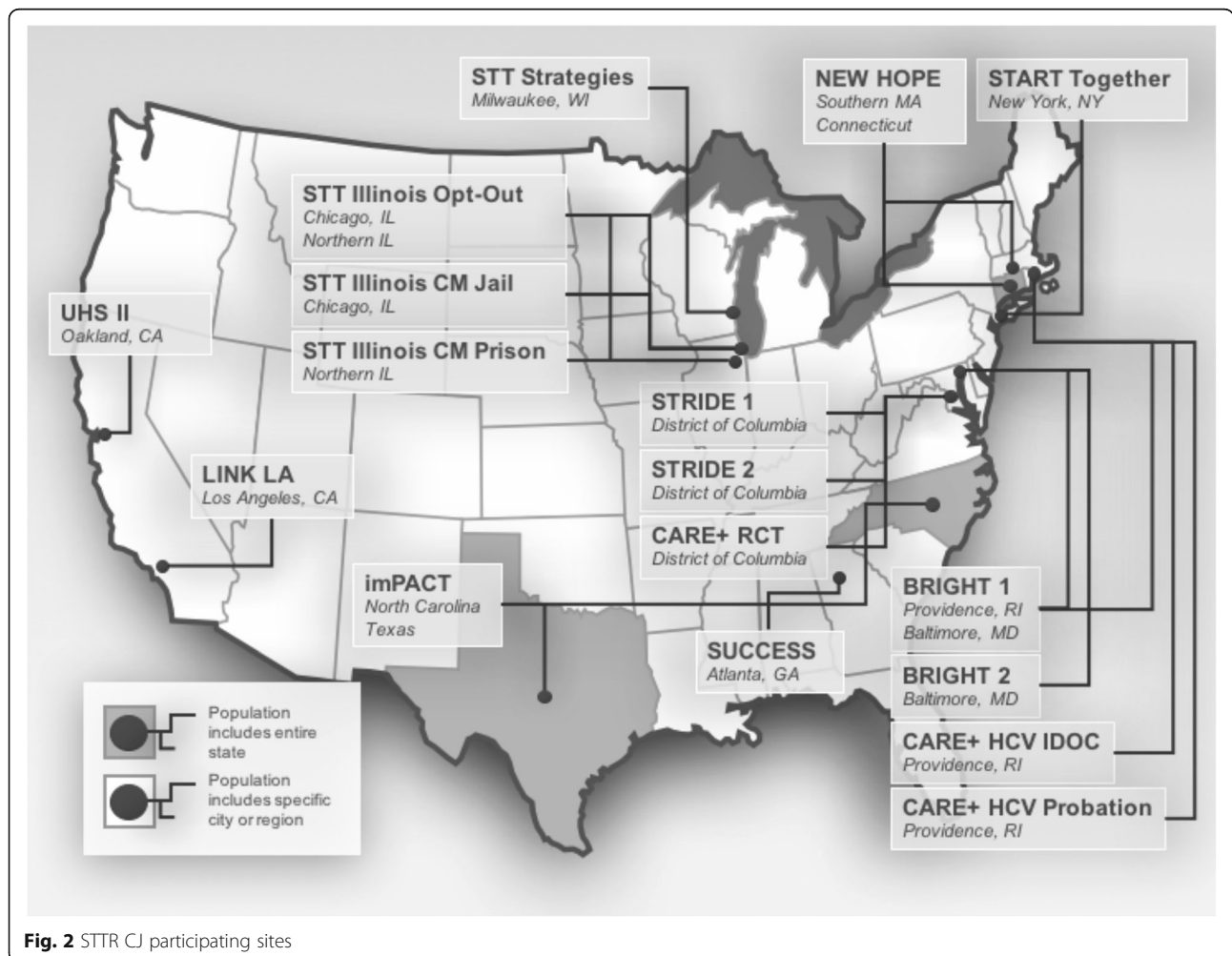


Fig. 2 STTR CJ participating sites

Table 1 Description of STTR CJ cohort studies including research topics, targeted study participants, and HIV status of participants

Study	Enrollment start date	Treatment cascade	Research topic	Targeted study participants	HIV, %
BRIGHT					
BRIGHT 1	2011	S, T	HIV testing	On probation or parole	0.1
BRIGHT 2	2011	Tr, R	Linkage to HIV care via intensive CM	HIV-infected; on probation or parole	100
CARE+					
RCT	2013	Tr, R	Linkage to HIV care via multi-component intervention	HIV-infected; in jail or recently released	100
HCV RIDOC	2012	S, T	Rapid HCV testing using pre-test video counseling	Short-term detainees; unknown HCV status	N/A
HCV PROB	2014	S, T	Rapid HCV testing using pre-test video counseling	On probation or parole; unknown HCV status	N/A
IMPACT	2012	Tr, R	Linkage to HIV care and engagement in clinical care via multi-component intervention	HIV-infected inmates; RNA levels <400 copies/mL, on ART; 3 months prior to prison release	100
LINK LA	2012	Tr, R	Linkage to HIV care via peer-based intervention	HIV-infected; in jail	100
NEW HOPE	2011	Tr, R	Medication assisted treatment for substance abuse	HIV-infected; opiate dependent; leaving prison & jail	100
STT	2013	S, T, Tr, R	HIV testing and linkage to HIV care	Jail detainees	0.4
STT ILLINOIS					
OPT OUT	2012	S, T	HIV testing	In jail	N/A
CM JAIL	2013	Tr, R	Linkage to, and retention in HIV care via transition CM	HIV-infected; leaving jail	100
CM PRISON	2013	Tr, R	Linkage to, and retention in HIV care via transition CM	HIV-infected; recently released from prison	100
START	2011	S, T	HIV testing and risk reduction	Substance users entering drug treatment program	N/A
STRIDE					
STRIDE 1	2011	Tr, R	Medication assisted treatment for substance abuse	HIV-infected; opiate dependent	100
STRIDE 2	2014	Tr, R	Medication assisted treatment for substance abuse	HIV-infected; opiate dependent	100
SUCCESS	2014	Tr, R	Linkage to, and retention in, HIV care via intensive CM	HIV-infected; jail detainees	100
UHS II					
UHS IIC	2011	S, T	HIV testing	People who inject drugs or smoke crack cocaine	3.3
UHS IIL	2011	Tr, R	Linkage to and engagement in HIV care via CM	People who inject drugs or smoke crack cocaine and have HIV	100

ART antiretroviral therapy, CJ criminal justice, CM case management, N/A not applicable, HCV hepatitis C virus, HIV human immunodeficiency virus, R retain, RNA ribonucleic acid, S seek, STTR seek, test, treat and retain, T test, Tr treat, US United States

diverse and includes substantial numbers of African-American (64%) and Hispanic (12%) individuals as well as 17% percent women (Table 3). Given differences in enrollment criteria across STTR CJ cohort studies, the percentage reporting HIV risk behaviors varies considerably (Table 4). Injection drug use (IDU) ranged from 86% of participants reporting ever use in one study, with 64% in that study reporting IDU within the 30 days prior to incarceration, to very low levels in other studies (Table 4). Reports of recent condomless anal or vaginal intercourse also varied

from 4 to 79% of participants. Recent use of marijuana, cocaine, and opioids, and binge drinking were common across all studies (Table 5) with 53% reporting use of multiple substances. Information regarding nonmedical prescriptions drug use is available from 9 of the studies and substudies. The participants were recruited from a wide range of CJ settings including jail, prison, and community supervision (pretrial, parole and probation) with particularly large numbers of individuals from jail, prison, and probation (Table 6).

Table 2 Study design, follow-up, and participant criteria for STTR CJ cohort studies

Study ^a	Study design	Follow-up time points	Individual inclusion and exclusion criteria
BRIGHT			
BRIGHT 1	Randomized/observational study of on-site rapid HIV testing at probation/parole office vs. off-site referral at a community health center	Baseline only	Unknown HIV status; on probation or parole in Baltimore, MD or Providence/ Pawtucket, RI and residence in the Baltimore or Providence/Pawtucket area throughout the study period
BRIGHT 2	RCT of case management (Project Bridge) vs. TAU	3,6,12,15,18 months	HIV-infected; on probation or parole in Baltimore, MD and planned residence in greater Baltimore area throughout the study period
CARE+			
RCT	RCT of CARE+ Corrections intervention	Monthly for 24 months	Aged 18+; HIV-infected; released from the correctional facility or half-way house ≤6 months ago and living in Washington, DC metropolitan community (not a restricted setting, e.g. half-way house) or currently detained in jail with anticipated release to community (not a restricted setting); reading at 8th grade level and English-speaking
HCV RIDOC	Cross-sectional study of HCV testing	Baseline only	Aged 18+; self-reported as HCV negative and documented HCV infection during Department of Corrections time with anticipated release between 3 and 12 weeks from enrollment; English-speaking
HCV PROB	Cross-sectional study of HCV testing	Baseline only	Aged 18+; self-reported as HCV negative or unknown; on probation or parole; English speaking
IMPACT	RCT of IMPACT intervention vs. standard of care	2, 6, 14, and 24 weeks	Aged 18+; HIV-infected with HIV RNA < 400 copies/mL receiving ART who were incarcerated in NC or TX and 3 months prior to release and not convicted of sexual assault, death or serious injury; English-speaking
LINK LA	RCT of intervention	2, 6, 12 months	Male or transgender individuals, aged 18+; HIV infected; incarcerated in a single facility for 5+ days; residing in Los Angeles County, CA upon release; English fluency
NEW HOPE	Placebo-controlled RCT of extended-release naltrexone	Monthly for 12 months	Aged 18+, HIV-infected, meeting DSM-IV criteria for opioid dependence, within CT corrections system and not pending trial for a felony, within 30 days of being released to greater New Haven, Hartford, Waterbury or Springfield areas or 30 days after release; English- or Spanish-speaking, no liver failure or grade IV hepatitis, no active opioid withdrawal, no receipt of methadone or buprenorphine/naloxone for treatment of opioid dependency, no participation in pharmacotherapy trial in the previous 30 days
STT	Observational study of comprehensive Seek Test Treat strategies with	2 years	Aged 18+; admitted to a detention facility, expected to be released to Milwaukee County, WI who were

Table 2 Study design, follow-up, and participant criteria for STTR CJ cohort studies (Continued)

	medical record linkage 2 years post-release		willing to be tested for HIV; verbal communication in English
STT ILLINOIS			
OPT OUT	Cross-sectional study of opt-out HIV testing	Baseline only	Aged 18+; detained in the IL corrections system
CM JAIL	Non-randomized study of case-management intervention vs. standard of care	6, 12, 18 months	Aged 18+; HIV-infected; detained in IL corrections system (jail); expecting to reside in Chicago after release
CM PRISON	Non-randomized study of case-management intervention vs. standard of care	6, 12, 18 months	Aged 18+; HIV-infected; recently released from IL corrections system (prison); enrollment was within 60 days of release
START	1. RCT of CARE-Rapid (computer-assisted program) vs. TAU and 2. quasi-experimental study of manualized intervention vs. TAU, with follow-up at 3 months	3 months	Men aged 18+ with either unknown or believed negative HIV status within 90 days of release from NY detention center entering a residential substance abuse treatment program
STRIDE			
STRIDE 1	RCT of buprenorphine vs. placebo	Monthly for 12 months	Aged 18+; HIV-infected; meeting DSM-IV criteria for opioid dependence; resident of Washington, DC with eligibility for medical entitlements; English- or Spanish-speaking; no current opiate medications for chronic pain conditions or need to be placed on such medications; no current methadone doses over 30 mg/day, no AST and ALT >5x the ULN; no pregnancy or breast-feeding; no liver dysfunction; no suicidal ideation; no participation in pharmacotherapy trial in the previous 30 days
STRIDE 2	Longitudinal cohort study comparing treatment using opioid substitution therapy to no treatment	3, 6, 9, 12 months	Aged 18+; HIV-infected; meeting DSM-IV criteria for opioid dependence; resident of Washington, DC with eligibility for medical entitlements; English-speaking
SUCCESS	Non-randomized pilot study of Strengths-Based case management and texting	3, 12 months	Aged 18+; HIV-infected; detained or sentenced in jail or detention center and likely to leave within 6 weeks; no recent participation in randomized trial to improve retention in HIV care; English-speaking
UHS II			
UHS IIC	Cross-sectional study of HIV testing	Baseline only	Aged 18+; crack cocaine or injection drug use in the past 30 days
UHS IIL	Longitudinal cohort study of case management (Project Bridge) vs. usual treatment	Quarterly for 24 months	Aged 18+; HIV-infected; crack cocaine or injection drug use in the past 30 days

ALT alanine aminotransferase, ART antiretroviral therapy, AST aspartate aminotransferase, CA California, CJ criminal justice, CT Connecticut, DC District of Columbia, DSM-IV Diagnostic and Statistical Manual of Mental Disorders IV, HCV hepatitis C virus, HIV human immunodeficiency virus, IL Illinois, MD Maryland, NC North Carolina, NY New York, RCT randomized controlled trial, RI Rhode Island, RNA ribonucleic acid, TAU treatment as usual, TX Texas, ULN upper limit of normal, WI Wisconsin

^aStudy acronyms as in Table 1

Harmonization results

By combining data across multiple studies, we include individuals involved with varying aspects of the CJ system, enabling comparisons that cannot typically be done within individual studies. For example, harmonizing data enables analyses involving subgroups such as transgender individuals

and other subgroups that are often too small to assess in individual studies.

A key finding from our conduct of data harmonization is the need for multiple approaches. One technique involved modern psychometric approaches such as item response theory (IRT) to co-calibrate scales. Co-calibration enables

Table 3 Demographic characteristics for STTR CJ cohort study participants

Study ^a	N ^b	Race/ethnicity, %										Self-identified gender, %				Age, median years (range)
		American Indian or Alaskan Native	Asian	Black or African American	Native Hawaiian or Other Pacific Islander	White	Hispanic or Latino	Some other race	Two or more races	Don't know, refused, missing	Female	Male	Trans-gender	Don't know, refused, missing		
BRIGHT																
BRIGHT	2405	2.4	0.0	51.6	0.0	28.0	12.8	1.5	3.6	0.1	17.8	82.1	0.2	0.0	39	(18-73)
1	BRIGHT	100	1.0	0.0	90.0	0.0	3.0	0.0	3.0	0.0	22.0	78.0	0.0	0.0	45	(28-70)
2	CARE+															
RCT	112	0.0	0.0	86.6	0.0	3.6	0.9	0.9	8.0	0.0	28.6	57.1	12.5	1.8	42	(19-63)
HCV	250	4.8	1.2	14.8	0.0	46.8	22.4	2.0	8.0	0.0	6.4	93.6	0.0	0.0	31	(19-58)
RIDOC	HCV															
HCV	138	4.4	0.0	18.8	0.7	41.3	25.4	2.2	5.8	1.5	18.8	80.4	0.7	0.0	32	(19-68)
PROB	IMPACT															
IMPACT	381	2.1	0.0	66.1	0.0	19.7	8.1	0.8	3.2	0.0	22.0	75.3	2.4	0.3	44	(20-64)
LINK LA	356	1.1	0.8	34.6	1.1	21.9	31.2	0.8	8.5	0.0	3.6	84.5	11.0	0.0	40	(21-69)
NEW HOPE	123	0.0	0.0	22.8	0.0	12.2	63.4	0.0	0.8	0.8	17.9	81.3	0.8	0.0	46	(21-67)
STT	3963	1.4	0.2	63.2	0.1	14.6	9.4	0.5	5.9	4.7	2.9	96.9	0.1	0.1	29	(18-73)
STT ILLINOIS																
OPT OUT	236	0.4	0.0	67.8	0.0	9.7	20.3	0.9	0.9	0.0	56.8	43.2	0.0	0.0	27	(18-60)
CM JAIL	376	1.1	0.3	81.4	0.0	7.7	9.0	0.0	0.5	0.0	17.6	79.8	2.7	0.0	43	(18-74)
CM PRISON	90	0.0	0.0	90.0	0.0	3.3	5.6	0.0	0.0	1.1	8.9	86.7	3.3	1.11	46	(19-64)
START	195	1.0	0.5	46.2	0.0	21.6	29.2	0.5	1.0	0.0	0.0	100	0.0	0.0	38	(19-65)
STRIDE																
STRIDE	50	0.0	0.0	90.0	0.0	0.0	2.0	0.0	4.0	4.0	28.0	68.0	2.0	2.0	53	(39-67)
1	STRIDE	109	0.0	0.0	96.3	0.0	1.8	0.9	0.0	0.9	46.8	45.9	7.3	0.0	51	(23-66)
2	SUCCESS															
SUCCESS	56	0.0	0.0	69.7	0.0	8.9	3.6	0.0	7.1	10.7	7.1	89.3	3.6	0.0	38	(21-58)
UHS II																
UHS IIC	2090	0.6	0.1	86.0	0.3	4.7	6.8	0.2	1.2	0.2	41.0	58.8	0.2	0.0	49	(18-77)
UHS IIL	48	2.1	0.0	83.3	0.0	4.2	6.3	0.0	4.2	0.0	29.2	60.4	10.4	0.0	47	(27-66)

CJ, criminal justice; STTR, seek, test, treat and retain

^aStudy acronyms as in Table 1

^bThere are 33 participants who are included in more than one sub-study: 3 in BRIGHT 1 and BRIGHT 2, and 30 in UHSIIC and UHSIIL

Table 4 Risk behavior characteristics for STTR CJ cohort study participants

Study ^a	N ^b	Injection drug use, % ^c				Shared injection equipment, % ^c		Condomless sex, % ^c	
		Ever use: yes	Ever use: don't know, refused, missing	Recent use: yes	Recent: don't know, refused, missing	Recent use	Recent use: don't know, refused, missing	Recent	Recent: don't know, refused, missing
BRIGHT									
	2405	22.4	0.04	4.3	12.3	1.1	12.3	49.9	12.7
BRIGHT 1	100	51.0		10.0		2.0		16.0	1
BRIGHT 2									
CARE+									
RCT	112	14.3	1.8	4.5	6.3	3.6	5.4	78.6	3.6
HCV RIDOC	250	17.6		10.0		4.4		–	
HCV PROB	138	13.0		4.4		1.5		–	
	381	–		–		–		–	
IMPACT									
LINK LA	356	–		–		–		54.8	3.7
NEW HOPE	123	86.2	3.3	64.2	3.3	17.9	4.9	25.2	3.3
STT	3963	10.5	0.8	6.1	1.2	3.9	0.9	49.1	10.8
STT ILLINOIS									
OPT OUT	236	–		7.6		–		–	
CM JAIL	376	–		8.0	0.3	2.7	0.3	28.5	2.7
CM PRISON	90	–		8.9	1.1	3.3	1.1	38.9	1.1
START	195	–		3.6		–		25.1	0.5
STRIDE									
STRIDE 1	50	76.0	4.0	34.0	4.0	4.0	8.0	4.0	6.0
STRIDE 2	109	49.5		15.6		3.7	0.9	17.4	6.4
	56	–		10.7		–		51.8	3.6
SUCCESS									
UHS II									
UHS IIC	2090	43.0		26.5		–		64.5	0.05
UHS IIL	48	37.5		22.9				52.1	

CJ criminal justice, STTR seek, test, treat and retain

^aStudy acronyms as in Table 1

^bThere are 33 participants who are included in more than one sub-study: 3 in BRIGHT 1 and BRIGHT 2, and 30 in UHSIIC and UHSIIL

^cReference periods differed across studies; 30 days: STRIDE 1, NEWHOPE, START, SUCCESS, 90 days: BRIGHT 1 and 2, STRIDE 2, all STT Illinois studies, CARE + HCV RIDOC, CARE + RCT, STT, 180 days: LINK LA, UHS II. The following studies measured pre-incarceration risk behaviors: CARE+ RCT, CARE+ HCV RIDOC, LINK LA, NEW HOPE, STT, STT ILLINOIS OPT OUT, STT ILLINOIS CM JAIL, and STT ILLINOIS CM PRISON

people from studies who responded to different instruments to have scores that are “calibrated together” on a single common metric. IRT provides a suite of tools to model and account for measurement precision. We use this approach to address differences in the depression and anxiety measures across studies. In contrast, we found a different approach was needed to harmonize domains like ART adherence, which are behavioral rather than latent traits. Below we describe two harmonization efforts for ART adherence and risk behaviors.

Harmonization of ART adherence measures

We used CJ studies that measured ART adherence with both the AIDS Clinical Trials Group (ACTG) questionnaire and the Visual Analogue Scale (VAS) measure to develop rules and a formula to co-calibrate both instruments. By co-calibrating adherence items from the ACTG (7 day recall) with the VAS, we were able to harmonize studies having different approaches to measuring adherence [31]. We found that 44% of PLWH in the STTR CJ cohort who were on ART reported

Table 5 Substance use distribution for STTR CJ study participants

Study ^a	N ^b	Alcohol use, % ^{c,e}		Substance use, % ^{d,e}					Multiple substance use, % ^{d,e} ≥2 substances (including alcohol)
		Any	Binge	Marijuana	Cocaine	Opioids	Stimulants	Other	
BRIGHT									
BRIGHT 1	2405	48.2	28.7	27.5	10.7	13.0	0.3	2.9	29.9
BRIGHT 2	100	44.0	25.0	22.0	26.0	23.0	1.0	3.0	38.0
CARE+									
RCT	112	80.4	60.7	35.7	37.5	17.0	8.9	20.5	54.5
HCV RIDOC	250	71.6	60.4	60.8	24.8	31.2	9.2	22.0	66.8
HCV PROB	138	63.8	37.0	42.0	15.9	10.9	2.9	4.4	39.1
IMPACT	–	–	–	–	–	–	–	–	–
LINK LA	356	53.1	24.7	54.2	17.1	10.1	58.1	9.8	66.3
NEW HOPE	123	37.4	22.8	23.6	77.2	91.9	0.8	8.9	81.3
STT	3963	46.5	31.4	37.7	14.8	13.8	9.8	14.4	38.9
STT ILLINOIS									
OPT OUT	–	–	–	–	–	–	–	–	–
CM JAIL	376	71.0	49.5	45.0	39.1	32.5	14.1	10.4	65.7
CM PRISON	90	75.6	53.3	63.3	44.4	41.1	13.3	13.3	77.8
START	195	72.8	53.9	35.9	21.5	21.0	1.0	12.3	47.2
STRIDE									
STRIDE 1	50	58.0	22.0	6.0	24.0	92.0	0.0	6.0	58.0
STRIDE 2	109	62.4	33.0	24.8	41.3	83.5	6.4	11.0	69.7
SUCCESS	56	71.4	48.2	51.8	48.2	25.0	21.4	1.8	57.1
UHS II									
UHS IIC	2090	79.7	54.6	61.7	90.8	47.3	10.6	12.0	92.3
UHS IIL	48	64.6	39.6	66.7	66.7	22.9	6.3	8.3	72.9

CJ criminal justice, STTR seek, test, treat and retain

^aStudy acronyms as in Table 1

^bThere are 33 participants who are included in more than one study: 3 in BRIGHT 1 and BRIGHT 2, and 30 in UHSIIC and UHSIIL

^cAlcohol reference periods differed across studies; 30 days: LINK LA, NEW HOPE, START; UHS II; 90 days: BRIGHT 1 and 2, STT; 180 days: STT Illinois; 1 year: CARE + RCT, SUCCESS; not specified: STRIDE 1 and 2, START

^dSubstance reference periods differed across studies; 30 days: LINK LA, NEW HOPE, START Together; STRIDE 1, SUCCESS, UHS II; 90 days: BRIGHT 1 and 2, CARE+ RCT and HCV RIDOC, STT Strategies, STRIDE 2; 180 days: STT Illinois

^eThe following studies measured pre-incarceration alcohol and substance use: CARE+ RCT, CARE+ RIDOC, LINK LA, NEW HOPE, STT, STT JAIL, STT PRISON, and SUCCESS

adherence rates <95% for the prior 30 days and 38% reported having missed one or more doses in the prior 14 days. Furthermore, we found important variations not only in ART adherence in different groups, but also in how adherence measures work. The findings also highlighted problems with the VAS as a single item adherence measure and showed its validity varied across groups. These results would not have been feasible within single studies but instead were possible by harmonizing multiple studies to gain both necessary sample size and variation [32].

HIV sexual risk behavior harmonization

Eight studies administered a standardized risk behavior assessment tool to evaluate sexual risk behaviors in these reference periods: 30 or 90 days prior to incarceration

for jail and prison detainees, or the previous 30 or 90 days for participants enrolled in the community. We described sexual risk behaviors of HIV-infected and uninfected participants in these studies and compared men and women [33, 34]. To test for differences in risk behaviors between men and women, we performed individual patient data meta-analysis to combine information across studies. Findings indicated a high prevalence of condomless anal or vaginal sex among PLWH and uninfected participants, particularly women with HIV. For example, the adjusted odds ratio for condomless sex was 1.84 (1.16-2.95) for women with HIV compared with men with HIV [34]. By aggregating data across studies, we were able to overcome the much lower prevalence of women in CJ populations and, in turn, in each of the individual CJ studies.

Table 6 Supervision status for STTR CJ cohort study participants

Study ^a	N ^b	CJ supervision status, %							
		No current CJ supervision	Jail	Prison	Probation	Parole	Probation/parole	Other	Don't know, refused, missing
BRIGHT									
BRIGHT 1	2405	0	0	0	81.3	15.2	3.5	0	0.08
BRIGHT 2	100	0	0	0	69.0	25.0	6.0	0	0
CARE+									
RCT	—	—	—	—	—	—	—	—	—
HCV RIDOC	250	0	0	100	0	0	0	0	0
HCV PROB	138	0	0	0	97.8	0.7	0.7	0	0.7
IMPACT	381	0	0	100	0	0	0	0	0
LINK LA	356	0	100	0	0	0	0	0	0
NEW HOPE	123	0.0	58.5	27.6	3.3	0.8	0.0	5.7	4.1
STT	3963	0	100	0	0	0	0	0	0
STT ILLINOIS									
OPT OUT	236	0	100	0	0	0	0	0	0
CM JAIL	376	0	100	0	0	0	0	0	0
CM PRISON	90	14.4	0.0	0.0	0.0	78.9	4.4	1.1	1.1
START	—	—	—	—	—	—	—	—	—
STRIDE									
STRIDE 1	50	44.0	0.0	0.0	16.0	30.0	4.0	4.0	2.0
STRIDE 2	109	78.9	0.0	0.0	3.7	10.1	0.0	6.4	0.9
SUCCESS	56	0	100	0	0	0	0	0	0
UHS II									
UHS IIC	2090	68.0	0	0	23.5	6.1	2.1	0	0.2
UHS IIL	48	52.1	0	0	35.4	4.2	8.3	0	0

CJ criminal justice, STTR seek, test, treat and retain

^aStudy acronyms as in Table 1.

^bThere are 33 participants who are included in more than one study: 3 in BRIGHT 1 and BRIGHT 2, and 30 in UHSIIC and UHSIIL

Discussion

STTR CJ is a unique cohort that combines data from 11 studies that together address steps across the HIV treatment cascade focusing on participants with CJ involvement. The STTR CJ cohort includes a large and diverse assemblage of individuals who are at risk for, or living with HIV. The pooled data cohort is a sample of men, women, and transgender individuals across different racial/ethnic groups in multiple CJ settings (prison, jail, pre-trial, community supervision) as well as participants with no CJ involvement. The intervention studies span the HIV treatment cascade and have broad geographic locations across the US with participants enrolled from 11 states and the District of Columbia. These characteristics provide the opportunity to address questions of great importance for HIV prevention and treatment particularly related to individuals involved in the CJ system, those at risk or with HIV and using substances, and the unique risks and clinical needs of specific subgroups. For example, we are particularly interested in understanding the

impact of changes in the intensity of substance use on HIV care cascade outcomes such as viral suppression and adherence, the impact of incarceration and release on the HIV care continuum, and to better understand risk behaviors of individuals upon release from incarceration. Finally, the study investigators and DCC have expertise in clinical, epidemiologic, CJ, biostatistical, and data harmonization areas. This team is well-positioned to address transdisciplinary scientific questions and identify new questions that will arise as HIV care and prevention continues to evolve, and we have developed harmonized measures to allow for combining studies to answer these questions.

There are limitations to the STTR CJ cohort data. Some of these limitations are inherent in combining data from independent studies with different enrollment criteria and different study designs. While the STTR CJ cohort includes a large number of CJ-involved PLWH or persons at risk of HIV, this combination of studies is not a representative sample of those involved in the CJ system in the US, and in particular may underrepresent

rural areas. Harmonization of some variables has been difficult due to modifications made by some individual studies to standardized instruments and data collection timeframes. For example, some studies modified timeframes for behaviors that were assessed (30 days vs. 90 days) to fit their study follow-up periods. Missing data varied by participating study and some studies have limited or no data on certain domains. This means that it is not feasible to use all studies in some analyses. For example, studies varied in whether they focused on current substance use or included type of substances at the time of incarceration. HIV status also varied with studies focused on later stages in the HIV cascade more likely focusing on PLWH. Similarly, studies that focused on late stages of the cascade cannot contribute to HIV risk analyses in that all participants are PLWH. The heterogeneity of study designs in the participating studies including both observational and interventional studies makes it feasible to study all the different stages of the STTR cascade but also complicates approaches to combining studies. When merging these studies it is critical to identify the subset of the STTR CJ cohort appropriate for and able to provide data on the research questions of interest. These studies recruited from diverse source populations. For example, two studies recruited participants who were at high risk of CJ system involvement but not necessarily already involved with the CJ system at baseline. This variation prevents the naïve pooling of studies, as baseline characteristics are different between studies, and requires clustering of participants by study be accounted for using a mixed model or generalized estimating equation approach. Longitudinal follow-up duration and frequency varies with several studies having limited follow-up time although we will continue to include all additional data collected over follow-up, so long as studies remain ongoing. While this variation limits power for analyses looking at longitudinal outcomes, the STTR CJ cohort remains better powered than individual studies.

The STTR CJ cohort is designed to allow expansion for new studies and domains as needed to address important questions in the HIV research agenda particularly related to the STTR treatment cascade. New studies will be added as needed to increase demographic, geographic, or clinical diversity and broaden scientific expertise. The STTR CJ cohort welcomes collaboration from interested parties and has policies to ensure multi-center analytic research proposals are developed and results analyzed collaboratively and fairly.

Conclusions

This cohort provides a large study sample across different CJ settings (jail, prison, community supervision) and includes both persons with and without HIV, many of

whom engage in illicit drug use. Compared to single studies, the combined data of the CJ cohort provides increased statistical power to determine the public health benefit of the STTR paradigm, address research questions on specific groups at risk of exiting the treatment cascade, and improve understanding of the intersection of drug use and HIV treatment.

Abbreviations

ACTG: AIDS Clinical Trials Group; ART: Antiretroviral therapy; CJ: Criminal Justice; DCC: Data Coordination Center; IDU: Injection drug use; IRT: item response theory; NIDA: National Institute on Drug Abuse; NIMH: National Institute of Mental Health; OAR: Office of AIDS Research; STTR: Seek, Test, Treat and Retain; US: United States; VAS: Visual analogue scale; VL: Viral load

Acknowledgements

The authors thank the other investigators, the staff, and particularly the participants in the individual STTR studies for their valuable contributions. We acknowledge the support and vision of NIDA Program Officer, Shoshana Kahana.

Funding

The opinions in this paper are those of the authors and do not reflect those of the National Institute on Drug Abuse, the National Institutes of Health, or the Department of Health and Human Services. Research presented in this paper is the result of secondary data analysis and was supported by 5U01DA037702 from the National Institute on Drug Abuse (NIDA). Primary data collection for STTR studies was supported by grants 5R01DA030768, 5R01DA030747, 5R01DA030781, 5R01DA030771, 5R01MH094090, 5R01DA030778, 1R01DA030766, 7R01DA030770, 5R01DA030762, 5R01DA030776, 5R01DA030793, 1R01DA032059, 1R01DA032083, 1R01DA032106, 1R01DA032061, 1R01DA032110, 1R01DA032080, 1R01DA032082, 5R01DA032057, 1R01DA032098, 1R34DA035728 and 1R01DA032100. Additional support was provided by NIAID AI027757. The authors thank the other investigators, the staff, and particularly the participants of the individual STTR studies for their valuable contributions. A full list of participating STTR investigators and institutions can be found at <http://www.sttr-hiv.org>. All authors have reviewed this publication and consented for publication.

Availability of data and materials

Given the sensitive nature, this data is not publicly available. However, as stated in the paper, those interested in collaborating or working with this project or data should contact the STTR Data Coordination Center at sttr@uw.edu.

Authors' contributions

RC was involved in funding for the STTR cohort collaboration. RC, MG, HC all contributed to the first draft of the manuscript. MG, FA, CB, WC, PF, CG, KK, AK, IK, JL, LO, JR, SS, DS, AS, SS, FT, DW, JY all contributed to data collection. BK, LS, MLB, JACD, RMN, and RY all contributed to analyses. All authors read and approved the final manuscript.

Competing interests

The authors declared that they have no competing interests.

Consent to publish

Not applicable.

Ethics approval and consent to participate

Each study has its own local human subjects approvals and consents individuals for participation. The University of Washington Human Subjects Division (HSD) reviewed the project (EJ-46474) and declared that the deidentified data received was determined to not be human subjects and provided a waiver.

Author details

¹Division of Clinical Innovation, National Center for Advancing Translational Sciences, National Institutes of Health, Washington, DC, USA. ²Friends

Research Institute, Baltimore, MD, USA. ³Department of Biostatistics, University of Washington, Seattle, WA, USA. ⁴Medicine and Epidemiology, Yale School of Medicine, New Haven, CT, USA. ⁵Division of Infectious Diseases, Alpert Medical School of Brown University, Providence, RI, USA. ⁶Department of Health Policy and Management, Medicine, General Internal Medicine, University of California at Los Angeles, Los Angeles, CA, USA. ⁷Department of Epidemiology, University of Washington, Seattle, WA, USA. ⁸Texas Christian University, Fort Worth, TX, USA. ⁹Departments of Health Behavior and Medicine, University of North Carolina, Chapel Hill, NC, USA. ¹⁰Institute of Behavior Research, Texas Christian University, Fort Worth, TX, USA. ¹¹Urban Health Program, RTI International, Research Triangle Park, NC, USA. ¹²Department of Epidemiology and Biostatistics, The George Washington University, Washington, DC, USA. ¹³Department of Medicine, University of Washington, Seattle, WA, USA. ¹⁴Department of Epidemiology, University of Illinois at Chicago, Chicago, IL, USA. ¹⁵Medicine and Epidemiology, Brown University, Center for Prisoner Health and Human Rights, The Miriam Hospital, Providence, RI, USA. ¹⁶Center for the Integration of Research & Practice (CIRP), National Development & Research Institutes, Inc. (NDRRI), New York, NY, USA. ¹⁷Department of Global Community Health and Behavioral Sciences, Tulane University School of Public Health and Tropical Medicine, New Orleans, LA, USA. ¹⁸Department of Epidemiology, Emory University, Atlanta, GA, USA. ¹⁹Department of Internal Medicine, Yale School of Medicine, New Haven, CT, USA. ²⁰Department of Criminology, Law and Society, George Mason University, Fairfax, VA, USA. ²¹School of Medicine, University of North Carolina, Chapel Hill, NC, USA. ²²Infectious Disease Fellowship Program, University of Illinois at Chicago, Chicago, USA. ²³School of Medicine, University of Washington, Seattle, WA, USA.

Received: 29 November 2016 Accepted: 28 April 2017

Published online: 16 May 2017

References

- Gardner EM, McLees MP, Steiner JF, Del Rio C, Burman WJ. The spectrum of engagement in HIV care and its relevance to test-and-treat strategies for prevention of HIV infection. *Clin Infect Dis*. 2011;52(6):793–800.
- Skarbinski J, Rosenberg E, Paz-Bailey G, Hall HI, Rose CE, Viall AH, et al. Human immunodeficiency virus transmission at each step of the care continuum in the United States. *JAMA Intern Med*. 2015;175(4):588–96.
- Kay ES, Batey DS, Mugavero MJ. The HIV treatment cascade and care continuum: updates, goals, and recommendations for the future. *AIDS Res Ther*. 2016;13:35.
- Althoff KN, Buchacz K, Hall HI, Zhang J, Hanna DB, Rebeiro P, et al. U.S. trends in antiretroviral therapy use, HIV RNA plasma viral loads, and CD4 T-lymphocyte cell counts among HIV-infected persons, 2000 to 2008. *Ann Intern Med*. 2012;157(5):325–35.
- Horberg MA, Hurley LB, Klein DB, Towner WJ, Kadlecik P, Antoniskis D, et al. The HIV Care Cascade measured over time and by age, sex, and race in a large national integrated care system. *AIDS Patient Care STDs*. 2015;29(11):582–90.
- Bureau of Justice Statistics: What is the difference between probation and parole?. <http://www.bjs.gov/index.cfm?ty=qa&iid=324>.
- Inciardi JA. *The war on drugs IV: the continuing saga of the mysteries and miseries of intoxication, addiction, crime, and public policy*. 4th ed. Boston: Pearson/Allyn and Bacon; 2008.
- Schmallegger F. *Criminal justice today: an introductory text for the 21st century custom edn*. Prentice Hall Kaplan Higher Education: Upper Saddle River; 2011.
- James N. Offender reentry: correctional statistics, reintegration into the community, and recidivism. *Cong Res Serv*. 2015:1–16.
- Glaze L, Kaeble D. *Correctional populations in the United States, 2013*. Bur Justice Stat Bull. 2014:1–14.
- Robillard AG, Brathwaite RL, Gallito-Zaparanik P, Kennedy S. Challenges and strategies of frontline staff providing HIV services for inmates and releases. *J Correct Health Care*. 2011;17(4):344–60.
- Maruschak L. In: US Department of Justice, editor. *Bureau of Justice Statistics Bulletin: HIV in prisons, 2007–2008*. Washington, D.C.: Bureau of Justice Statistics; 2009.
- Maruschak L. HIV in prisons, 2000. In: Edited by US Department of Justice. Washington, D.C.: Bureau of Justice Statistics Bulletin; 2002.
- Rosen DL, Schoenbach VJ, Wohl DA. All-cause and cause-specific mortality among men released from state prison, 1980–2005. *Am J Pub Health*. 2008; 98(12):2278–84.
- Rosen DL, Schoenbach VJ, Wohl DA, White BL, Stewart PW, Golin CE. Characteristics and behaviors associated with HIV infection among inmates in the North Carolina prison system. *Am J Pub Health*. 2009;99(6):1123–30.
- Westergaard RP, Spaulding AC, Flanigan TP. HIV among persons incarcerated in the USA: a review of evolving concepts in testing, treatment, and linkage to community care. *Curr Opin Infect Dis*. 2013;26(1):10–6.
- Spaulding AC, Seals RM, Page MJ, Brzozowski AK, Rhodes W, Hammett TM. HIV/AIDS among inmates of and releases from US correctional facilities, 2006: declining shares of epidemic but persistent public health opportunity. *PLoS One*. 2009;4(11):e7558.
- Center for Disease Control and Prevention (CDC). HIV testing implementation guidance for correctional settings. In; 2009.
- Maruschak LM, Berzofsky M, Unangst J. In: U.S. Department of Justice Office of Justice Programs Bureau of Justice Statistics, editor. *Medical problems of state and federal prisoners and jail inmates, 2011–12; 2015*. p. 1–22.
- Solomon L, Montague BT, Beckwith CG, Bailargeon J, Costa M, Dumont D, et al. Survey finds that many prisons and jails have room to improve HIV testing and coordination of postrelease treatment. *Health Aff*. 2014;33(3):434–42.
- Center for Disease Control and Prevention (CDC). CDC releases revised HIV testing recommendations in healthcare settings. 2006.
- Obermeyer CM, Osborn M. The utilization of testing and counseling for HIV: a review of the social and behavioral evidence. *Am J Public Health*. 2007; 97(10):1762–74.
- Center for Disease Control and Prevention (CDC). HIV prevention strategic plan: extended through 2010. Center for Disease Control and Prevention; 2010.
- Belani H, Chorba T, Fletcher F, Hennessey K, Kroeger K, Lansky A, et al. In: Center for Disease Control, editor. *Integrated prevention services for HIV infection, viral hepatitis, sexually transmitted diseases, and tuberculosis for persons who use drugs illicitly: summary guidance from CDC and the U.S. Department of Health and Human Services; 2012*.
- Baillargeon J, Giordano TP, Rich JD, Wu ZH, Wells K, Pollock BH, et al. Accessing antiretroviral therapy following release from prison. *JAMA*. 2009; 301(8):848–57.
- Iroh PA, Mayo H, Nijhawan AE. The HIV Care Cascade before, during, and after incarceration: a systematic review and data synthesis. *Am J Public Health*. 2015;105(7):e5–16.
- Chandler RK, Kahana SY, Fletcher B, Jones D, Finger MS, Aklon WM, et al. Data collection and harmonization in HIV research: the seek, test, treat, and retain initiative at the National Institute on Drug Abuse. *Am J Public Health*. 2015;105(12):2416–22.
- Gange SJ, Kitahata MM, Saag MS, Bangsberg DR, Bosch RJ, Brooks JT, et al. Cohort profile: the North American AIDS Cohort collaboration on research and design (NA-ACCORD). *Int J Epidemiol*. 2007;
- May MT, Ingle SM, Costagliola D, Justice AC, de Wolf F, Cavassini M, et al. Cohort profile: antiretroviral therapy Cohort collaboration (ART-CC). *Int J Epidemiol*. 2014;43(3):691–702.
- Kitahata MM, Rodriguez B, Haubrich R, Boswell S, Mathews WC, Lederman MM, et al. Cohort profile: the Centers for AIDS research network of integrated clinical systems. *Int J Epidemiol*. 2008;37(5):948–55.
- Nance R, Crane H, Golin C, Wechsberg W, Gordon M, Cunningham C, et al. Co-calibration of two validated, self-reported measures of ART adherence in the CFAR network of integrated clinical systems (CNICS) research network and STTR consortium. Miami: 10th International Conference on HIV Treatment and Prevention Adherence; 2015.
- Strand L, Nance R, Chandler RK, Cunningham W, Riley ED, Mehta S et al. Initial data harmonization in the STTR HIV consortium: evaluating the relationship between antiretroviral adherence and substance use. In: Society for Epidemiologic Research (SER) Annual Meeting. Denver, CO; 2015.
- Loeliger K, Biggs ML, Seal D, Gordon M, Beckwith C, Kuo I et al. Gender differences in sexual risk behaviors among HIV-infected and uninfected persons involved in the U.S. criminal justice system: the STTR harmonization project. National HIV Prevention Conference. Atlanta, GA; 2015.
- Loeliger KB, Biggs ML, Young R, Seal DW, Beckwith CG, Kuo I, et al. Gender differences in HIV risk behaviors among persons involved in the U.S. criminal justice system and living with HIV or at risk for HIV: a "seek, test, treat, and retain" harmonization consortium. *AIDS Behav*. 2017. doi:10.1007/s10461-017-1722-9. [Epub ahead of print].