

Available online on 15.01.2019 at <http://jddtonline.info>

# Journal of Drug Delivery and Therapeutics

Open Access to Pharmaceutical and Medical Research

© 2011-18, publisher and licensee JDDT, This is an Open Access article which permits unrestricted non-commercial use, provided the original work is properly cited



Open Access

Research Article

## Synthesis of different $\alpha$ , $\beta$ - unsaturated oxazolone derivatives

Phalke Pallavi L \*, Kale Rupali B, Modhave Mayuri B, Sonawane Pratiksha S, Khaire Sayli R, Jadhav Suresh L

Vishal Institute of Pharmaceutical Education &amp; Research. Tal-Junnar, Dist-Pune, Maharashtra 412411

### ABSTRACT

Acetyl glycine were prepared from glycine acetic anhydride and then 2, 4-disubstituted Oxazol-5-one were prepared from acetyl glycine, substituted aldehydes, acetic anhydride, and sodium acetate as a catalyst. The formed product is evaluated and characterized by thin layer chromatography, infrared spectroscopy and melting point. The,  $\beta$ - unsaturated shows ability to react with various nucleophilic reagents for synthesis of new fused oxazole compounds.

**Keywords:** glycine, acetic anhydride, aldehyde Sodium acetate, Oxazolone, E. coli, Antibacterial Activity.

**Article Info:** Received 20 Nov 2018; Review Completed 02 Jan 2019; Accepted 04 Jan 2019; Available online 15 Jan 2019



### Cite this article as:

Phalke PL, Kale RB, Modhave MB, Sonawane PS, Khaire SR, Jadhav SL, Synthesis of different  $\alpha$ ,  $\beta$ - unsaturated oxazolone derivatives, Journal of Drug Delivery and Therapeutics. 2019; 9(1):124-127

DOI: <http://dx.doi.org/10.22270/jddt.v9i1.2189>

### \*Address for Correspondence:

Ms. Phalke Pallavi L, Vishal Institute of Pharmaceutical Education & Research, At-Ale Tal-Junnar, Dist-Pune pin-412411

### INTRODUCTION

Oxazolone is a five member heterocyclic ring containing oxygen nitrogen in it. These five member heterocyclic ring act as pharmacophore for synthesis various biologically active chemical agents. Oxazolones are used as important precursor for the synthesis of various chemical compounds such as amino alcohols, amides<sup>1</sup>, amino acid<sup>2, 3</sup>, dyes<sup>3, 4</sup>, heterocyclic precursors and various biologically active compounds.

Substituted Oxazole derivatives are found to be associated with various biological activities such as antibacterial<sup>5</sup>, antifungal<sup>6</sup>, antitubercular, and anti-inflammatory<sup>7</sup>. Oxazole's are well known as important structural units in a wide variety of biologically active natural products as well as useful synthetic intermediates<sup>8-10</sup>. The oxazolone ring occurs naturally and the total synthesis of natural products with a wide variety of biological activities containing oxazole moiety is an area of intense research. Other applications of oxazole derivatives include the use as pesticides, fluorescent whitening agents, lubricants, dyes and pigments<sup>11-19</sup>. Therefore, there is considerable interest of having available efficient routes to these heterocycles and better understand their reactivity. The ability of  $\alpha$ ,  $\beta$ -unsaturated ketones to react with various nucleophilic reagents prompted us to synthesis some new fused oxazole compounds.

### METHOD & MATERIAL

Melting points of all synthesized compounds were determined in open capillary tubes on an electro thermal apparatus (Veego Model VMP DS) and are uncorrected.

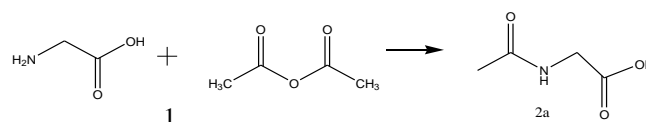
The purity of the compounds was monitored by thin layer chromatography on silica gel coated aluminum plate.

The infrared spectrometer used for the characterization of various oxazolone compounds was Perkin Elmer Spectrum 65. The KBr pellet technique is used for the characterization of oxazoles.

### EXPERIMENTAL

#### Synthesis of Acetyl glycine

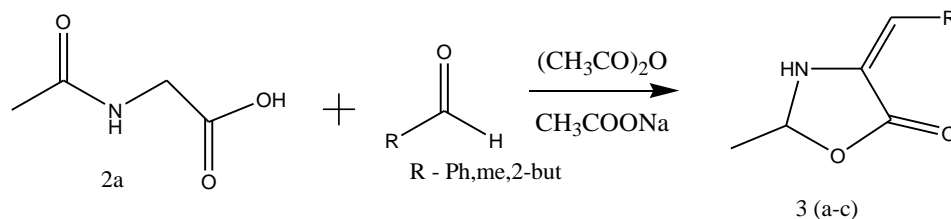
**General Reaction:** Acetyl glycine is prepared from glycine and acetic anhydride in presence of water.



#### Procedure

Place glycine and water together in a conical flask. Stir the content of conical flask vigorously until all the solid has completely dissolved. To the resulting solution add acetic anhydride in one portion and stir the solution vigorously for 15 to 20 minutes. After stirring the solution became hot and

some acetyl glycine may crystallize. Cool the solution in refrigerator for around overnight. Next morning collect the sample and filter it with the help of Buchner funnel. Collect the precipitate and wash with cold water and dry at 100°C. The melting points of the formed product were found to be 207-208°C. combine the filtrate and washings and evaporate it to dryness under reduced pressure on water bath at 50-60°C and with the help of boiling water recrystallize the residue.



### Procedure

Take 1 gm of Acetyl glycine, 1.36 gms of various aldehydes, 0.51gm of anhydrous sodium acetate and 2.18gm of acetic anhydride in flask. Warm the content of flask with occasional stirring until solution is complete. Heat the solution for about 1 hour, after completion of heating cool it and leave the content of flask overnight in a refrigerator. Next morning stir the solid mass of yellow crystals with cold water. Recrystallise it from carbon tetrachloride. Dry the product and take the resulting yield.

### Biological Activity

Oxazolone is the five membered heterocyclic ring containing O and Nitrogen as heteroatom. Oxazolones having various pharmacological activities such as anticancer, antidiabetic, antifungal, antibacterial, Analgesic, Anti-inflammatory etc. But here we are mainly focusing on the Antibacterial activity of the synthesized compound<sup>20-23</sup>.

Collect the solid which separates, wash, and dry it as before. The second fraction of acetyl glycine.

### (B) Synthesis of 2,4 disubstituted, 1-3 Oxazole 5-one

#### General Reaction

Acetyl glycine and different aldehydes with acetic anhydride in presence of sodium acetate treated with each other to get 2,4 disubstituted, 1-3 oxazole 5-one.

### Microbial study:

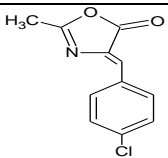
Modified agar well diffusion method was used to determine antimicrobial activity of the synthesized oxazolone derivatives. For evaluating antimicrobial activity we use culture of E.coli as Gram negative microorganism respectively<sup>20,22</sup>. Here first we prepared nutrient agar plates these nutrient agar plates were seeded with 0.2 ml of 24 h broth culture of E.coli. The plates were set for solidification after solidification of agar, wells were cut at equal distance in each plate by using a sterile 8mm borer. The dilutions of the synthesized compounds were prepared like 100µg/ml, 250µg/ml, 500µg/ml, and 750µg/ml. The wells of the plates were filled with near about 0.5ml of the dilution. After that plates were incubated for about 24 hours at 37°C. After 24 hours the antibacterial activity was evaluated by measuring zone of inhibition in cm<sup>24,25</sup>. After evaluation it has been found that compound 3e shows highest antibacterial activity 3c shows least Activity<sup>26,27</sup>.

**Table 1: Evaluation of biological Activity**

Sr.no	Name of Compound	Zone of Inhibition in mm			
		100µg/ml	250µg/ml	500µg/ml	750µg/ml
3a	4-(4-Chlorobenzylidene)-2-methyl-1,3-oxazol-5-one	10	12	14	16
3b	4-(4-fluorobenzylidene)-2-methyl-1,3-oxazol-5-one	11	13	15	17
3c	4-(4-hydroxy-3-methoxybenzylidene)-2-methyl-1,3-oxazol-5-one	7	09	11	13
3d	4-(4-ethylidene)-2-methyl-1,3-oxazol-5-one	8	10	12	14
3e	(4)-4-benzylidene-2-methyl-1,3-oxazol-5-one	12	15	17	18
3f	4-(4-methoxybenzylidene)-2-methyl-1,3-oxazol-5-one	10	12	14	15

## RESULTS AND DISCUSSION

**Table 2: Name, Structure, Physical Characteristic and Yield of the synthesized compound.**

Sr.No	Name of Product	Starting Material	% yield	Colour
3a	 (4Z)-4-(4-chlorobenzylidene)-2-methyl-1,3-oxazol-5(4H)-one	4-Chlorobenzaldehyde	73.52%	Yellow

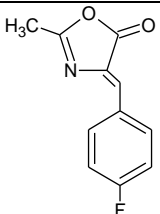
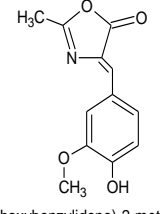
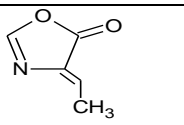
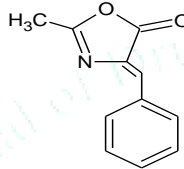
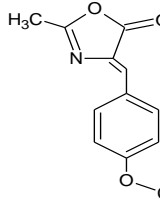
3b	 <p>(4Z)-4-(4-fluorobenzylidene)-2-methyl-1,3-oxazol-5(4H)-one</p>	4-Flurobenzaldehyde	85.14%	White
3c	 <p>(4Z)-4-(4-hydroxy-3-methoxybenzylidene)-2-methyl-1,3-oxazol-5(4H)-one</p>	vanillin	80.58%	yellow
3d	 <p>(4Z)-4-ethylidene-1,3-oxazol-5(4H)-one</p>	Acetaldehyde	87.1%	white
3e	 <p>(4Z)-4-benzylidene-2-methyl-1,3-oxazol-5(4H)-one</p>	Benzaldehyde	75.75%	white
3f	 <p>(4Z)-4-(4-methoxybenzylidene)-2-methyl-1,3-oxazol-5(4H)-one</p>	4-Methoxy Benzaldehyde	77.22%	white

Table 3: Characterization of the synthesised compound

Sr. no	Name of Compound	Melting Point	IR frequencies (cm <sup>-1</sup> )
3a	4-(4-Chlorobenzylidene)-2-methyl-1,3-oxazol-5-one	205 <sup>o</sup> c	C=O -1719.36 NH-3351.91 C-F-852.76 C-N 1136.19
3b	4-(4-flurobenzylidene)-2-methyl-1,3-oxazol-5-one	201 <sup>o</sup> c	C=O -1720.11 NH-3348.86 C-Cl-745 C-N 1136.40
3c	4-(4-hydroxy-3-methoxybenzylidene)-2-methyl-1,3-oxazol-5-one	199 <sup>o</sup> c	C=O -1720.12 NH-3351.99 C-N 1136.21
3d	4-(4-ethylidene)-2-methyl-1,3-oxazol-5-one	207 <sup>o</sup> c	C=O -1722.93 NH-3351.76 C-N 1137.00
3e	(4)-4-benzylidene-2-methyl-1,3-oxazol-5-one	210.7 <sup>o</sup> c	C=O -1766.89 NH-3352.27 C-N 1121.09
3f	4-(4-methoxybenzylidene)-2-methyl-1,3-oxazol-5-one	207.7 <sup>o</sup> c	C=O -1720.46 NH-3351.59 C-N 1136.25

During the course of our studies we found that glycine reacted efficiently with acetic anhydride, to provide acetyl glycine regioselectively in 90.14% yield (2a). In order to compare the present method with the one the reaction of **3a-f** with **2a** was carried out in acetic anhydride under refluxing condition with different aldehyde in presence of sodium acetate for 2h when **3a** was isolated in 85.14% yield. **3b** was isolated in 73.52% yield **3c** was isolated in 80.58% yield **3d** was isolated in 87.1% **3e** was isolated in 75.75% **3f** was isolated in 77.22 % yield.

## CONCLUSION

The presented research work is an important development in the synthesis of biologically active oxygen containing heterocycles i.e. oxazolones. This method has various advantages such as easy work up, high yield and short reaction time. All the compound were evaluated for antimicrobial activity & it has been found that (4)-benzylidene-2-methyl-1, 3-oxazol-5-one shows highest antimicrobial activity.

## ACKNOWLEDGEMENT

The authors gratefully acknowledge the contributions of Dr. D. D Gaikwad (CEO) Vishal institute of pharmaceutical education research, Ale, Pune for constant motivation and encouragement. We would like to thank our principal Dr. Jadhav S.L for providing us suitable environment for this work. Special thanks to teaching and non-teaching staff of chemistry and Microbiology department.

## REFERENCES

1. Bala S, Saini M, Kamboj S, Methods for synthesis of Oxazolones, A Review, International Journal of Chem Tech Research, 2011; 3:1102-1118.
2. Tikdari M.A, Fozooni S, Hamidian H., Dodecatungstophosphoric Acid (H<sub>3</sub>PW<sub>12</sub>O<sub>40</sub>), Samarium and Ruthenium (III) Chloride Catalyzed Synthesis of Unsaturated 2-Phenyl-5(4H)-oxazolone Derivatives under Solvent-free Conditions Molecules, 2008; 13:3246-3252.
3. Fozooni S, Tikdari M.A., Hamidian H, Khabazzadeha H, A synthesis of some new 4-arylidene-5(4H)-oxazolone azo dyes and an evaluation of their solvatochromic behavior, ARKIVOC 2008; (xiv):115-123.
4. Towns, A.D, Developments in azo disperse dyes derived from heterocyclic diazo components, Dyes and Pigments, 1999; 42:3.
5. Janmajoy et al. A Review On Oxazolone, It's Method of Synthesis and Biological Activity. European Journal of Biomedical and Pharmaceutical Sciences. 2015; 2 (3):964-987.
6. C. George, N. Martin, R. Ray, Thiourea derivatives of 2-aminoxazoles showing antibacterial and antifungal activity J. Med. Chem. 1973; 16:1402-1405.
7. Anna C.G, Helenam I.M.B, Scitt G.F, Clifton E.B, Brent R.C, Tetrahedron Letters, 2005; 46:7355
8. Wipf P, Synthetic Studies of Biologically Active Marine Cyclopeptides, Chem.Rev, 1995:2115-2134
9. Cicchi S, Cordero FM, Giomi D, 7 Five-membered ring systems: With O & N atoms, Progress in Heterocyclic Chemistry 14; 2002:235-256.
10. Doyle KJ, Moody CJ, The synthesis of oxazoles from diazocarbonyl compounds, Tetrahedron 50, 1994; 3761
11. Katritzky AR, Rees CW, in Comprehensive Heterocyclic Chemistry Eds; Pergamon Press: Oxford, 1984; Chapt-18
12. Lang Jr, SA Lin YI, in: AR. Katritzky, C.W. Rees, K.T. Potts (Eds), Comprehensive Heterocyclic Chemistry, Pergamon, Oxford, 1984; 6: Chapter 4.16 and Chapter 4.18
13. Pinho E Melo T.M.V.D, Recent Advances on the Synthesis and Reactivity of Isoxazoles, Current Organic Chemistry. 2005; 9: 925
14. Yeh V.S.C, Recent advances in the total syntheses of oxazole-containing natural products, Tetrahedron 2004; 60:11995-12042
15. Hamada Y, Shioiri T, Recent Progress of the Synthetic Studies of Biologically Active Marine Cyclic Peptides and Depsipeptides, Chem. Rev. 105, 200; 54441-4482
16. Vijay V. Dabholkar and Sagar D. Parab, Synthesis of novel triazole, quinoline, oxazole and imidazole annulated carbostyrils by microwave irradiation, Indian Journal of Chemistry, 2007; 46B:344-348.
17. Vijay V. Dabholkar and Sushil Kumar J. Mishra, Microwave-mediated synthesis of some novel heterocycles containing thiazole, oxazole, thiazine, oxazine, thiadiazine and triazolo-thiadiazine moiety Indian Journal of Chemistry, 2006; 45B:2112-2017.
18. Vijay V. Dabholkar and Sushil Kumar J. Mishra, Efficient synthesis of some novel spiro heterocycles containing thiazole, oxazole, thiadiazole and triazolo-thiadiazole moiety under microwave irradiation, Heterocyclic Communication; 2006; 12(3-4):241.
19. Vijay V. Dabholkar and Ashish S. Sanghvi, Synthesis of oxazoles, thiazoles and Benzothiazines by microwave technique, Indian Journal of Heterocyclic Chemistry, 2006; 16:105.
20. Cruickshank R, Duguid JP, Marmion BP, A guide to the laboratory diagnosis and control of infection - v.1: Microbial infections. - v. 2: The practice of medical microbiology 12th Edn, 11, 1975, (Churchill Livingstone, London).
21. Arthington-Skaggs BA, Motley M, Morrison CJ, Comparative Evaluation of PASCO and National Committee for Clinical Laboratory Standards M27-A Broth Microdilution Methods for Antifungal Drug Susceptibility Testing of Yeasts, J. Clin. Microbiology, 2000; 38:2254-2260.
22. Sharma N, Banerjee J, Shrestha N, Chaudhury D, A Review On Oxazolone, It's Method Of Synthesis And Biological Activity, European Journal of Biomedical and Pharmaceutical sciences. 2015:2(3):964-987
23. Tandel RC, Mammen D, Synthesis and study of some compounds containing oxazolone ring, showing biological activity, Indian Journal of Chemistry, 2008:47B:932-937.
24. Gerard J. Tortora; Berdell R. Funke; Christine L. Case Microbiology: An Introduction. 9<sup>th</sup> ed, 2006; 602
25. Phalke et al, Formulation And Evaluation Of Toothpaste Containing Combination Of Aloe And Sodium Chloride, IJPSR, 2019; 10(3):1000-06.
26. Olomola AABA, Akinboye TO, Olasunkanmi AJ, Olasunkanmi OO, Synthesis, Antimicrobial Activities And Computational Studies Of Some Oxazolone Derivatives.. Ife Journal of Science, 2018:20(1):1-14
27. Dixit A, Garg G, Sharma NP, Shrivastava DK, Sharma A, Synthesis & Biological evaluation of Oxazolone derivatives Current Research in Pharmaceutical Sciences 2011; 02:86-91.