

## Innovation of Advanced 3D Printing Technology in Medical Field

<sup>1</sup>Bhavya Shree M N, <sup>2</sup>Jyothi L, <sup>3</sup>Nirmala, <sup>4</sup>Komala N

Department of Information Science and Engineering

Rajarajeswari College of Engineering

Bengaluru, India

Email: <sup>1</sup>bhavyashree198@gmail.com, <sup>2</sup>jyothilakshman.97@gmail.com, <sup>3</sup>vnirmala009@gmail.com,

<sup>4</sup>komalapapu143@gmail.com

### Abstract

*In today's world health problems are the main issues faced by people. Due to this people may suffer with health disorders like oral cancer and their body parts may be damaged and removed due to accidental issues and incomplete or improper surgeries. Previously, medical organization makes use of artificial organs and improper artificial body parts to treat the patients. In the present days, we make use of 3D printing technology which produces high accuracy, less time and low cost. Nagoya Municipal Industrial Research Institute invented this technology in 1982. This technology is enormously used in prototype manufacturing and health industry.*

**Index Terms:** 3D printing, Novelty, Importance, Uncertainty and Complexity

### INTRODUCTION

Medical field requires high resolution and three dimensional images to identify the patient disorders. Image processing plays an extraordinarily crucial role in visualizing 3D images and in generation of multiplanar images. Three-dimensional printing is a production process which involves layer by layer deposition of materials that is plastic, metal, ceramic, powders, living cells to produce real 3D object. The other names of this process are additive manufacturing, rapid prototyping, and solid free-form technology. Most of the medical models are manufactured by using rapid prototyping technology.

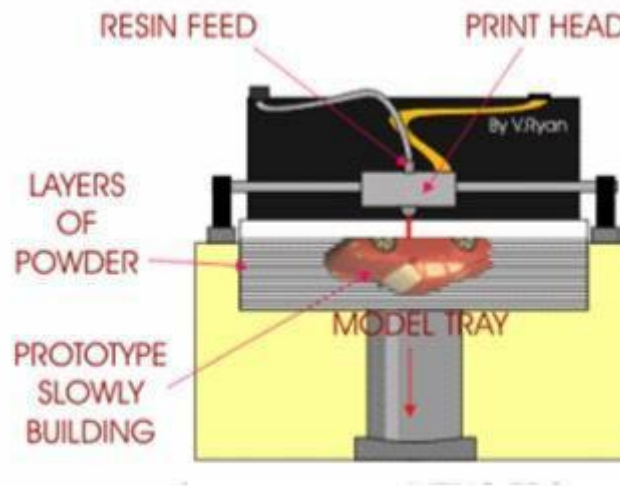
This rapid prototyping is also known as layer-based manufacture or solid freeform deposition. This process involves translation of 3D models designed by using computer aided design software into real existing models. This translation involves division of prototype model into small chunks/fragments of fixed thickness and then these chunks are combined to form final model. Instead Of producing

prototype model, the rapid manufacturing of 3D printing technology directly produces final product in a faster way.

The advantages of using 3D printing is, it allows the users to design prototype models, digital files and send to the manufacturers to produce particular products according to user requirement. 3D printing technology has its enormous applications in medical field. To produce the natural organs we make use of Bio-ink jet printing technology in which living cells is used as ink and for attachment purpose hydro gels is used as gum that strong stiffness and support. This paper make use of 3D printing technology to evaluate medical models by using analytical hierarchical processes (AHP) which involves domain, criteria factors. Oral sickness occur any place inside the gate outwardly of speech, lips, contained in the cheeks and within the salivary glands. Artificial body parts are composed by 3Dprint automation. Successful Business for 3D impression has a number of benefits that is Fast initiation of goods

with less time, reasonably priced prototyping, no waste of material and it provides enhance performance. The uses of 3D printing in medical field gives a

number of benefits, the customization and objectification of medicinal products, drugs, and gear, cost-effectiveness, good quality product.



*Fig1: 3D printing parts*

### RELATED WORKS

Preparation of precise three-dimensional objects tells surgical making plans, artificial body parts and related forms the use of 3D print or swift prototyping is finalized and tested. Materials and strategies include 3D objects triumph over the restrictions of 3D originality which is visible only on flat screen. Data collected by visualizing images in two dimensions can be converted to three dimensions and then fed into 3D printing technology. 3D objects could be created in response to CT or MRI volumetric therapeutic drawings. But the disadvantage is price and complications [1].

Additive manufacture (AM), made up of 3D impression, has the capacity to overrun fabrication afford chains, in keeping with the recent word. Building the longer term: assessing 3D print' opportunities and demanding situations" takes it slow and results passion depend on how quickly cost decreases and throughput increases. Materials and strategies used is, they make

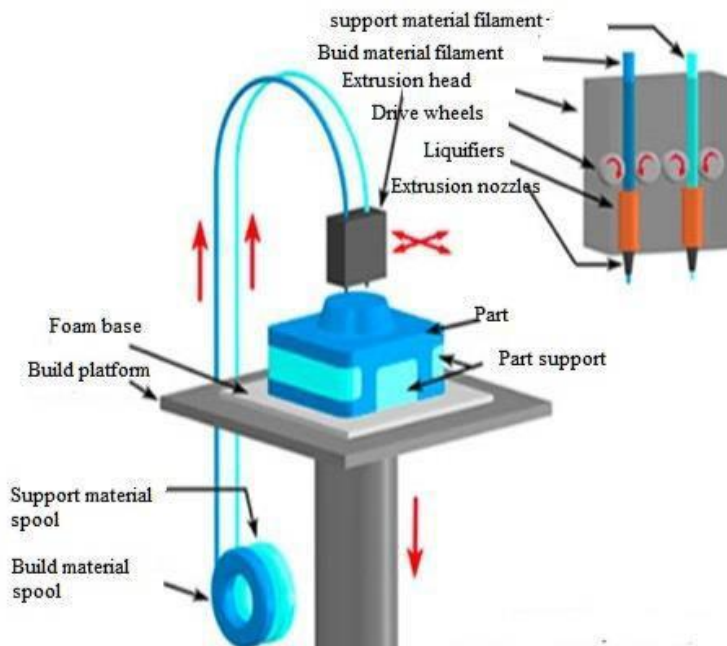
use of number of alternative 3D printing technologies: stereo lithography(SLA), selective ray sintering, inkjet printing, fused deposition, polyjet printing. Advantages are Ability to readjust to purchaser's demands for all the time-evolving products. Disadvantages are there was a restricted situation due to throughput advance is best for one to ten pieces. But this technology will cost too high for hundred or thousand products [2].

With some great benefits of increased throughput, accurate, and correct placing of cells and biometrical scaffolding to the specified 2D and 3d locations, bio impression has fine potential to cultivate trusting approaches in translational remedy and replacement of organs. This Methodology could easily incorporate the ejected livelihood systems in the case of the correct ordering of tissue development. With layer by layer deposition, tissues with complicated structures will be made by making use of scanned CT or MRI images. **Advantages:** increased

throughput, digital control, and definite order of cells, Biomaterial scaffolding to the specified 2D and 3D location, bio printing has absolute ability to promote promising methods in translational prescription and structure replacement, this printing has no bad or adverse effects. **Disadvantages:** Cartridge expense: you

can buy an economical inkjet printer but drawback is cartridge replacement again and again takes long term and cost will increase, you can form negligible volumes of documents since it works slower, and the inks are clogged inside the printers. So there are actually sanitation cycles to run printers[5].

## EXISTING SYSTEM



*Fig. 2: Showing a fused deposition modeling*

Fused deposition modelling is a type of deposition Modelling is definitely an add-on construction technology generally used in making models, prototyping, and manufacturing applications. FDM working principle is based on “additive” in which materials are laid down in layers. An elastic fibre or hardware line is unwound deriving out of a tendril and materials are supplied to nozzle. By supplying heat to the nozzle, materials will be melted. So that it can be moved in two plane directions by using certain mechanisms. The small portion is produced by extruding negligible thermo synthetic subject material to compose layers because the subject material hardens instantly. Compared to FDM, rapid prototyping facilitates repeated testing, and not much

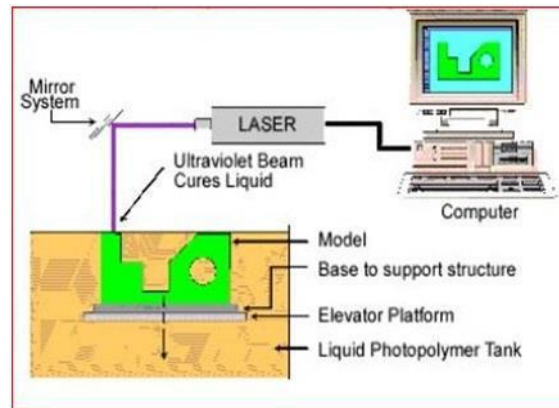
expensive means the cost is not too high.

Advantage is this technology is cheaper since it uses plastic. High clarity and visualization is achieved by 3D printers in many applications, Cheaper since uses plastic, more expensive models use a different (water soluble) subject matter to remove supports. Even cheap 3D printers have enough resolution for many applications. Disadvantage: This technology requires removing and sanding, warping and limited testing.

Next technique is *SLA* –Stereo lithography is a preservative erection operation whichever employs ultraviolet restorable photopolymer “paste” and ultraviolet laser to assemble layers one by one. New

subject matter. Less expensive, swift prototyping technologies. Advantages are like Speed is the main benefit of stereo lithography and its components can be produced within a day Prototypes

produced from stereo lithography are stiff and strong therefore it can be used for metal casting methods. Disadvantage is cost is too high.



*Fig. 3: showing a stereo lithography*

### PROPOSED SYSTEM

Rapid prototyping is usually a organization of techniques adopted vigorously to formulate and build a approach to an environmental duty or collection of the use of three-dimensional computer aided design picture. Fabrication of each of the component integration is made using 3D-printing or “extra assembling” industrialization. Rapid prototyping design is mainly utilized to produce designs and model shares. In existing system they're recycled for any big selection of applications and are adopted for fabricating manufacture of high quality shares in comparably limited numbers if wanted.

#### **Factors with RP for therapeutic varieties**

**Cost:** Using RP models to solve manufacture issues can help to redeem millions of dollars for high-amount of yielding. In comparison, medicinal varieties optimize a surgeon’s outlining time and enhance upraised quality and effectiveness. These problems are harder to quantify in terms of finance, but it is fine that only the more complicated cases can validate the cost of models.

**Speed:** RP varieties can often take a day or even large to form. The info preparation can in fact take even longer. This means therapeutic forms can only be included in surgical procedures that want a long-term planning and cannot be nearly new as aids for quick operations.

**Materials:** Only a few RP components are categorized as safe for transport in the direction of through to the operating theatre and none are presently capable of body placed inside the body. This limits the boundary of uses for designs.

**Ease of use:** RP automation generally depends on the levels of scientific expertise in ordered to produce good quality forms. This is specifically true of your bigger, more complicated and more resourceful machines, which are also not distinctly well fitted to pharmaceutical laboratory environments. There are a numerous of categories RP technologies available for the fabrication of therapeutic forms. Each automation varies with respect to the factors as discussed above (speed, accuracy, cost, ease of use, and range of materials). The 3D printing tool

has difference price ranges depends on configuration of buying cost that select the right type of 3D printing tool.

***The framework of Analytical Hierarchy Process***

The multilevel model for the AHP approach is outlined in light of the broad survey of writing from different sources. It is partitioned within quaternary level and arranged in descending order. The first hierarchy presents the overall goal which is the selection of “3D printing machinery applied on therapeutic varieties” for best interpretation factors in Hospital/Medical Centre. In the second one wreck, four criteria worried of the soon total are mixed it up, exceptionally Novelty, Importance, Uncertainty, and Complexity examination criteria. Each verification itself incorporates numerous sub-criteria inside the third hierarchy. For instance, Novelty point of reference is clarified by three sub-criteria as business centre, commercial sources, and person's encounters. Significance understanding area incorporates improve association, viability and capacity in three criteria. Vulnerability area incorporates two criteria as of expert staff and risk straightens. The last space Complexity incorporates quaternion criteria as Bargaining power, Extent of decision, and Reciprocity quaternary criteria. Under these criteria likewise degree many sub-criteria that incorporates Negotiation capacity and accumulation picture under Bargaining power; there are coordinate purchaser needs and finish data under Extent of decision; and last incorporates correspondence substance, and Benefit and obligation under Reciprocity.

***3d Printing Cycle***

The Printing Cycle our 3D issuance treats is vacuum and amazingly mechanical. Every one of the stairs depicted going to occur with none products starting at you.

**Planning** — when you coordinate on "3D Print" starting at Z-Print, the daisy-wheel printer starts a pre-gather rehearse.

To begin with, it warms the air inside the typographer to manufacture the most positive running circumstance for 3D circulation. At an undifferentiated from pace, the mechanical gadget fills the expand governing body utilizing a 1/eighth square (3.18 mm) sheet of clean all together that the works, soon after full, push this one mesh for clear substitution. The mechanical gadget can likewise run a computerized head arrange propensity. This pace is made out of dissemination a framework out upon the mesh, examination the framework utilizing an automated eye, and adjusting its own etching heads proportionately.

**Printing** — prior the pre-create unremarkable is add up to, the distributor immediately starts print the chunks started inside the Z-Print program. the mechanical gadget stores grind leaving the bowl inside the back of your mechanical gadget, a thin 0.004 one thirty-6th of a yard (0.1 mm) chunk forward over the amplify stage the etching carriage at that point streams over the previously mentioned one thickness, saving note pad (and different inks for a shading outline) inside the arrangement of one's first cut that was sent start at Z-Print. The organizer hardens the document so inspecting of one's plan, leaving rest of one's record dry for reusing. At the one being referred to confine, the transformer under the collect box brings down the tidy bed 0.004 fingerbreadth (0.1 mm), get ready for the consequent sheet. The musicality rehashes itself before the shape is executed.

**Defiling/reusing** —when a prototype is completed, the prototype is suspended in finely powder to clean and treat. At the highest point of your recuperating



possibility, the mechanical gadget more than once disposes of such a large amount of one's document leaving round the assortment by applying space push and wavering sliding of your create association. The simple record is pneumatically passed on amid the plan, separated, and take up the response to be utilized as a part of back to back reinforces a short time later. Advantages and disadvantages are Perfect suitable and preferable to human body, less costly, increased speed. Lightweight subject materials need polypropylene, titanium, aluminium. The limbs produced by 3d printed will function same as that of natural limbs. Easy to discover the exact scene of malignancy. And the disadvantage is Lawbreakers may utilize the previously mentioned one motorization to coordinate restricted creation.

### **Applications**

#### **Biomedical Engineering**

In recent generation specialists and creators have in advance had the ability to use 3D print mechanization to configuration collect works and business of units. By making the cells particularly for any specific patient, you may make certain the setback's material won't turn down the mouthpiece. More request of 3D issuance inside the biomedical handle is an outstanding of making stems and separate remains sides out of mineral or more subject materials to recoup out of date or harmed stems. Presently prosthetic arms are profoundly expensive and usually aren't specially crafted for the subject's needs. 3D conveyance is being pre-claimed to frame and bring technique prosthetic arms to fulfill the requirements of patients.

#### **Aerospace and Automobile Manufacturing**

High apparatus organizations like aviation and traveller auto producers have just been

the utilization of 3D print as a prototyping for some time now. This method of shape and 3D impression has permitted the previously mentioned organizations to advance their gets ready speedier than everlastingly sooner than attributable to the huge therapist inside the plan course.

#### **Construction and Architecture**

Engineers and city organizers happen to be the utilization of 3D printers to begin a model of your format or state of a working for various agedness. Presently they are searching for methods for utilizing the 3D print view to begin total structures. They would pass by the utilization of the 3D point display formed on CAD programming, to shape a sheet by chunk design on the working with regards to a typical 3D printer go's today. The greater part of your advancement around there should originate from the formation of your fitting topics.

#### **Product Prototyping**

The making of another create is regularly one in all that reality comes to many emphases of one resembles aim. 3D Printing changed the vitality by lets in preparers to manufacture and day after today observe and bit their point. Never it takes long for certainly one to go to an understanding one devise to shape.

### **METHODOLOGY**

#### **Design of 3d Printing Objects**

Every one of the sides made with a 3D laser printer must be shaped the utilization of a number type of CAD shareware. This assortment of administration is reliant absolutely on the standard of your CAD make and in like manner the accuracy of one's distributor.

There are numerous assortments of CAD groupware convenient; a couple is everywhere opportunity includes you to

search for the working framework or have an endorsement.

- Choosing what style of CAD working framework help you'll depend on the contributions of what you're pointing. However for amateurs, that one absolutely want to learn CAD and make fundamental shapes and looks, any of one's eager CAD spreadsheet bundles slant do.
  - While making a side arranged 3D engraved the accompanying focuses must be remembered:
  - The side deficiencies extreme a strong, who is, not only a surface; it needs to have a unique number.
  - Making brilliantly limited, or unpredictable puss is most likely not engraved as needs be, this is reliant particularly at the sort of 3D printer who is enrol be reused.
  - Parts after overhanging lineaments feeling deficiency underpins expected stamped impeccably. This should be possessed into thought later rear the model needs prospective wiped wipe by removing the backings. This won't be a trouble nisi the side is profoundly unpredictable, later it could crush.
  - Be ensured to review the 3D typesetter in front of its utilization, it's far important to guarantee that one the side adheres fitly to the amplify cut. On the off chance that it doesn't, at a number point the side may occur loose and wrack the aggregate scatter work.
  - Some evaluation should be inured the coordination of one's business, a short time later a number laser printers are excessively right at the X and Y tomahawks, and afterward the Z hub.

### ***How Does 3d Printing Technology Works***

- The structural scheme of a 3D laser printer consider hurriedly radically change a concept right into a real complain. Which idea is often early embodied within a 3D c variety created

in 3D CAD operating system please real works.

- All of those program tools smuggle 3D forms as scrapes in same old configurations for 3D distribution, in conjunction with .STL, WRL, .PLY, 3DS and .ZPR the dumped burnish is often a knit, or list of threesome aligned predate, who encase a 3D strength. In more talk, the devise at this one moment should be able to lie inside the world of nature, not only on a mainframe.
- With the smooth now inside a scheme, you introduce ZPrint shareware in your Pc
- the use of ZPrint, you are able to adjust up or extent down the smooth you should publish, align the work within the strengthen cubicle, and guide the 3D daisy-wheel printer publish more than one versions of your task inside the carbon produce (without or with variations)
- Then ZPrint hacks the 3D form enter toward rout of microcomputer cross-section, or sheets. each 0.004 one thirty-sixth of a yard (0.1 mm ) hack show a slab of one's form forthcoming fabricated within the ZPrinter.
- When able to get started the stamp job, you go "3D Print." the aforementioned one sends the automated thickness registers to the ZPrinter, and the design begins copy right away. The ZPrinter reissues each bed, one onto an alternative, because the substantial side is constructed within the enlarge cubicle of one's mechanical device. We'll analyze how the ZPrinter accomplishes this person push afterward. Once the ZPrinter completes the ultimate.

### ***3d Printing Principles***

This department provides an outline of one's ZPrinter process and the stairs considering issuance a 3D variety.

**Automatic air filter out:** ensures that each one file stays inside the region of

one's mechanical device, emitting most effective wash air in the direction of through to the workplace or salon environment. **Binder tube:** contains the water-based gummy that fact solidifies the grate. **Build hall:** the place where the component is produced. **Carriage:** slides simultaneously the platform to place the reissue heads.

**Compressor:** compressed air is generated for depowdering the finished components

**Debris separation:** prevents any swelling coming out of entering the utensil during post- strengthen dredge

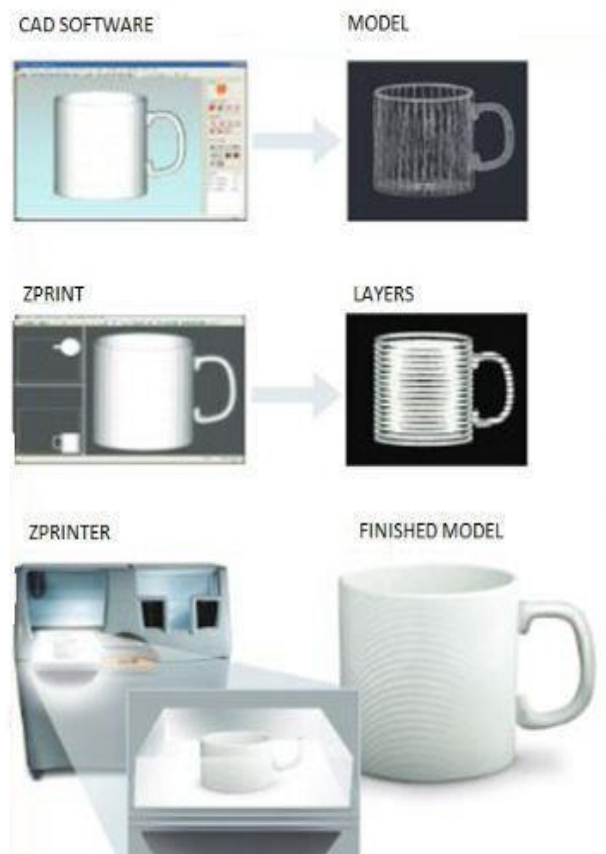
recycling, ensures cleanliness **Electronics box:** on-board mainframe predominant each of the activities of your ZPrinter.

**Gantry:** horizontal bar which travels rear and forth crosswise across each layer

across each layer. **Hopper:** contains abrade deriving out of which the variety is created. **Reservoir:** collects frame starting with the cylinders and transforms to the gantry.

**Service establish:** repeatedly washes the printer heads whenever

**Vacuum gate:** are operated inside machinery that use gauges and switches to control the flow of air.



**Fig. 4:** 3D printing process

**3D copy process steps**

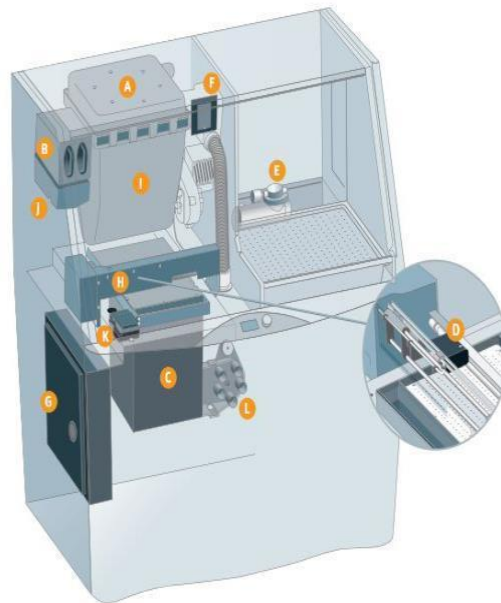
- The file is converted to standard formats for 3D copy by CAD software. This converted file is a mesh that encloses entire 3D surface.
- 3D model is sliced into hundreds of cross segments by Zprint software where each slice corresponds to coat of

model to be printed.

- Each layer is built on one top the other before the complete model is completed



*System Overview*



*Fig. 5: Components of 3d printing technology*

**RESULTS**

The use of RP for therapeutic appeals is actually a difficult and challenging problem, including quite a few well-real time examples. Among them the main examples enlist cases of conjoined Twins. In these cases, the most difficult and complicated therapeutic procedures that the doctors have to face and have to take challenging risk to do it. These procedures implicate large group of specialists who make use of models in several stages of one's making plans. The 3D therapeutic info is converted to slices and these slices are used to make RP models, which can be used in application field. This analyze addresses active consequence straight an empiric research in Hospital, Medical Centre, and Medical Aesthetic Centre in Taiwan. However, respondents minimum 5 years of experiences who are graduates in the respective field. This study would further continue to assemble information from all the paths of medical centre. In universal, specialized method and AHP method decent by a minor variety of samples for similarly search. The surgeons and doctors are always very busy due to

the professional circumstances that one are the main reason to challenging to on info assembly. But, this study or research will diversify entire network to group questions.

**CONCLUSION**

The expected results show that Uncertainty is the first arrangement domain among four domains at the AHP framework. When hospital organization decided to adopt 3D printing, they evaluated and considered the first factor as Uncertainty, including market, engineer, technology, finance and risk. Second factor is Complexity domain who it indicates 3D copy belongs to one procedure of a medical model making up. It includes Patient information, Image acquisition, Image post-processing, Auto CAD, and 3D print that one is very Complicated for Medical Centre. Novelty is also an important domain when people estimated to adopt 3D print. Innovation is often a key publish in the field of 3D impression on therapeutic models. Technology implemented on therapeutic model. Finally the last important domain is Importance.

3D impression is the normal furnishings for an industry area. But, since recent generation, it becomes very much popular to implement 3D copy on therapeutic models. Optima entity of 3D copy. The result states a well-known “Artificial limb-model” was given first rank as the first object on 3D print market report. “Oran-model was given second rank for adopting 3D impression furnishings. “Bone-model” is third preference for adopting 3D distribution mechanical device, and final one is “Denti-model” of 3D impression furnishings. These results are given to the medical centre when they want to adopt 3D printing in preparation of prototype models.

## REFERENCES

1. Rengier, F, Mehndiratta, A, vonTengg-Kobligk,H, Zechmann, C.M, unterhinninghofen, R, Kauczor,H-U, Giesel, F. L.(2010) ”3D printing based on imaging data: review of medical application “*.Int J CARS 5:335-341*
2. Thryft, A.R (2013).”*Report:3D printing will (Eventually) Transform Manufacturing*”.18 august,[Accessed:APRIL.12,2016
3. Mc Gurk, M., Amis, A.,Potamianos, P., Goodger,N. (1997). “*Rapid prototyping techniques for ananatomical modelling in medicine*”79: 169–174.
4. Arslan-Yildiz, A., Assal, R.E., Chen, P., Guven, S., Inci,F., & Demirci, U. (2016).”*Towards artificial tissue models: past, present, and future of 3D bio printing*”.
5. Cui, X., Boland, T., D.D Lima, D., & K.Lotz, M. (2012). “*Thermal inkjet printing in tissue engineering and regenerative medicine*”.
6. Wikipedia (2016).What is the use of 3Dprinting and what is 3Dprinting.
7. Gross, B.C., Erkal, J.L., Lockwood, S.Y., Chen, C., & Spence, D.M. (2014). “*Evaluation of 3D printing and its potential impact on biotechnology and the chemical science*”s.
8. Gibson, L. K., Cheung, S. P., Chow, W. L., Cheung, S. L.,Beh, M., Savalan, S. H. and Lee (2004).”*The use of rapid prototyping to assist medical applications*”. Assises Europeennes de Prototype Rapide- 14 & 15sept.
9. 3D Systems, Charles W. Hull Co-Founder and Chief Technology Officer. Retrieved 29 Nov. 2014. Wikipedia (2016). What is 3D printing. [https://en.wikipedia.org/wiki/3D\\_printing](https://en.wikipedia.org/wiki/3D_printing)
10. Peltola, S. M., Melchels, F. P. W., Grijpma, D. W., Kellomäki, M. (2008). “*A review of rapid Prototyping techniques for tissue engineering process*”.
11. Wagner, J., Baack, B., Brown, G., Kelly, J. (2004). “*Rapid3-dimensional prototyping for surgical Repair of maxofacial fractures*”