

Adaptive Modulation Scheme with Cooperative Diversity in Wireless Systems

Salunkhe Madhav J., K. Sujatha

Department of Electronics and Telecommunication Engineering,
Shri Ramchandra College of Engineering Lonikandwagholi, Pune, India

E-mail: salunkhemj@gmail.com,

deetya.akshay@gmail.com

Abstract

A common technique that is conjointly wide utilized in communication systems are that the adjustive Modulation (AM). During this technique the foremost applicable sort of modulation is chosen additionally to size of the constellation betting on the Signal to Noise magnitude relation (SNR) measured at the receiver aspect. AM technique is utilized at intervals the systems of cooperative diversity so as to get outturn sweetening from SNR gain. The variety is additionally thought-about another common technique that is utilized in mitigating the attenuation impact. Time diversity strategies are not able to use for channels of frequency non-selective and slow attenuation varieties. The AM and cooperative diversity techniques, that area unit thought-about two common and deployed algorithms in up the wireless communication performance. This project investigated many studies that were introduced within the literature involving these two topics. The planned ways, concepts, outcomes and regarded conditions throughout the implementation or derivation were conjointly mentioned and compared. Every of the studies achieved a transparent improvement inside the wireless communication system upon considering many criteria, such as: outturn, SNR, SE and BER.

Keywords: *Adaptive modulation, cooperative diversity, channel state information, bit error rate, spectral efficiency, decode and forward, amplify, forward*

INTRODUCTION

The cooperative diversity is taken into account one amongst the economical techniques that occurred recently so as to

attain reliable wireless communication. This reliableness is achieved by using a relay node between the transmitters and also the receiver, that in turns forward the

messages once more toward the involved destination. The cooperative communication is managed by using many protocols that were prompt and investigated by the researchers throughout the last years; these protocols square measure primarily classified into either Amplify or Forward (AF) that features amplifying the signals before forwarding it once more toward the destination and decipher and Forward (DF) that features decipherment the signals before forwarding it [1, 2]. The signal received at a relay is sometimes processed before it is forwarded to following relay or destination node. though there square measure several signals relaying protocols, the foremost common ones square measure the amplify-and-forward (AF) and decipher and-forward (DF).

During a DF relaying theme the received signal is initial decoded at the relay before it is re-encoded and forwarded to following node. In associate AF relaying system, the received signal is solely amplified and forwarded to following node. As such, AF relaying is sometimes thought of to be easier to implement than DF relaying and is so higher fitted to wireless applications that need easy relay units [3, 4].

RELATED WORK

In 2014, M. Singh and A. Trivedi projected a method turnout sweetening victimization Network Modulation in Cooperative Communication. Z. Y. Liang, C. Y-Yu, D. Li-Yun, Y. Da-Cheng projected performance of two-way amplify-and-forward relaying with adaptative modulation over Nakagami-m weakening channels.

S. Choi, M. Alouini, H. Yang and M. Hasna, proposed Comparison of relaying Strategies for Cooperative Diversity Systems with Adaptive Modulation.

A. H. Bastami and A. Olfat report that Relayed signal can be later exploited by the destination in order to enhance the Bit Error Probability (BEP). H. Chen, M.H. Ahmed and R. Venkates an employed AM technique within the systems of cooperative diversity in order to obtain throughput enhancement from SNR gain.

Ö. Özdemir Stated, the best achievable performance interms of SNR gain occurred in Case-2, while the most power saving can be achieved in Case-1 [5, 6].

In 2013, According to W. Song, P. Ju, and D. Zho the wireless medium broadcast nature can be utilized through employing

relay node, which in turns enhance the reception quality.

A model for cooperative ARQ and AM techniques through that the delay

restrictions is transmitted by exploitation these two techniques from the supply toward the destination was planned by J. S. Harsini and M. Zorzi..

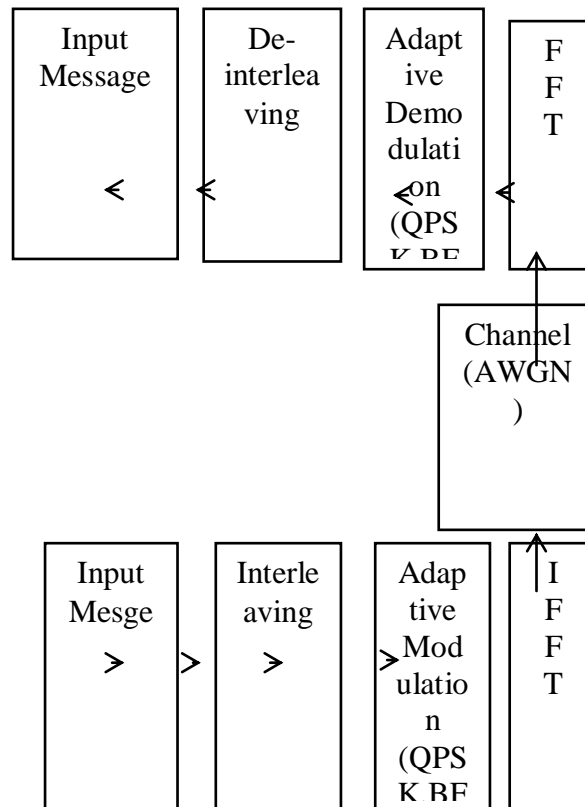


Fig. 1: Block Diagram.

TRANSMITTER

Inter-Leaving

Inter-leavers square measure designed and utilized in the context of characteristics of the errors which may occur once the message bits square measure transmitted through a loud channel. To grasp the functions of associate inter-leaver understanding of error characteristics is crucial. Two varieties square measure errors concern communication system style engineer. They are burst error and

random error. Interleaving could be a technique for creating forward error correction a lot of sturdy with regard to burst errors. Associate interleaver permutes symbols per a mapping. Interleaving may be helpful for reducing errors caused by burst errors in a very communication system [7, 8].

Random Errors

Error locations area unit freelance of every alternative. Error on one location would

not have an effect on the errors on alternative locations. Channels that introduce these kinds of errors are unit known as channels while not memory (since the channel has no data of error locations since the error on location does not have an effect on the error on another location) [9, 10].

Error Correcting Codes

An error-correcting code is associated in nursing formula for expressing a sequence of numbers such as any errors that are unit introduced is detected and corrected (within sure limitations) supported the remaining numbers. The study of error-correcting codes and also the associated arithmetic is understood as committal to writing theory. Error notification is far less complicated than error correction and one or additional "check" digits are unit ordinarily embedded in mastercard numbers so as to detect mistakes. Early area probes like Jack used a sort of error-correcting code referred to as a block code and newer area probes use convolution codes. Error-correcting codes also are utilized in CD players, high speed modems, and cellular phones. Modems use error detection once they calculate checksums, those are unit sums of the digits in an exceedingly given transmission modulo some range. The

ISBN wont to determine books conjointly incorporates a check digit.

Modulation

Modulation is a process of mixing a signal with a sinusoid to produce a new signal. This new signal, conceivably, will have certain benefits over an un-modulated signal. $f(t) = A \sin(\omega t + \phi)$. We can see that this sinusoid has 3 parameters that can be altered, to affect the shape of the graph. The first term, A, is called the magnitude, or amplitude of the sinusoid. The next term, ω is known as the frequency, and the last term, ϕ is known as the phase angle. All three parameters will be altered to transmit information. The curved signal that is utilized in the modulation is understood because the carrier signal, or just "the carrier". The signal that is utilized in modulating the carrier signal (or curved signal) is understood because the "data signal" or the "message signal". It is vital to note that an easy curved carrier contains no info of its own. In alternative words we are able to say that modulation is employed as a result of some information signals do not seem to be continuously appropriate for transmission mechanism, however, the modulated signal could also be additional appropriate [11].

CHANNEL

Rayleigh Fading Channel

The delays related to completely different signal methods in a very multipath attenuation channel amendment in haphazard manner and might solely be characterised statistically. Once there are a unit an oversized variety of methods, the central limit theorem will be applied to model the time-variant impulse response of the channel as a complex-valued mathematician random method. Once the impulse response is sculptural as a zero mean complex-valued mathematician method, the channel is alleged to be a Third Baron Rayleigh attenuation channel.

The model behind Rician weakening is comparable to it for Third Baron Rayleigh weakening, except that in Rician weakening a powerful dominant element is gift. This dominant element will to Illustrate be the line-of-sight wave. The article provides a fast summary of a straightforward applied math multipath channel model known as Third Baron Rayleigh weakening channel model. We tend to assume a quasi-static flat weakening Third Baron Rayleigh channel, with coherence time T_c . For a flat weakening channel, the weakening coefficients h_{ij} stay constant inside a frame of length T_c time slots and alter into

new ones from frame to border. Also, we tend to assume unrelated path gains (the distance between two antennas is quite $1/2$ the wavelength) that vary

$R_{sy} = E(s[k]y^T)$ is the cross correlation between received sequence and input sequence and

$R_{yy} = E(yy^T)$ is the auto-correlation of the received sequence.

For solving the Minimum Mean Square Error (MMSE) criterion, we need to find a set of coefficients c which minimizes $E(e[k])^2$.

Differentiation with respect to c and equating to 0,

$$\begin{aligned} \frac{\partial}{\partial c} [E(s[k])^2 - c^T R_{ys} - R_{sy}c + c^T R_{yy}c] &= 0 \\ -R_{sy} + R_{yy}c &= 0 \\ c &= R_{yy}^{-1} R_{sy} \end{aligned}$$

Simplifying,

$$\begin{aligned} R_{sy} &= E(s[k]y^T) \\ &= E(s[k](hs[k]+n)^T) \\ &= h^T E(s^2[k]) + E(s[k]n) \\ &= h \end{aligned}$$

$$\begin{aligned} R_{yy} &= E(yy^T) \\ &= E((hs[k]+n)(hs[k]+n)^T) \\ &= E(hh^T)E(s^2[k]) + hE(s[k]n) + E(n[k]s[k])h^T + E(n^2) \\ &= E(hh^T) + E(n^2) \end{aligned}$$

Note:

a) $E(s^2[k]) = 1$ is the variance of the input signal

b) $E(s[k]n[k]) = 0$ (as there is no correlation between input signal and noise)

Co-Operative Communication

Co-operative communication means it uses the relay in between the transmitter and receiver as shown below. Relay maybe two types AF relay and DF relay. Coherence time T_c . For a flat fading channel, the fading coefficients h_{ij} remain constant within a frame of length T_c time slots and change into new ones from frame to frame. Also, we assume uncorrelated path gains (the distance between two antennas is more than half of the wavelength) which vary:

$R_{sy} = E(s[k]y^T)$ is the cross correlation between received sequence and input sequence and

$R_{yy} = E(yy^T)$ is the auto-correlation of the received sequence.

For solving the Minimum Mean Square Error (MMSE) criterion, we need to find a set of coefficients c which minimizes $E(e[k])^2$.

Differentiation with respect to c and equating to 0,

$$\begin{aligned} \frac{\partial}{\partial c} [E(s[k])^2 - c^T R_{ys} - R_{sy}c + c^T R_{yy}c] &= 0 \\ -R_{sy} + R_{yy}c &= 0 \\ c &= R_{yy}^{-1} R_{sy} \end{aligned}$$

Simplifying,

$$\begin{aligned} R_{sy} &= E(s[k]y^T) \\ &= E(s[k](hs[k]+n)^T) \\ &= h^T E(s^2[k]) + E(s[k]n) \\ &= h \end{aligned}$$

$$\begin{aligned} R_{yy} &= E(yy^T) \\ &= E((hs[k]+n)(hs[k]+n)^T) \\ &= E(hh^T)E(s^2[k]) + hE(s[k]n) + E(n[k]s[k])h^T + E(n^2) \\ &= E(hh^T) + E(n^2) \end{aligned}$$

Note:

- a) $E(s^2[k]) = 1$ is the variance of the input signal
- b) $E(s[k]n[k]) = 0$ (as there is no correlation between input signal and noise)

Co-Operative Communication

Co-operative communication means it uses the relay in between the transmitter and receiver as shown below. Relay maybe two types AF relay and DF relay.

Software Description

MATLAB (R2013)

MATLAB may be an artificial language developed by scientific discipline Works. It set out as a matrix artificial language wherever algebra programming was easy. It is often run each beneath interactive sessions and as a batch job.

MATLAB (matrix laboratory) could be a multi-paradigm numerical computing atmosphere and fourth-generation programming language. A proprietary programming language developed by scientific discipline Works, MATLAB permits matrix manipulations, plotting of

functions and knowledge, implementation of algorithms, creation of user interfaces, and interfacing with programs written in different languages, together with C, C++, Java, algebraic language and Python. Although, MATLAB is meant primarily for numerical computing, associate degree nonobligatory tool chest uses the MuPAD symbolic engine, permitting access to symbolic computing capabilities. A further package, Simulink, adds graphical multi-

domain simulation and model-based style for dynamic and embedded systems.

In 2004, MATLAB had around one million users across industry and academia. MATLAB users come from various backgrounds of engineering, science, and economics. MATLAB is widely used in academic and research institutions as well as industrial enterprises

RESULT

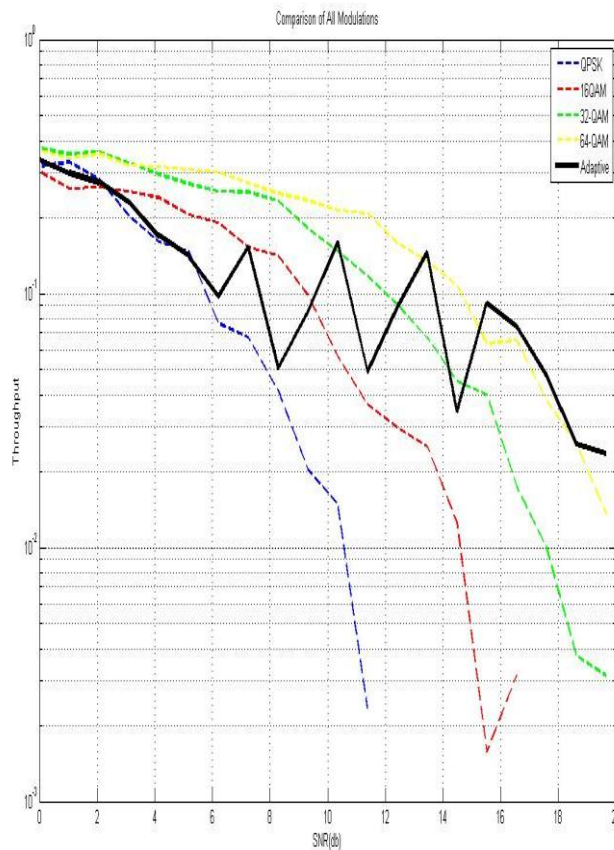


Fig. 2: Comparison of Modulation.

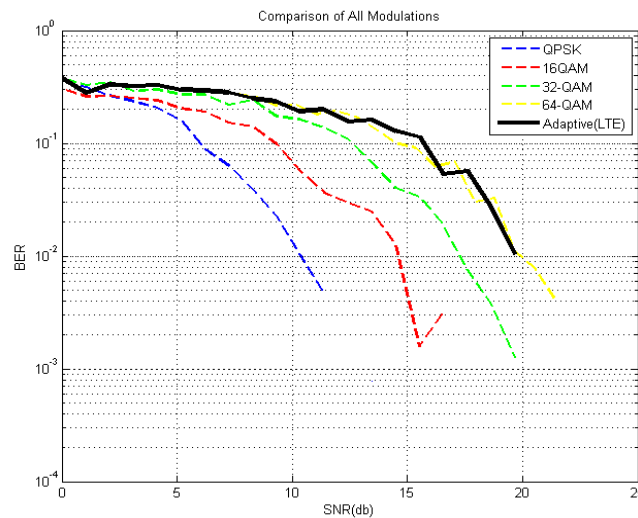


Fig. 3: Comparison between all Modulation Tech.

Advantages

1. Better Performance.
2. Provides Robust Features for Classification.
3. Reliable.
4. Provide Convenient Service.

6. It is used in Code Division Multiple Access (CDMA).

Applications

1. Wireless Local Area Networks (LANs).
2. Digital Televisions Transmission (European and Australian standards).
3. ADSL (asymmetric digital subscriber loop), for high speed data transmission along existing telephone lines.
4. May be used in future Mobile communication.
5. Used in Wireless Communication Systems.

CONCLUSION

In this paper, we have reviewed the cooperative communication is managed by using many protocols that were prompt and investigated by the researchers throughout the last years; these protocols square measure primarily classified into either Amplify or Forward (AF) that has amplifying the signals before forwarding it once more toward the destination and decipher and Forward (DF) that has cryptography the signals before forwarding it. The signal received at a relay is typically processed before it is forwarded to consequent relay or destination node. though there square measure several signals relaying protocols,

the foremost common ones square measure the amplify-and-forward (AF) and decipher and-forward (DF). In a very DF relaying theme the received signal is first decoded at the relay before it is re-encoded and Forwarded to consequent node. In an AF relaying system, the received signal is solely amplified and forwarded to consequent node. As such, AF relaying is typically thought of to be less complicated to implement than DF relaying and is so higher fitted to wireless applications that need easy relay units.

ACKNOWLEDGEMENT

I take this opportunity to express my profound gratitude and deep regards to my guide Prof. K. Sujatha for her exemplary guidance, monitoring and constant encouragement throughout the course of this project work. The blessing, help and guidance given by her time to time shall carry me a long way in the journey of life on which I am about to embark. I also again take this opportunity to express a deep sense of gratitude to our HOD Prof. K. Sujatha for her cordial support, valuable information and guidance, which helped me in completing this task through various stages.

REFERENCES

1. Valentine A. Aalo, George P. Efthymoglou, Termpong Soithong, et al. *IEEE Transactions on Wireless Communications*. 2014; 13(1).
2. I. H. Lee, D. Kim. Coverage extension and power allocation in dual-hop space-time transmission with multiple antennas in each node. *IEEE Trans. Veh. Technol.* 2007; 56(6): 3524–3532p.
3. J. Sydir, R. Taori. An evolved cellular system architecture incorporating relay stations. *IEEE Commun. Mag.* 2009; 47(6): 115–121p.
4. T. Issariyakul, V. Krishnamurthy. Amplify-and-forward cooperative diversity wireless networks: model, analysis, and monotonicity properties. *IEEE/ACM Trans. Netw.* 2009; 17(1): 225–238p.
5. V. Genc, S. Murphy, Y. Yu, et al. Relay-based wireless access networks: An overview. *IEEE Trans. Wireless Commun.* 2008; 15(5): 56–63p.
6. S. W. Peters, R. W. Heath. The future of WiMax: Multihop relaying with IEEE 802.16j. *IEEE Commun. Mag.* 2009; 47(1): 104–111p.
7. M. O. Hasna, M. S. Alouini. End-to-end performance of transmission systems with relays over Rayleigh-

- fading channels. *IEEE Trans. Wireless Commun.* 2003; 2(6): 1126–1131p.
8. G. Farfhadi, N. Beaulieu. On the ergodic capacity of multi-hop wireless relaying systems. *IEEE Trans. Wireless Commun.* 2009; 8(5): 2286–2291p.
9. H. A. Suraweera, H. K. Garg, A. Nallanathan. Performance analysis of two hop amplify-and-forward systems with interference at the relay. *IEEE Commun. Lett.* 2010; 14(8): 692–694p.
10. C. Zhong, S. Jin, K.-K. Wong. Dual-hop systems with noisy relay and interference-limited destination. *IEEE Trans. Commun.* 2010; 58(3): 764–768p.
11. D. B. da Costa, M. D. Yacoub. Outage performance of two hop AF relaying systems with co-channel interferers over Nakagami-m fading. *IEEE Commun. Lett.* 2011; 15(9): 980–982p.

AUTHORS



Mr. Madhav Jagannath Salunkhe

Lecturer, Bharati Vidyapeeths Institute of Technology (Poly.) Palus & doing M.E. (VLSI and Embedded System) at Shri Ramchandra College of Engg. Wagholi, Pune.



Prof. K. Sujatha

Associate Professor & H.O.D. (Electronics and Telecommunication Engg. Department) M.Tech, Ph.D Shri Ramchandra College of Engg. Wagholi, Pune.