

1-1-1967

# Management and productivity of perennial grasses in the Northeast.

J. B. Washko

Follow this and additional works at: [https://researchrepository.wvu.edu/  
wv\\_agricultural\\_and\\_forestry\\_experiment\\_station\\_bulletins](https://researchrepository.wvu.edu/wv_agricultural_and_forestry_experiment_station_bulletins)

---

## Digital Commons Citation

Washko, J. B., "Management and productivity of perennial grasses in the Northeast." (1967). *West Virginia Agricultural and Forestry Experiment Station Bulletins*. 557T.  
[https://researchrepository.wvu.edu/wv\\_agricultural\\_and\\_forestry\\_experiment\\_station\\_bulletins/674](https://researchrepository.wvu.edu/wv_agricultural_and_forestry_experiment_station_bulletins/674)

This Bulletin is brought to you for free and open access by the Davis College of Agriculture, Natural Resources And Design at The Research Repository @ WVU. It has been accepted for inclusion in West Virginia Agricultural and Forestry Experiment Station Bulletins by an authorized administrator of The Research Repository @ WVU. For more information, please contact [ian.harmon@mail.wvu.edu](mailto:ian.harmon@mail.wvu.edu).

West Virginia University Libraries



3 0802 100493828 9

WV 10-19

558

management/production/wash

Manage

Bulletin 557T

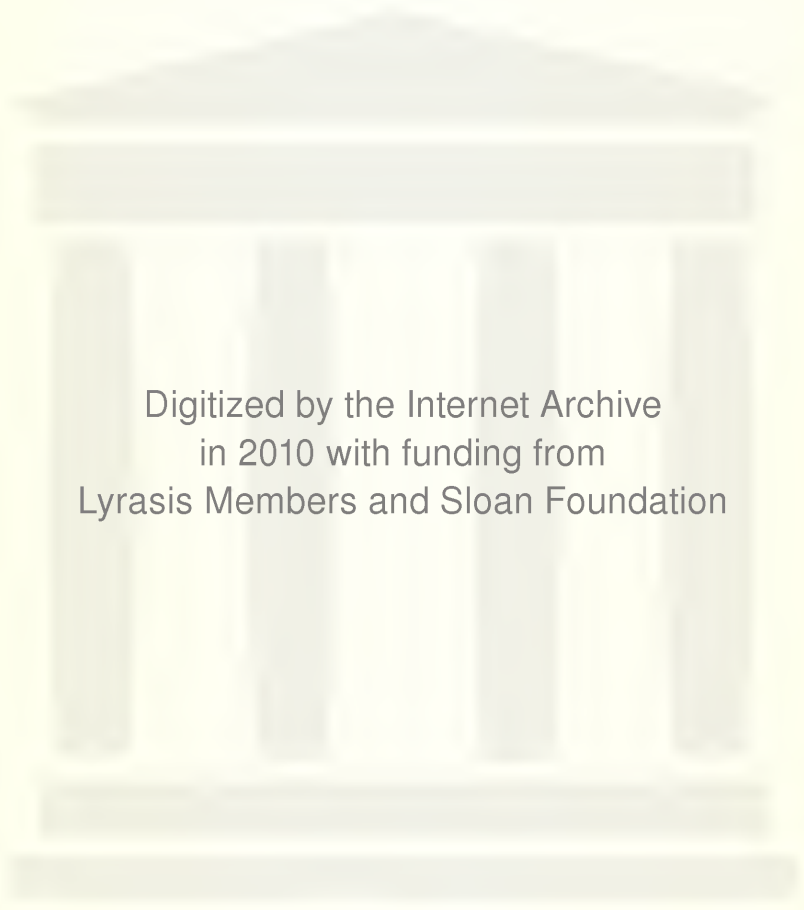
December 1967

**MANAGEMENT and PRODUCTIVITY of  
PERENNIAL GRASSES in the NORTHEAST  
III. ORCHARDGRASS**

*West Virginia University Agricultural Experiment Station*

ENG LIBRARY  
WEST VIRGINIA  
UNIVERSITY





Digitized by the Internet Archive  
in 2010 with funding from  
Lyrasis Members and Sloan Foundation



# Management and Productivity of Perennial Grasses in the Northeast: III. Orchardgrass

J. B. Washko, G. A. Jung, A. M. Decker, R. C. Wakefield, D. D. Wolf, and M. J. Wright

## REGIONAL FORAGE CROP MANAGEMENT TECHNICAL COMMITTEE (NE-29)

- M. A. Farrell\* ..... (Pennsylvania) Administrative Advisor
- D. D. Wolf and B. A. Brown ..... Storrs, Connecticut
- W. H. Mitchell\* ..... Delaware
- C. S. Brown\* ..... Maine
- A. M. Decker\* ..... Maryland
- W. G. Colby\* ..... Massachusetts
- J. R. Mitchell\* ..... New Hampshire
- M. A. Sprague\* ..... New Jersey
- M. J. Wright\* ..... New York
- J. B. Washko\* ..... Pennsylvania
- R. C. Wakefield\* ..... Rhode Island
- K. E. Varney\* ..... Vermont
- G. A. Jung\* ..... West Virginia
- V. G. Sprague\* ..... U.S.D.A. Research Service, U.S. Regional Pasture Research Lab
- G. E. Carlson\*, D. E. McCloud, & H. O. Graumann . . . U.S.D.A. Research Service, Crops Research Division
- H. J. Hodgson\*, T. S. Ronningen, & N. F. Farris . . . U.S.D.A. Cooperative State Experiment Station Service

\*Current official representative

West Virginia University  
Agricultural Experiment Station

A. H. VanLandingham, Director

MORGANTOWN

# Contents

|  |    |
|--|----|
| Preface .....                            | 3  |
| Summary .....                            | 4  |
| Introduction .....                       | 5  |
| Literature Review .....                  | 6  |
| Stage of Maturity at First Harvest ..... | 6  |
| Nitrogen Fertilization .....             | 6  |
| Height and Frequency of Clipping .....   | 7  |
| Carbohydrate Reserves .....              | 8  |
| Nutritive Value .....                    | 9  |
| Materials and Methods .....              | 11 |
| Experimental Results .....               | 13 |
| Total Yields of Dry Matter .....         | 13 |
| Aftermath Production .....               | 18 |
| Regrowth Potential .....                 | 22 |
| Persistence .....                        | 24 |
| Nutritive Evaluation .....               | 25 |
| Discussion .....                         | 27 |
| Literature Cited .....                   | 33 |
| APPENDIX .....                           | 37 |

# Preface

This publication describes experiments conducted by several experiment stations in the Northeastern Region of the United States, under the auspices of Northeastern Regional Technical Committee NE-29. A. M. Decker, Maryland Agricultural Experiment Station; G. A. Jung, West Virginia Agricultural Experiment Station; R. C. Wakefield, Rhode Island Agricultural Experiment Station; J. B. Washko, Pennsylvania Agricultural Experiment Station; D. D. Wolf, Connecticut, Storrs, Agricultural Experiment Station; and M. J. Wright, New York, Cornell University Agricultural Experiment Station were responsible for the collection, statistical analyses, and interpretation of data. A manuscript was then prepared from these station summaries by J. B. Washko. Preparation and organization of the final manuscript was the responsibility of G. A. Jung.

The authors gratefully acknowledge the contributions of Prof. B. A. Brown, Connecticut, Storrs, Agricultural Experiment Station, and Drs. W. K. Kennedy and M. R. Teel, New York, Cornell University Agricultural Experiment Station, who assisted with the planning of the experiments; of Dr. V. G. Sprague, U. S. Regional Pasture Research Laboratory, who assembled the weather data; and of Dr. R. L. Reid, West Virginia Agricultural Experiment Station, who performed the nutritive evaluations.



## SUMMARY

Experiments were conducted in six Northeastern states to test the effects of harvesting at several stages of growth, fertilizing with nitrogen at two rates, and cutting the aftermath at two heights on yield, persistence, and forage quality.

1. Dry matter weed-free yields of orchardgrass exceeded 5 tons per acre at every location when moisture was ample and cool temperatures prevailed. Yields were reduced 35 per cent during a droughty year. Late maturing varieties were less productive than was an early maturing variety.
2. Nitrogen fertilization at rates between 100 and 450 pounds per acre had a greater influence on yields than did cutting at different stages of growth each spring. Total seasonal yields were generally greatest when the first harvest was taken at late stages of maturity, but little yield advantage was gained by delaying harvest later than early bloom.
3. With favorable cutting management practices, high rates of nitrogen fertilizer, and adequate moisture, aftermath yields of dry matter exceeded 3 tons per acre at every location. Aftermath production was greatest when first harvests were removed at the early head stage of growth.
4. Clipping orchardgrass to different stubble heights did not influence forage production in a consistent manner. Higher forage yields were generally obtained when the aftermath stubble was cut to a height of  $1\frac{1}{2}$  rather than  $3\frac{1}{2}$  inches.
5. Stands of orchardgrass were not affected adversely at any location by taking the first harvest at different stages of maturity. The high rate of nitrogen fertilization thinned stands at all locations. Cutting the aftermath stubble to different heights had only a small effect on stand density. Better stands were maintained at Connecticut with the  $3\frac{1}{2}$ -inch stubble height, whereas the  $1\frac{1}{2}$ -inch stubble height was best at Pennsylvania. Two stands of orchardgrass were winter-killed during the four-year period.
6. The quantity of reserves remaining in the stubble of orchardgrass, as measured by etiolated growth, was not affected in a consistent manner by any of the treatments imposed.
7. The nutritive value of orchardgrass decreased markedly over a two-month period in the spring. Nutritive value of orchardgrass forage in spring was related more to stage of growth than date of harvest. Orchardgrass cut after early bloom provides little more than maintenance energy to livestock. Aftermath forage had high nutritional values irrespective of when the first harvest was taken.

# Management and Productivity of Perennial Grasses in the Northeast:

## III. Orchardgrass

FARMERS OF THE NORTHEASTERN United States have favored legumes or grass-legume combinations to provide forage for their livestock. However, existing conditions in the Northeast are frequently unfavorable for legume culture and better suited for grass species. Several developments within the past few years have also focused attention on grasses in pure stands as a source of forage for livestock. These are (a) spread of the alfalfa weevil; (b) development of several improved, high-yielding grass varieties for the Northeast; (c) availability of nitrogen fertilizer at economical prices; (d) new evidence that grasses adequately fertilized and harvested early are equivalent to legumes in feeding quality; and (e) new harvesting and storage techniques, making it possible to remove forage earlier to preserve its higher nutritive value for livestock feeding.

Among the several grasses adapted to the Northeast is orchardgrass (*Dactylis glomerata* L.) which is utilized alone and in legume mixtures for pasture, green chop, silage, and hay. During the period 1963-64, approximately 600,000 pounds of seed of this species were used annually within the Northeast Region (12). This quantity of seed, if used alone at a seeding rate of 8 pounds per acre, would have seeded 75,000 acres, or twice that acreage if seeded with legumes. Since orchardgrass is a perennial with an expected longevity of five or more years, the seed usage figures justify an estimate of the total Northeast acreage of this species in any one year at 500,000 or more acres. Seed usage figures probably lead to an underestimate, however, because orchard-

grass volunteers readily when soil fertility is adequate.

Although widely adapted within the Region, this grass is of greater importance in the southern than in the northern part. Based on seed usage data of 1963-64, Pennsylvania, Maryland, and West Virginia, in that order, grew the largest acreage of orchardgrass.

Orchardgrass is indigenous to Europe and was first cultivated in this country in 1760. Its persistence, leafiness, productivity, ability to withstand relatively adverse soil and climatic conditions and to stand up well under grazing make it a desirable forage grass. The availability of seed at reasonable prices and ease of establishment also have contributed to the wide acceptance of orchardgrass. While it is commonly believed that orchardgrass is less palatable than smooth bromegrass or timothy, comparisons are biased by the fact that it matures early and is often undergrazed early in the spring or cut at a late stage of maturity for hay.

It appeared appropriate to study the relationship between the physiological development and management of orchardgrass stands in order to determine practices most conducive to stand maintenance, persistence, and the production and removal of quality forage. This bulletin presents the results of experiments in which stands of orchardgrass at Storrs, Connecticut; College Park, Maryland; Ithaca, New York; Centre Hall, Pennsylvania; Kingston, Rhode Island; and Morgantown, West Virginia were subjected to nearly identical management for the three-year period from 1960 to 1962.

# LITERATURE REVIEW

Orchardgrass (*Dactylis glomerata* L.) is a typical bunch-type grass which forms dense circular tufts and has folded leaf blades and compressed sheaths. The shape of the inflorescence is unusual and has resulted in orchardgrass being called "cocksfoot" in Europe. It is a long-lived perennial where winters are not too severe. Orchardgrass is more shade tolerant than most perennial forage grasses and this characteristic also has given rise to one of its common names. Two other characteristics of orchardgrass which were recognized early by investigators are its early spring growth and its abundant leafy aftermath production (31, 55). Moreover, in comparison with many species, orchardgrass yields better in summer and it is affected less by weather conditions (2, 30).

Although orchardgrass has been grown in the Northeast since 1760, little information was available on the performance of this species in the region until 1954. In that year, a three-year study was published (52) reporting the perfor-

mance of seven varieties or strains of orchardgrass grown alone and with ladino clover under a pasture and a silage management in seven northeastern states. All varieties and strains gave satisfactory yields, but the early maturing types produced greater yields than the late maturing types. Differences in yield between the pasture and silage managements were small. Higher yields were obtained in the northern than in the southern part of the region.

It has been reported by three investigators (9, 47, 64) that the optimum temperature for the topgrowth of orchardgrass is approximately 70 F. This, in part, explains why orchardgrass is well adapted to the climatic conditions of the Northeast. Plant breeders have developed varieties with superior performance in the Region. These varieties are "Potomac," "Pennmead," "Pennlate," and "Masshardy" (25). Additional new strains are presently being tested (51) throughout the region.

## Stage of Maturity at First Harvest

First cutting yields of orchardgrass were found by Austenson (2) to increase rapidly in the spring until the plants reached full bloom and then no further increase was noted. Reports are conflicting as to whether time of first harvest affects seasonal and or aftermath yields. Spurrier (67) and Darke et al. (18) reported that highest seasonal yields were obtained when the first cutting of orchardgrass was taken at early heading. Wagner (74), on the other hand, found that time of cutting in the spring had little effect on seasonal yields, but did affect seasonal distribu-

tion of yield. Spurrier's results differ again from those of Wagner because he found first harvest management to have little effect on aftermath yields. Differences in range of plant maturity and variations in growing conditions may account for these variable results. Austenson's studies showed that time of first harvest per se determined whether or not this cutting treatment affected aftermath yields. When first harvest date was delayed from April 21 to May 31, aftermath yields declined. Further postponement of the first harvest had no additional effect on aftermath yield.

## Nitrogen Fertilization

The yield of most grasses increases with nitrogen fertilization. Orchardgrass, however,

has proved to be more responsive than several bromegrass varieties (19, 26, 41, 61), reed canary-

grass (19, 41), red fescue (38), meadow fescue (30), meadow foxtail (41), perennial and Italian ryegrass (30, 83), timothy (26, 30, 41, 61, 83), and intermediate and tall wheatgrass (16, 41). Recent studies (44) in Pennsylvania, however, showed that at low rates of nitrogen fertilization (50 pounds per acre) timothy was more responsive than orchardgrass or bluegrass, whereas this was not so at higher rates.

Nitrogen fertilization has been shown by Wilson (83) in New Zealand and Auda et al. (1) in Virginia to increase tillering of orchardgrass. Henderlong et al. (28) found the competitiveness of orchardgrass to be greatly increased with adequate nitrogen and potassium fertilization. When these elements were at low concentrations or not in the proper ratio, bluegrass and tall fescue were more competitive than was orchardgrass. With adequate nitrogen and potassium the reverse was true.

Nitrogen has been reported to decrease root growth of grasses in relation to top growth. Plants grown under conditions where available nitrogen is a factor limiting growth, have a well developed root system but a relatively poorly developed shoot (topgrowth) system, according to Troughton's review of the literature on nitrogen nutrition (73). When nitrogen is added to plants lacking this nutrient there is an increased growth of both roots and shoots, with the increase in shoots being greater. Additional increments of nitrogen produce smaller and smaller increases in root growth until a point is reached where root growth decreases. This principle was demonstrated with orchardgrass in studies by Sprague and Sullivan (65) and by Mitchell (48, 49). Several investigators (23, 28, 29, 37, 40, 44) have also shown that orchardgrass will not continue to respond to high rates of nitrogen fertilizer unless the soil potassium content is high.

Evidence that orchardgrass responds to high rates of nitrogen fertilizer is provided by Marriott (44), Mitchell (49), and Drake et al. (18), who found that the highest yields produced by this species under their conditions were with 200, 300, and 400 pounds of nitrogen per acre, respectively. However, dry matter produced per pound of nitrogen was greater at a lower rate of fertilization. At rates of 50 or 100 pounds of nitrogen per acre, Marriott found that orchardgrass produced 21 pounds of dry matter per pound of nitrogen and that this amount declined with increasing increments of nitrogen. Ramage et al. (58) fertilized orchardgrass for three years with ammonium nitrate at the annual rate of 50, 100, 200 and 400 pounds of nitrogen per acre. Nitrogen recovery by orchardgrass at the four fertilizer rates was 60, 74, 62, and 59 per cent, respectively. Dotzenko (16) also concluded that the growing of orchardgrass under high rates of nitrogen resulted in lower percentages of nitrogen being recovered from the fertilizer. In England, Kernick (38) showed little reduction in the uptake of nitrogen by orchardgrass and red fescue when the fertilizer was placed at depths of 12 inches to 2 feet. He concluded that, on a weight basis, orchardgrass roots are probably more efficient absorbers of nitrogen than are those of fescue.

From studies with orchardgrass grown alone and with ladino clover, Wagner (74) concluded that the legume provided the equivalent of approximately 150 pounds of nitrogen per acre. However, Washko and Pennington (82) obtained higher forage yields from orchardgrass fertilized with 100 pounds of nitrogen annually than they did when the grass was grown in association with ladino clover, alfalfa, or birdsfoot trefoil under a hay management system.

## Height and Frequency of Clipping

In 1930, Stapledon and Milton (69) reported that orchardgrass was responsive to height of cut. They found that orchardgrass cut to a 6-inch stubble yielded more per year than similar swards cut to the soil surface. High cutting also favored better root and tiller development. Similarly, progressively higher yields of dry matter were

reported by Harrison and Hodgson (27) for orchardgrass cut every week to 1, 3, and 6-inch heights, respectively. Drake et al. (18) substantiated these findings by reporting that orchardgrass cut to a 3-inch stubble height was more productive than orchardgrass cut to a 1½-inch stubble height. Recently, though, Mitchell (49) re-

ported higher yields in two out of three seasons for orchardgrass cut to a 1-inch than to a 3-inch stubble. He found that this response was associated with high soil moisture. In a different type of defoliation study, Ward and Blaser (80) showed that orchardgrass tillers with two leaf-blades (5.5 cm long) remaining after clipping grew faster than tillers with all blades removed. Considerable evidence is available to show that rate of regrowth is a function of energy obtained from photosynthetic activity, from stored reserves or both. When little stubble is left after plants are cut, energy for plant growth must come almost entirely from reserves for several days (13). On the other hand, leaving considerable stubble, especially with leaves, results in the direct utilization of much energy from photosynthate (13,80).

The lower portion of orchardgrass tillers may contain up to 36 per cent carbohydrate reserve on a dry weight basis (65). Reserves may be lost, therefore, by harvesting these stem bases.

Jantti and Heinonen (33) point out that close defoliation may affect the drought sensitivity of grasses. They theorized that roots attached to a transpiring shoot can absorb more water from drier soil than can the roots of closely clipped plants.

Most grasses become less productive as frequency of harvest is increased. However, Wagner (74) observed that orchardgrass grown with ladino clover was as productive when cut at two-to-three-week intervals as when cut at five-to-seven-week intervals. Similar results were report-

ed by Brown and Munsell (8); under their conditions, mediocre stands of orchardgrass were maintained for five years when the grass was cut to a 1-inch height at 10-to 14-day intervals. Both Wagner and Brown and Munsell concluded that frequent clipping was less harmful to orchardgrass than to brome grass. Klapp (39) has postulated that growth of orchardgrass is neither enhanced nor inhibited by frequent mowing or grazing because of a preponderance of basal leaves. Root weight was not affected by frequency of cutting in studies by Baker and Garwood (3) in England, whereas stubble weight was considerably higher in the autumn on less frequently cut plots.

Orchardgrass and brome grass grown in mixtures with alfalfa and ladino clover were subjected to 12 cutting systems for two years by Sprague et al. (63). The cutting systems had no residual effect on total yields harvested the third season but did influence persistence of the species. When grown with alfalfa the grasses persisted best when most of the cuttings were taken at immature growth stages of alfalfa, and particularly so for the last cut of the season. When grown with ladino clover, both grasses persisted best when first harvests of the season were taken at early stages of growth and when late summer harvests were delayed. This suggests that competition from the legume partner influences the performance of the grass. Orchardgrass was clearly the most competitive species in their studies.

## Carbohydrate Reserves

Many factors have been shown to influence the concentration of organic reserves in orchardgrass. The concentration of carbohydrate reserves in orchardgrass was considered by Davidson and Milthorpe (13) to be dependent on rate of photosynthesis, respiration, translocation, and synthesis of structural compounds. Higher levels of non-reducing sugars, fructosan, and sucrose have been observed (65, 76) in orchardgrass plants fertilized at low, as compared to high, rates of nitrogen. Jones et al. (35) concluded from several experiments in Wales that the level of soluble carbohydrate in grass will depend on the species and variety, the time of

fertilizer application, the amount applied, and the date of sampling. Colby et al. (10) considered that the reduction of fructosan reserves by nitrogen fertilization rendered the plants susceptible to injury under conditions of stress from high temperature and low moisture. In contrast to these investigations, Drake et al. (18) found that the reserves of orchardgrass, as indicated by regrowth in the dark, were greater in plants that had received 400 pounds of nitrogen per acre than in plants fertilized with 200 pounds of nitrogen. Etiolated growth, however, is a measure of carbohydrate and nitrogenous reserves.

That other variables may influence the con-

tent of carbohydrate reserves is illustrated by the results of MacLeod (43) and of Mitchell (49). MacLeod found that the potassium-nitrogen ratio influenced the total available (reserve) carbohydrate content of orchardgrass. Using two techniques, Mitchell reported that reserves of irrigated orchardgrass were higher when the orchardgrass was cut to a 3-inch stubble than when it was cut to a 1-inch stubble. This difference was not apparent, however, for orchardgrass that was not irrigated.

The level of carbohydrate reserves in orchardgrass has been shown to be temperature dependent (1). The fact that the carbohydrate content is higher at lower temperatures probably can be attributed to rapid carbohydrate utilization at higher temperatures.

It is not clear how dependent the new growth of orchardgrass is on previously stored reserves. Davidson and Milthorpe (13) concluded that, although rates of leaf and root extension immediately following defoliation are related to the concentration of labile carbohydrates and other substances present, it does not necessarily follow that these substances influence rate of regrowth directly as sources of substrate. Sullivan and Sprague (71) also indicated that aftermath production was not solely dependent on the level of stored carbohydrates. More recently, though, Sprague (personal communication) postulated that high rates of nitrogen fertilization stimulate extensions of new leaves and other plant parts as well as increased vigor and growth, all at the expense of the carbohydrate reserves. Ward and Blaser (80) made observations on the utilization of carbohydrates for respiration and for synthesis of new tissue. Tillers with high levels of carbohydrate reserves produced more dry matter than

did tillers with lower levels of reserves; however, the reserve status was much less important for dry matter production than was degree of defoliation.

Both Wagner (74) and Baker *et al.* (4) reported that spring yields of orchardgrass were not influenced by cutting management the previous fall. These results are unlike those from many studies with legumes and therefore raise the question of whether the fall cutting managements influenced the reserve status of the plants.

Sprague and Sullivan (65) found up to 36 per cent fructosans in the lower one-half of orchardgrass stems. While Waite and Boyd (78, 79) found a higher fructosan content in orchardgrass stems than in leaves, they reported a maximum fructosan content of only 13 per cent for the stems. This difference in fructosan content probably can be explained by the particular portion of the plant organs examined and by differences in climate. Taylor and Templeton (72) found leaf sheaths of old leaves to have a higher reserve carbohydrate content than sheaths of younger leaves. Moreover, the lower half of the sheaths of old leaves was higher in reserves than the upper portion of the sheaths, whereas, the content of reserves was similar for the sheath parts of new leaves. In recent studies, Okajima and Smith (53) fractionated the carbohydrate reserves of several grasses. When sampled at near seed maturity, the stem bases of Potomac orchardgrass contained 3 per cent glucose and fructose, 3.5 per cent sucrose, 25.3 per cent fructosan, and 2.8 per cent starch on a dry weight basis. In another study, Smith and Grotelueschen (62) found that the fructosan chain length of orchardgrass was quite variable.

## Nutritive Value

Chemical composition, digestibility of certain plant constituents, and animal consumption of orchardgrass forage have been used by investigators when evaluating the nutritional value of the forage. A group of papers by Waite (75, 77) and Waite and Boyd (78, 79) contains much information about factors associated with the variations in content of water-soluble carbohydrates in grasses. It is apparent from their studies that

the water-soluble carbohydrate content of grasses varies for different tissues and fluctuates at different stages of growth. In addition, species vary in their seasonal fluctuations associated with stages of growth; e.g. fructosan concentrations in orchardgrass forage decreased during heading, whereas similar reductions in fructosan concentrations in ryegrass forage did not occur until after flowering. After several years of in-

vestigation it was concluded that under conditions in Scotland, orchardgrass forage is never likely to contain large quantities of fructosan.

Stallcup *et al.* (68) reported that the crude protein content of orchardgrass, rye, and crimson clover declined over a four-week spring harvesting period. The protein content was maintained at a higher level in orchardgrass and crimson clover than in rye. During the same period, crude fiber content increased at a slower rate in orchardgrass and crimson clover forage than in rye forage. In contrast to these noted changes, the chemical composition of ladino clover changed little during the sampling period. Haenlein *et al.* (24) also found the crude protein content in hays of three orchardgrass varieties cut on three dates in spring to decline as the season progressed. Moreover, the varieties ranked in protein content according to rate of maturation, with the slowest maturing variety ranking highest. On the other hand, they found the crude fiber and gross energy contents for the varieties to be similar on each cutting date. Examination of the lignification process in orchardgrass during the spring growth period led Johnston and Waite (34) to conclude that thickened cells of the pericycle formed the major region of lignification in the stems and that this lignification increased up to anthesis. After anthesis, larger cells connecting vascular bundles also became lignified. The carotene content of orchardgrass was reported by Evans *et al.* (21) to decline 60 per cent from May 3 to June 6 in New Jersey.

After considering the content of protein, lignin, fiber, cellulose, nitrogen-free extract, fructosan, and soluble ash of eight grass species at different growth stages, Phillips *et al.* (54) concluded that orchardgrass was intermediate in feeding value when compared with the other species. Bromegrass and tall oatgrass were considered to have feeding values similar to orchardgrass, whereas reed canarygrass, "Alta" fescue, and Kentucky bluegrass were thought to have higher feeding values, and timothy and redtop lower feeding values. Sullivan (70) found the content of crude fiber in orchardgrass to be less than that in bromegrass or timothy.

Ramage *et al.* (58) observed that increasing the rate of nitrogen fertilization decreased the crude fiber content of orchardgrass but increased its crude protein content. Increases in crude protein content with nitrogen fertilization were observed by Lewis and Lang (41) to be greater for orchardgrass than for eight other

grass species. Both rate and source of nitrogen fertilizer were found by Reid *et al.* (59) to alter the content of structural components of orchardgrass such as acid-detergent fiber, cell wall components, and lignin in fall-produced aftermath but not in aftermath produced in summer. It has been reported by several investigators (6, 23, 35, 76, 77) that nitrogen fertilization results in a reduction of sugar content of orchardgrass forage.

Crawford *et al.* (11) reported nitrate accumulation by orchardgrass to be insignificant even with rates to 200 pounds of nitrogen per acre, whereas Gordon *et al.* (22) reported that fertilization with rates of 400 to 1,200 pounds of ammonium nitrate per acre increased the nitrate content of orchardgrass forage appreciably. Even so, Gordon *et al.* pointed out that the nitrate concentrations would probably not be toxic. Dotzenko and Henderson (17) compared nitrogen uptake of five orchardgrass varieties and found that "Latar" accumulated higher concentrations of nitrate than did other varieties. Under conditions in Virginia, Lutz *et al.* (42) found that nitrogen, phosphorus, and potassium fertilization increased the content of N, P, and K in orchardgrass forage produced with and without irrigation.

There is much information to document the decrease in dry matter digestibility associated with maturation of the first crop. Minson *et al.* (45, 46), working in Britain, reported that digestibility of "S 37" and "Germinal" orchardgrass fell slowly up to the time of head emergence and then fell more rapidly with further advance in maturity. Mowat *et al.* (50) found the *in vitro* dry matter digestibility of orchardgrass stems to be greater than leaves at immature growth stages. At head emergence the digestibility of the leaves of orchardgrass was similar to that of the stems; and at later growth stages, leaves were more digestible than stems. Evidence of a strong inverse linear relationship between *in vitro* digestibility and lignification in orchardgrass was reported by Johnston and Waite (34). Digestibility of energy, protein, and dry matter was associated with varietal differences in rate of maturation, with the slowest maturing variety ranking highest in studies at Delaware (24). Ely *et al.* (20) have shown that "apparent digestibility" coefficients of three cellulose fractions, and of pentosans, total carbohydrates, and organic acid fractions decreased with advancing maturity of orchardgrass. On the other hand,

digestion coefficients of the starch and sugar fractions were high at all growth stages.

Richards *et al.* (60) reported that under a rotational grazing system the dry matter digestibility of orchardgrass was significantly greater than for bromegrass at each of eight grazing periods throughout the grazing season. But under Canadian conditions, Pritchard *et al.* (57) found the *in vitro* digestibility of "Lincoln" bromegrass and "Frontier" reed canarygrass to be greater than for "Frode" orchardgrass, "Climax" timothy, tall fescue and mountain rye at the flowering stage of growth. They also pointed out, however, that early maturing species were less digestible than late maturing species when both groups were cut at the time the late maturing species were beginning to bloom.

In nitrogen fertilization studies with the second crop of orchardgrass, Poulton *et al.* (56) found the crude protein of orchardgrass hays fertilized with 100, 200, and 400 pounds of nitrogen per acre to be less digestible than the crude protein of alfalfa hay cut at 50 per cent bloom. Digestibility of the fiber of orchardgrass, however, was greater than for alfalfa fiber. The orchardgrass hays had digestible nutrient and energy values approximately 10 per cent higher than that of alfalfa. Level of nitrogen fertilizer had little effect on the total digestible nutrient value of these orchardgrass hays or those in a study at Pennsylvania (6).

Haenlein *et al.* (24) concluded that voluntary consumption of orchardgrass hays by sheep was more accurately predicted by date of cut than by chemical composition of the hays or by data from rabbit feeding trials. The nutritive value of the orchardgrass decreased approximately 50 per cent over a harvesting period of two-and-a-half weeks. They found the nutritive value index (N. V. I.) for hays of three orchardgrass varieties cut on each of three dates in spring to rank according to rate of maturation, with the slowest maturing variety ranking highest. Sugar content of orchardgrass forage was found by Bland and Dent (5) to be positively correlated with animal preference.

Reid *et al.* (59) reported that rate and source

of nitrogen had little effect on *ad libitum* consumption of orchardgrass hays by sheep. Animal preference for the hays, however, declined with increasing rates of nitrogen fertilization. In contrast, the preference ranking of orchardgrass fertilized at several rates of nitrogen was the opposite under grazing conditions. Use of different sources of nitrogen affected the attractiveness of the hays but did not significantly modify selection of forage by grazing sheep. Sheep and rabbits exhibited differences in preference in these studies. Blaser *et al.* (7) found that steers grazing orchardgrass fertilized with 216 pounds of nitrogen per acre gained less per day than steers grazing orchardgrass grown with ladino clover and not fertilized with nitrogen. On the other hand, carrying capacity of orchardgrass pastures fertilized with nitrogen was higher than for grass grown with ladino clover. Live weight gains per acre over a five-year period were 9 per cent higher for orchardgrass fertilized with nitrogen than for that grown with ladino clover. Washko and Marriott (81) have concluded that beef production was similar for nitrogen fertilized grass (including orchardgrass) and legume-grass pastures. Dressing percentage of animals grazing the nitrogen fertilized grass was lower than for animals on the legume-grass pastures, but this difference was not apparent when animals on these pastures were fed a grain supplement. It is important to note that the per cent clover associated with orchardgrass in studies such as those mentioned may have been a very critical factor in determining animal performance. Decker (14) found little difference in beef cattle preference for orchardgrass and reed canarygrass when the clover content was high, whereas orchardgrass was preferred over reed canarygrass when the clover content was low.

Orchardgrass has demonstrated its superior productivity, responsiveness, and competitiveness in many trials, but its nutritive value continues to rank below that of some other popular grasses. The resolution of the managerial problem this presents is a challenge to the agronomist and may require the assistance of other specialists.

## MATERIALS AND METHODS

The experimental area at each station was located on a well- or moderately-well-drained soil

of medium to good fertility that had been uniformly fertilized in previous years. Approximately



TABLE 1  
Site Characteristics, Fertilizer Applied, Varieties Grown, and Seeding Date and Method

| Location                          | Connecticut<br>(Storrs) | Rhode Island<br>(Kingston) | New York<br>(Ithaca)             | Pennsylvania<br>(Centre Hall) | Maryland<br>(College Park) | West Virginia<br>(Morgantown) |
|-----------------------------------|-------------------------|----------------------------|----------------------------------|-------------------------------|----------------------------|-------------------------------|
| Elevation (ft.)                   | 600                     | 100                        | 950                              | 1175                          | 415                        | 1240                          |
| Latitude                          | 41° 48'                 | 41° 29'                    | 42° 27'                          | 40° 48'                       | 38° 59'                    | 39° 39'                       |
| Growing degree days <sup>1</sup>  | 3825                    | 3849                       | 3952                             | 4366                          | 5046                       | 5060                          |
| Soil series and type              | Paxton loam             | Bridgehamp-ton silt loam   | Williamson and Kibbie silt loams | Hublersburg silt loam         | Sassafras silt loam        | Cavode silt loam              |
| Limestone applied pounds per acre | 6700                    | 4000                       | 6000                             | 4000                          | 3000                       | 8000                          |
| Varieties grown                   | Potomac S-37            | Potomac                    | Potomac Pennlate                 | Potomac Pennlate              | Potomac Pennlate           | Potomac Pennmead Pennlate     |
| Date of seeding (1959)            | May 5                   | May 7                      | April 23 and 24                  | April 23                      | August 27                  | May 15 overseeded Sept. 10    |
| Seeding method                    | Broadcast               | Corrugated roller-seeder   | Corrugated roller-seeder         | Corrugated roller-seeder      | Broadcast cultipacked      | Broadcast                     |

<sup>1</sup>March 1 to September 26 with base of 40 F (15).

six months prior to seeding, each area was treated with herbicides to eliminate volunteer grasses. The area was limed to raise the soil pH to at least 6.5. Soil tests in subsequent years indicated no additional limestone was required. Eighty pounds of N, 70 pounds of P, and 133 pounds of K were worked into the soil just prior to seeding. The seedings were made at all locations in 1959 (Table 1) using one seed source, and satisfactory stands were obtained at each location. After the grass was established, broadleaf weeds were controlled with 2,4-D. Uniform applications of 66 pounds of P and 240 pounds of K were made during 1960, 1961, and 1962 with half applied in mid-summer and half after the last fall harvest.

The experimental design was a randomized complete block with three replications. All yield data, plant notes, and chemical data were taken from a basic plot of 6 x 20 feet. Adjacent plots treated in exactly the same manner as the basic plot were used for food reserve studies at Pennsylvania and West Virginia.

**Cutting Management.** First harvests were made each spring at the following maturity stages: (a) pre-joint, when most unemerged heads were less

than 2½ inches above the soil surface; (b) early head, when the tips of the heads were beginning to emerge on not over 10 per cent of the plants; (c) early bloom, when anthers were visible on not more than 10 per cent of the heads; and (d) past bloom, arbitrarily set at two weeks after the early bloom harvest date. Plots receiving the high rate of nitrogen were used as the index for determining time of harvest for all plots. All first harvests were cut uniformly to a 2½-inch stubble height.

In the first harvest season the second aftermath of the pre-joint treatment and the first aftermath of all other stage of growth treatments were cut either at 3½ or at 1½ inches above the soil surface. All other aftermath harvests were taken at a height of 2½ inches. In the second and third harvest seasons the two cutting heights were used on all aftermath cuttings except for the first aftermath of plants cut at pre-joint. The treatment was intensified because it was felt that imposing a differential cutting height on one aftermath cutting was not severe enough. Aftermath harvests were made when the extended leaf length was 12 to 18 inches. Regrowth periods

of three-and-a-half-week minimum and six-week maximum were observed on all aftermath harvests with the exception of the first aftermath of the pre-joint treatment. This cut was made when the grass was at the early head growth stage. Therefore, aftermath yields reported for the pre-joint treatment are totals for the third and any subsequent harvests, whereas the yields listed under other stages are totals for the second and subsequent harvests. This distinction was adopted for the pre-joint treatment because the differential height of cut, which was the principal method in attempted redistribution was necessarily delayed to the third cutting.

All plots received a final cut for the season on a common date in the fall which approximated the average killing frost date for the area.

**Nitrogen Fertilization.** In the first year "low nitrogen" plots received 15 pounds per acre in early spring, 30 pounds per acre after each of the first two harvests, and 25 pounds per acre after the final fall harvest. The "high nitrogen" rates were 55, 110, and 25 pounds respectively. Rates of nitrogen fertilization were increased the second and third years because of nitrogen deficiency symptoms observed on the "high nitrogen" plants late in the season. For the second and third years, the low N treatments received 25 pounds of nitrogen shortly after growth began and after each harvest throughout the growing season. For the high rate the time of application was the same but 75 pounds of N were used, except following the final fall harvest when only 25 pounds were applied.

**Yields.** Weed-free yields of the seeded species were calculated from mower strips approximately 3 feet wide harvested from each plot, after which the remainder of the plot was cut to the same height. Cutter-bar mowers equipped with adjustable skids to control cutting height were used for all mowing operations. The yield sam-

ples were weighed and a subsample of approximately 1½ pounds was dried in forced air driers at 140 to 150 F for dry matter determinations and yield calculations.

**Persistence Evaluation.** Stands were rated twice annually: (a) in early spring as soon as plants of the pre-joint treatment showed two exposed ligules; and (b) in mid-fall within one month after the common harvest. Stand ratings were assigned to each treatment based on estimated percentage of ground cover of the seeded variety. A rating of "1" indicated 10 per cent, whereas a rating of "10" indicated 100 per cent cover.

**Reserves.** Recovery potential based on tiller growth from stored food reserves was determined on "Potomac" orchardgrass at Pennsylvania and at West Virginia. Core samples 3 inches in diameter to a 3-inch depth were removed after the first harvest at West Virginia and in the fall at Pennsylvania from the extra plots for measurement of recovery potential. The cores were placed in plastic cups, fine potting soil was firmed around the roots to a quarter-inch below the top of the container, and the sample was watered. Nitrogen as KNO<sub>3</sub> was then added at a 50-pound per acre rate to the surface of each container. The containers were then kept in dark cabinets at temperatures of 70 to 75 F. The etiolated leaf growth was cut to the established baseline at 10-day to 2-week intervals until recovery growth ceased. The number of tillers per sample were counted at each harvest. The etiolated growth was dried at 160 to 170 F to a constant weight. Dry weight in milligrams per tiller was then used as a measure of plant reserves or regrowth potential (66).

**In vitro** digestibility determinations of selected field samples from Pennsylvania and West Virginia were made at West Virginia University according to the method described by Jung et al. (36).

## EXPERIMENTAL RESULTS

### Total Yields of Dry Matter

Yields were markedly influenced by weather conditions. Both precipitation and temperatures during the first harvest season varied within the

region (Appendix Tables 2A, 2B). Except for Pennsylvania and New York which experienced a 7-week mid-summer drought, weather condi-

tions in the other states cooperating on this experiment were near normal. The second harvest season was most favorable for grass production. Cool, moist conditions were prevalent, generally, throughout the growing season, which resulted in the highest forage production of the three years at all locations. Yields in excess of 5 tons of dry matter per acre were obtained at all locations. The third harvest season was droughty. Regional average yields fell 35 per cent below those of the previous season. Connecticut and Rhode Island received more precipitation than the other cooperating states. Therefore, performance of the orchardgrass varieties grown in these states was not affected as adversely in the third harvest season as at the other locations. The influence of this drought should be taken into account when varietal performance is compared from site to site on a regional basis.

**Potomac.** The number of harvests per season (Appendix Table 1A) ranged from only two harvests in Pennsylvania during the severe drought of 1962, to seven at West Virginia during the first year. A greater number of harvests was made each year at each site when early spring harvests were made. The first harvest date ranged from April 15 at West Virginia to May 18 at Connecticut and Rhode Island. In the two southernmost states, Maryland and West Virginia, average first harvest dates for this variety were April 22 and April 24, respectively, over the three-year period. First harvests in the remaining cooperating states, generally, were taken during the first two weeks of May.

Over the three-year period, annual yields of weed-free dry matter at the six locations ranged from 1.05 to 6.57 tons of dry matter per acre per season with an average of 3.66 (Tables 2-4 Appendix Table 5A). Forage yields were increased at all locations when first harvests were delayed until early bloom or past bloom. Yield differences between these two harvest management treatments were generally quite small. Forage yields for the three-year period averaged higher for New York than elsewhere, irrespective of first harvest cutting management.

High nitrogen fertilization produced more forage than low nitrogen fertilization in all six states. An average of 1.30 tons more dry matter per acre was produced under high nitrogen, as compared with low nitrogen, throughout the region. Greater response to nitrogen fertilization for the Potomac variety was obtained at Rhode

Island and the smallest at West Virginia. This was related to low nitrogen availability in the soil at Rhode Island. Forage production at Rhode Island was not comparable to that obtained at other locations unless high rates of nitrogen were applied.

Cutting the aftermath to either 1½ or 3½ inches had variable effects on seasonal production depending upon the harvest season and location, but cutting at 1½ inches usually produced higher yields than cutting at 3½ inches.

Numerous observations were made of interacting effects of cutting at various growth stages and nitrogen fertilization. The yield increase attributed to the additional nitrogen was generally greatest when the first cutting was taken at early bloom although some inconsistency in this response was noted. In a few instances, rate of nitrogen fertilization differentially affected the response from cutting the aftermath at two heights. When cutting height did affect seasonal total yields of orchardgrass, the 3½-inch cutting height was the more productive management at the high rate of nitrogen, whereas the 1½-inch height was more productive at the low rate of nitrogen.

**Late Maturing Varieties.** From two to six harvests of Pennlate were taken within the region (Appendix Table 1B). Generally, one less harvest per season was taken for Pennlate than was taken for Potomac. The pre-joint harvest treatments of Pennlate were generally cut a week after the same treatments of Potomac. Heading of Pennlate, however, occurred two weeks later than heading of Potomac.

Yields of Pennlate at four locations were approximately 10 per cent lower than those of Potomac (Tables 5-7, Appendix Table 5B). The response of Pennlate to stage of maturity at which the first harvest was taken, was similar to that of Potomac. Cutting the first crop at early bloom or past bloom generally resulted in the production of higher seasonal yields than when the first crop was cut earlier. A notable exception to this occurred at Maryland in the third harvest season. Under droughty conditions at Maryland, delaying the time of first harvest had no effect on total yields.

Total yields were increased 38 per cent by applying the additional nitrogen. Height of cutting Pennlate aftermath influenced seasonal yields under dry conditions at New York and Pennsylvania. In both instances, cutting after-

TABLE 2

Dry Matter Produced by Patomac Orchardgrass in the First Harvest Year (1960)

| Treatment   | Total Yield T/A        |      |        |         |        |                      | Aftermath Yield T/A |         |        |         |         |        |         |     |     |     |     |     |      |     |     |
|-------------|------------------------|------|--------|---------|--------|----------------------|---------------------|---------|--------|---------|---------|--------|---------|-----|-----|-----|-----|-----|------|-----|-----|
|             | Stage at First Harvest | N    | R. I.  | N. Y.   | Pa.    | Md.                  | W. Va.              | Conn.   | R. I.  | N. Y.   | Pa.     | Md.    | W. Va.  |     |     |     |     |     |      |     |     |
| Pre-joint   | High                   | High | 3.36b  | 4.91cd  | 3.46c  | 4.37def              | 4.01def             | 2.17e   | 2.88a  | 3.04c   | 1.25fg  | 2.84ab | 3.45a   |     |     |     |     |     |      |     |     |
|             | High                   | Low  | 3.15b  | 5.28bc  | 3.53c  | 4.81bcd              | 3.78ef              | 2.38de  | 2.65b  | 3.33bc  | 1.15fg  | 3.13a  | 3.32a   |     |     |     |     |     |      |     |     |
|             | Low                    | High | 1.34e  | 3.60f   | 2.33e  | 3.03jk               | 2.50hi              | 1.06i   | 1.09cd | 2.01g   | .67hi   | 1.80de | 2.04b-f |     |     |     |     |     |      |     |     |
|             | Low                    | Low  | 2.71h  | 3.67f   | 2.41d  | 3.12jk               | 2.52hi              | 1.17i   | 1.19cd | 2.04g   | .59i    | 1.93de | 2.09b-f |     |     |     |     |     |      |     |     |
| Early head  | High                   | High | 3.38b  | 5.76b   | 3.66c  | 3.75ghi              | 4.14cde             | 3.27a   | 2.63b  | 4.16a   | 2.55a   | 2.70ab | 3.66a   |     |     |     |     |     |      |     |     |
|             | High                   | Low  | 3.23b  | 5.60b   | 3.88bc | 4.34d-g <sup>2</sup> | 3.69ef              | 3.22a   | 2.52b  | 4.01a   | 2.71a   | 3.09a  | 3.29a   |     |     |     |     |     |      |     |     |
|             | Low                    | High | 1.34e  | 3.68f   | 2.40d  | 2.90k                | 2.34i               | 1.87fg  | .94d   | 2.39f   | 1.68d   | 2.16cd | 1.98c-f |     |     |     |     |     |      |     |     |
|             | Low                    | Low  | 3.00gh | 3.87f   | 2.89d  | 3.47ij               | 2.62hi              | 1.90f   | 1.89cd | 2.52ef  | 1.96cd  | 2.41bc | 2.21b-e |     |     |     |     |     |      |     |     |
| Early bloom | High                   | High | 4.24a  | 6.49a   | 4.60a  | 5.17abc              | 5.31a               | 2.94b   | 2.48b  | 3.43b   | 2.40ab  | 2.82ab | 3.75a   |     |     |     |     |     |      |     |     |
|             | High                   | Low  | 4.12a  | 6.48a   | 4.31ab | 5.47a                | 5.00ab              | 2.76bc  | 2.54b  | 3.33bc  | 2.35ab  | 2.77ab | 3.61a   |     |     |     |     |     |      |     |     |
|             | Low                    | High | 3.37fg | 4.82cde | 2.69d  | 3.73hi               | 2.97gh              | 1.90gh  | 1.07cd | 1.80gh  | 1.32efg | 1.71e  | 1.89def |     |     |     |     |     |      |     |     |
|             | Low                    | Low  | 3.73ef | 5.00cd  | 2.80d  | 3.87f-i              | 3.62ef              | 1.62fgh | 1.08cd | 1.99g   | 1.42ef  | 1.90de | 2.35bcd |     |     |     |     |     |      |     |     |
| Past bloom  | High                   | High | 5.23ab | 4.27a   | 4.42a  | 4.68cde              | 4.57bcd             | 2.56cd  | 2.56b  | 2.64def | 2.04bcd | 1.93de | 2.42bc  |     |     |     |     |     |      |     |     |
|             | High                   | Low  | 5.49a  | 4.10a   | 4.43a  | 5.31ab               | 4.65bc              | 2.66c   | 2.30b  | 2.72de  | 2.10bc  | 2.50bc | 2.50b   |     |     |     |     |     |      |     |     |
|             | Low                    | High | 4.05de | 2.01cd  | 2.76d  | 3.89f-i              | 2.84ef              | 1.65fgh | 1.06cd | 1.47i   | 1.13fg  | 1.58e  | 1.86ef  |     |     |     |     |     |      |     |     |
|             | Low                    | Low  | 4.15d  | 2.28c   | 2.65d  | 4.14e-h              | 3.50fg              | 1.52h   | 1.25c  | 1.63hi  | .97gh   | 1.67e  | 1.65f   |     |     |     |     |     |      |     |     |
| Averages:   |                        |      |        |         |        |                      |                     |         |        |         |         |        |         |     |     |     |     |     |      |     |     |
| PJ          | High                   | Low  | 3.48u  | 2.32t   | 2.93t  | 3.83s                | 3.20s               | 1.70u   | 1.95r  | 2.61s   | .91u    | 2.42rs | 2.73r   |     |     |     |     |     |      |     |     |
| EH          | High                   | Low  | 3.83t  | 2.36t   | 3.22s  | 3.61t                | 3.20s               | 2.56r   | 1.79r  | 3.28r   | 2.24r   | 2.59r  | 2.79r   |     |     |     |     |     |      |     |     |
| EB          | High                   | Low  | 4.35s  | 3.05s   | 3.61r  | 4.56r                | 4.23r               | 2.30s   | 1.79r  | 2.64s   | 1.94s   | 1.92t  | 2.90r   |     |     |     |     |     |      |     |     |
| PB          | High                   | Low  | 4.73r  | 3.16r   | 3.56r  | 4.51r                | 4.14r               | 2.10t   | 1.84r  | 2.12t   | 1.57t   | 2.30s  | 2.11s   |     |     |     |     |     |      |     |     |
| C. V. %     | High                   | Low  | 4.84w  | 3.73w   | 4.08w  | 4.74w                | 4.39w               | 2.74w   | 2.60w  | 3.33w   | 2.12w   | 2.72w  | 3.25w   |     |     |     |     |     |      |     |     |
|             | High                   | Low  | 3.35x  | 1.71x   | 2.59x  | 3.52x                | 2.99x               | 1.59x   | 1.09x  | 1.99x   | 1.21x   | 1.90x  | 2.01x   |     |     |     |     |     |      |     |     |
| C. V. %     | High                   | Low  | 4.04y  | 2.73y   | 3.30y  | 3.94z                | 3.71y               | 2.18y   | 1.86y  | 2.62y   | 1.62y   | 2.19z  | 2.63y   |     |     |     |     |     |      |     |     |
|             | High                   | Low  | 4.15y  | 2.72y   | 3.38y  | 4.32y                | 3.67y               | 2.15y   | 1.85y  | 2.70y   | 1.70y   | 2.42y  | 2.63y   |     |     |     |     |     |      |     |     |
| C. V. %     |                        |      |        |         |        |                      |                     |         |        |         |         | 6.0    | 5.3     | 8.8 | 7.4 | 8.3 | 6.5 | 6.3 | 13.4 | 9.5 | 9.2 |

Values having the same letter are from the same statistical population at the 5 per cent level of significance. Comparisons may be made within each column. <sup>2</sup>0fg indicates the inclusion of d, e, f, g.

TABLE 3

Dry Matter Produced by Potomac Orchardgrass in the Second Harvest Year (1961)

| Stage at First Harvest | Treatment |               | Total Yield T A |        |        |         |         |         |         | Aftermath Yield T A |         |         |         |                      |       |       |       |         |         |                      |
|------------------------|-----------|---------------|-----------------|--------|--------|---------|---------|---------|---------|---------------------|---------|---------|---------|----------------------|-------|-------|-------|---------|---------|----------------------|
|                        | N         | Aftermath Cut | Conn.           | R.I.   | N.Y.   | Pa.     | Md.     | W. Va.  | Conn.   | R. I.               | N. Y.   | Pa.     | Md.     | W. Va.               | Conn. | R. I. | N. Y. | Pa.     | Md.     | W. Va.               |
|                        |           |               |                 |        |        |         |         |         |         |                     |         |         |         |                      |       |       |       |         |         |                      |
| Pre-joint              | High      | High          | 4.63bc          | 3.59c  | 5.49c  | 4.36cde | 4.63b   | 4.20de  | 3.28a   | 2.64ab              | 3.32a   | 3.11ab  | 2.94cd  | 2.43b-e <sup>2</sup> |       |       |       | 3.11ab  | 2.94cd  | 2.43b-e <sup>2</sup> |
|                        | High      | Low           | 3.37d           | 3.88bc | 5.27c  | 4.82abc | 4.76b   | 4.31d   | 1.97bcd | 2.87a               | 2.77bc  | 3.29a   | 2.70cd  | 2.11def              |       |       |       | 3.29a   | 2.70cd  | 2.11def              |
|                        | Low       | High          | 3.01d           | 1.63f  | 4.05d  | 3.38f   | 3.38f   | 3.38f   | 3.43e   | 2.09bc              | 1.23f   | 2.38ef  | 2.53cd  | 1.83f                |       |       |       | 2.38ef  | 2.53cd  | 1.83f                |
| Early head             | High      | High          | 2.60d           | 2.01e  | 3.70d  | 3.39f   | 3.49def | 3.29e   | 1.76cd  | 1.58e               | 2.19fg  | 2.33def | 1.94f   | 1.33h                |       |       |       | 2.33def | 1.94f   | 1.33h                |
|                        | High      | Low           | 4.19c           | 4.08b  | 5.31c  | 4.62bc  | 4.70b   | 5.45abc | 2.70a   | 2.67a               | 3.31a   | 2.70bcd | 3.10a   | 3.24a                |       |       |       | 2.70bcd | 3.10a   | 3.24a                |
|                        | Low       | High          | 3.53d           | 4.19b  | 5.13c  | 4.74bc  | 4.50b   | 4.90bcd | 1.79cd  | 2.79a               | 3.21a   | 2.99ab  | 2.74ab  | 2.87abc              |       |       |       | 2.99ab  | 2.74ab  | 2.87abc              |
| Early bloom            | High      | High          | 3.13d           | 1.91f  | 4.06d  | 3.27f   | 3.33f   | 4.72cd  | 1.83bcd | 1.24f               | 2.62cde | 1.87efg | 2.34cd  | 2.99ab               |       |       |       | 1.87efg | 2.34cd  | 2.99ab               |
|                        | High      | Low           | 3.17d           | 2.55d  | 3.92d  | 3.67ef  | 3.56def | 4.30d   | 1.80cd  | 1.77c               | 2.43def | 2.28def | 2.54bc  | 2.64a-d              |       |       |       | 2.28def | 2.54bc  | 2.64a-d              |
|                        | Low       | High          | 5.59a           | 5.06a  | 6.05d  | 4.48cd  | 5.33a   | 5.95a   | 2.66a   | 2.23cd              | 2.81bc  | 2.25def | 1.92ef  | 2.89abc              |       |       |       | 2.25def | 1.92ef  | 2.89abc              |
| Past bloom             | High      | High          | 5.18ab          | 5.25a  | 6.26ab | 5.60a   | 5.24a   | 5.63ab  | 2.19bc  | 2.42bc              | 2.94b   | 2.98abc | 1.84f   | 2.63a-d              |       |       |       | 2.98abc | 1.84f   | 2.63a-d              |
|                        | High      | Low           | 3.36d           | 2.37de | 5.01c  | 3.66ef  | 3.48ef  | 4.78cd  | 1.65de  | 1.04f               | 2.10fg  | 1.08h   | 1.75f   | 2.26cde              |       |       |       | 1.08h   | 1.75f   | 2.26cde              |
|                        | Low       | High          | 3.49d           | 2.42d  | 5.41c  | 4.28cde | 4.05c   | 4.28d   | 1.65de  | 1.24f               | 2.20fg  | 1.82fg  | 1.99def | 1.62fgh              |       |       |       | 1.82fg  | 1.99def | 1.62fgh              |
| Averages:              | High      | High          | 5.77a           | 5.16a  | 6.57a  | 4.87abc | 5.28a   | 5.78a   | 2.26b   | 2.27cd              | 2.72bc  | 2.39de  | 1.74f   | 2.69a-d              |       |       |       | 2.39de  | 1.74f   | 2.69a-d              |
|                        | High      | Low           | 5.17ab          | 5.22a  | 6.27ab | 5.31ab  | 5.23a   | 5.86a   | 1.85bcd | 2.13d               | 2.67cd  | 2.57bcd | 1.68fg  | 2.65a-d              |       |       |       | 2.57bcd | 1.68fg  | 2.65a-d              |
|                        | Low       | High          | 3.09d           | 2.69d  | 5.24c  | 3.63ef  | 3.89cde | 5.20abc | 1.34e   | 1.23f               | 2.01gh  | 1.37gh  | 1.39g   | 2.15d-g              |       |       |       | 1.37gh  | 1.39g   | 2.15d-g              |
| C. V. %                | High      | High          | 3.38d           | 2.60d  | 5.03e  | 3.75def | 3.91cd  | 5.26abc | 1.36e   | 1.21f               | 1.91h   | 1.26h   | 1.64fg  | 1.96efg              |       |       |       | 1.26h   | 1.64fg  | 1.96efg              |
|                        | High      | Low           | 3.40s           | 2.78s  | 4.63s  | 3.99t   | 4.03s   | 3.81t   | 2.28r   | 2.08r               | 2.67s   | 2.81r   | 2.05s   | 1.89t                |       |       |       | 2.81r   | 2.05s   | 1.89t                |
|                        | Low       | High          | 3.15x           | 3.18s  | 4.60s  | 4.08st  | 4.02s   | 4.84s   | 2.03s   | 2.12r               | 2.89r   | 2.46s   | 2.68r   | 2.94r                |       |       |       | 2.46s   | 2.68r   | 2.94r                |
| C. V. %                | High      | High          | 4.10y           | 3.31z  | 5.22y  | 4.03z   | 4.23y   | 4.94y   | 2.23y   | 1.82z               | 2.66y   | 2.16z   | 2.04y   | 2.53y                |       |       |       | 2.16z   | 2.04y   | 2.53y                |
|                        | High      | Low           | 3.74z           | 3.52y  | 5.12y  | 4.44y   | 4.34y   | 4.73y   | 1.80y   | 2.00y               | 2.54z   | 2.44y   | 2.07y   | 2.24z                |       |       |       | 2.44y   | 2.07y   | 2.24z                |
|                        | Low       | High          | 5.8             | 5.8    | 5.6    | 10.2    | 5.3     | 8.0     | 6.7     | 5.4                 | 13.3    | 8.8     | 13.7    |                      |       |       |       | 13.3    | 8.8     | 13.7                 |

<sup>1</sup>Values having the same letter are from the same statistical population at the 5 per cent level of significance. Comparisons may be made within each column.

<sup>2</sup>(bc) indicates the inclusion of b, c, d, e

TABLE 4  
Dry Matter Produced by Potomac Orchardgrass in the Third Harvest Year (1962)

| Treatment   | Total Yield T A        |      |                     |        |                      | Aftermath Yield T/A |         |         |         |        |         |         |        |         |         |
|-------------|------------------------|------|---------------------|--------|----------------------|---------------------|---------|---------|---------|--------|---------|---------|--------|---------|---------|
|             | Stage at First Harvest | N    | Aftermath Cut       | Conn.  | R. I.                | N.Y.                | Pa.     | Md.     | W. Va.  | Conn.  | R. I.   | N. Y.   | Pa.    | Md.     | W. Va.  |
| Pre-joint   | High                   | High | 3.86de <sup>1</sup> | 3.64b  | 2.87ef               | 1.44bcd             | 2.83a-d | 3.06d-h | 2.88ab  | 2.65b  | 1.83abc | 5.0ab   | 1.03ab | 1.97abc |         |
|             | High                   | Low  | 3.86ab              | 3.96ab | 2.79ef               | 1.15de              | 2.61b-f | 3.02e-h | 2.68ab  | 3.02a  | 1.81abc | .48ab   | .77cd  | 1.77bcd |         |
|             | Low                    | High | 2.27i               | 1.54a  | 2.50f                | 1.17de              | 1.86fg  | 2.56h   | 1.31gh  | 1.31gh | 1.18f   | 1.32efg | .31def | .91bc   | 1.61c-f |
|             | Low                    | Low  | 2.56hi              | 1.96cd | 2.59f                | 1.05e               | 2.20d-g | 2.86fgh | 2.25bcd | 1.65d  | 1.49def | .32def  | .94bc  | 1.62cde |         |
| Early head  | High                   | High | 4.70bc              | 3.57b  | 3.32bcd              | 1.63abc             | 2.69b-e | 3.37c-f | 3.12a   | 2.61b  | 1.93ab  | 57a     | 1.02ab | 2.21a   |         |
|             | High                   | Low  | 3.77e               | 3.77b  | 3.26b-e <sup>1</sup> | 1.51abc             | 2.79a-e | 3.06d-h | 2.17cd  | 2.69b  | 1.99a   | 52ab    | 1.01ab | 2.03ab  |         |
|             | Low                    | High | 2.68hi              | 1.52d  | 2.52f                | 1.31cde             | 1.79g   | 2.77gh  | 1.52efg | 1.17f  | 1.24g   | .35cde  | 1.09ab | 1.95abc |         |
|             | Low                    | Low  | 3.58ef              | 2.09c  | 2.56f                | 1.17de              | 2.04efg | 2.74gh  | 2.24bcd | 1.72d  | 1.28fg  | .29def  | 1.19a  | 2.04ab  |         |
| Early bloom | High                   | High | 4.36c               | 4.34a  | 3.97a                | 1.63abc             | 3.10abc | 4.43a   | 2.41bcd | 2.53b  | 1.67cd  | 47abc   | .93bc  | 1.50d-g |         |
|             | High                   | Low  | 4.26cd              | 4.33a  | 3.63abc              | 1.50abc             | 3.37ab  | 3.49cde | 1.96def | 2.49b  | 1.71bcd | 49abc   | .97abc | 1.03hi  |         |
|             | Low                    | High | 2.95gh              | 2.07c  | 3.13cde              | 1.36cde             | 1.84fg  | 3.27c-g | 1.01gh  | 1.18f  | 1.20gh  | .22efg  | .63e   | 1.17ghi |         |
|             | Low                    | Low  | 3.22fg              | 2.11c  | 3.18cde              | 1.11de              | 2.20d-g | 3.27c-g | 1.40fgh | 1.48de | 1.23g   | .14g    | .95bc  | 1.26e-h |         |
| Past bloom  | High                   | High | 5.06b               | 3.89b  | 4.05a                | 1.70ab              | 3.59a   | 3.80bc  | 2.12cde | 2.08c  | 1.22gh  | 50ab    | .86bcd | .98hi   |         |
|             | High                   | Low  | 5.51a               | 4.00ab | 3.70ab               | 1.80a               | 3.61a   | 4.12ab  | 2.30bcd | 1.97c  | 1.15gh  | .39bcd  | .93abc | 1.25fgh |         |
|             | Low                    | High | 3.39efg             | 1.98cd | 3.38bc               | 1.42bcd             | 2.19d-g | 3.52cde | .78h    | 1.28ef | .98h    | .20fg   | .65d   | .82i    |         |
|             | Low                    | Low  | 3.24fg              | 1.82cd | 3.16cde              | 1.42bcd             | 2.54c-g | 3.60bcd | .81h    | .99f   | .64i    | .20fg   | .76cd  | .89i    |         |
| Averages:   | PJ                     |      | 3.14t               | 2.78s  | 2.69t                | 1.20u               | 2.39s   | 2.87s   | 2.28r   | 2.13r  | 1.61r   | 40r     | .93s   | 1.74s   |         |
|             | EH                     |      | 3.68s               | 2.74s  | 2.92s                | 1.40t               | 2.33s   | 2.98s   | 2.26r   | 2.05r  | 1.61r   | 43r     | 1.03r  | 2.07r   |         |
|             | EB                     |      | 3.70s               | 3.21r  | 3.48r                | 1.46j               | 2.63rs  | 3.62r   | 1.70s   | 1.92s  | 1.45s   | .33s    | .88st  | 1.24t   |         |
|             | PB                     |      | 4.30r               | 2.92s  | 3.57r                | 1.58r               | 2.98r   | 3.76r   | 1.50s   | 1.58t  | 1.00t   | .33s    | .81t   | .98u    |         |
| C. V. %     | High                   |      | 4.42w               | 3.93w  | 3.45w                | 1.57w               | 3.03w   | 3.54w   | 2.46w   | 2.51w  | 1.66w   | 49w     | .95w   | 1.60w   |         |
|             | Low                    |      | 2.98x               | 1.89x  | 2.88x                | 1.26x               | 2.08x   | 3.07x   | 1.42x   | 1.33x  | 1.17x   | .26x    | .90w   | 1.42x   |         |
|             | High                   |      | 3.66y               | 2.82z  | 3.22y                | 1.48y               | 2.49y   | 3.35y   | 1.89y   | 1.84z  | 1.42y   | .39y    | .90y   | 1.53y   |         |
|             | Low                    |      | 3.75y               | 3.01y  | 3.11y                | 1.34z               | 2.67y   | 3.27y   | 1.98y   | 2.00y  | 1.41y   | .35y    | .95y   | 1.49y   |         |
|             |                        |      | 7.7                 | 8.6    | 11.9                 | 15.7                | 8.5     | 6.8     | 9.6     | 22.0   | 12.7    | 12.4    |        |         |         |

Values having the same letter are from the same statistical population at the 5 per cent level of significance. Comparisons may be made within each column. <sup>1</sup> c. v. indicates the inclusion of b, c, d, e.

math stubble to a height of 3½ inches resulted in greater production than cutting the stubble to a height of 1½ inches.

At Connecticut, approximately the same number of harvests was taken for "S 37" as was taken for Potomac. Time of harvest of the first crop at all growth stages was approximately a week later than Potomac. The variety, "S 37," was less productive (18 per cent) than Potomac under Connecticut conditions. Stage of growth at first harvest had less influence on total forage

produced by "S 37" than on forage produced by Potomac. Nevertheless, delaying time of first harvest resulted in increasing total yields. Over the three-year period, the "S 37" stands fertilized at the high rate of nitrogen out-yielded those fertilized at the low rate of nitrogen by 1.36 tons of dry matter per acre. Yield increases attributed to cutting height of aftermath were of more importance at the high rate of fertilization. When these differences were apparent, the 3½-inch cutting height was better.

## Aftermath Production

The reader should bear in mind that aftermath yields reported for the pre-joint treatment are totals for the third and any subsequent harvests, whereas yields listed under the other stages are totals for the second and subsequent harvests. This distinction was adopted for the pre-joint treatment because the differential height of cut, which was the principal method in attempted redistribution, was necessarily delayed until the third cutting. For the pre-joint treatment, the first cut was made at a pre-joint stage and the second when the same crop of stems was heading. In the other plots, cuts above or below the apex level in the regrowth could be made at the second harvest since the first crop of stems was removed in the first cut. In terms of dates, then, the "aftermath" reported here for grass cut at the pre-joint stage began to grow later in the season than did the aftermath for grass cut at early head. Because of the adverse effects of summer heat and drought, this difference may be important.

**Potomac.** Yields of aftermath forage produced by Potomac orchardgrass during the three-year harvest period differed by more than 4 tons of dry matter per acre. The most beneficial time of first harvest for the production of large aftermath yields was at the early head growth stage. Delaying time of first harvest until past bloom reduced aftermath yields an average of 25 per cent for the region for the three harvest years.

The higher rate of nitrogen increased aftermath yields for the region 50 per cent for the three-year period. Only at Maryland under dry conditions were yields comparable for the two rates of nitrogen.

The overall effect of the difference in stubble

height was usually negligible. Even when some effect was noted, the results were not consistent at all locations. Cutting the aftermath to a stubble height of either 1½ inches (Rhode Island, Pennsylvania, Maryland), or 3½ inches (New York and West Virginia), sometimes resulted in highest yields.

The imposed treatments interacted more frequently at Rhode Island and Maryland than elsewhere and influenced aftermath production more than total yields. Larger increases in yield due to the extra nitrogen were often found when the first harvest was taken early, and least advantage of the extra nitrogen was obtained when the first harvest was taken at past bloom. Higher aftermath yields were obtained at Rhode Island and Maryland at the low rate of nitrogen with the 1½-inch stubble height management, whereas at the higher rate of nitrogen larger yields were sometimes obtained when the stubble was cut to 3½ inches.

**Late Maturing Varieties.** Aftermath production of Pennlate was generally greatest when the first growth was cut at the early head growth stage at all locations. Aftermath production was increased with additional nitrogen except during a dry year at Maryland. On the other hand, height of cutting had, in general, little influence on aftermath yields.

Several instances of interaction between time of first harvest and rate of nitrogen were noted for Pennlate. Delaying time of first harvest until past bloom lessened the advantage from the additional nitrogen. However, none of the earlier harvest stages was consistently best in this respect.

TABLE 5  
Dry Matter Produced by Late Maturing Orchardgrass Varieties in the First Harvest Year (1960)

| Treatment   | Total Yield T/A |        |          |        | Aftermath Yield T/A |         |          |        |         |
|-------------|-----------------|--------|----------|--------|---------------------|---------|----------|--------|---------|
|             | S 37            |        | Pennlate |        | S 37                |         | Pennlate |        |         |
|             | Comm.           | N. Y.  | Pa.      | Md.    | Comm.               | N. Y.   | Pa.      | Md.    |         |
| Pre-joint   | High            | 3.92d  | 5.65b    | 3.59b  | 3.40c               | 2.09bc  | 2.54bcd  | 1.26de | 2.17bc  |
|             | High            | 3.55de | 5.52b    | 3.68ab | 3.38c               | 1.94cd  | 2.43cde  | 1.26de | 2.35a   |
|             | Low             | 2.23h  | 4.08e    | 2.31cd | 1.82g               | .88h    | 1.56gh   | .69g   | 1.36fg  |
|             | Low             | 2.66gh | 4.51de   | 2.60c  | 2.16fg              | 1.05gh  | 1.84efg  | .59g   | 1.55c   |
| Early head  | High            | 3.86d  | 5.65b    | 3.63ab | 3.37c               | 2.51a   | 3.28a    | 2.27a  | 2.18b   |
|             | High            | 4.04cd | 5.53b    | 4.27a  | 3.62bc              | 2.53a   | 3.11a    | 2.57a  | 2.46a   |
|             | Low             | 2.86fg | 4.20e    | 1.92d  | 2.64de              | 1.52ef  | 2.19efg  | 1.33d  | 1.84d   |
|             | Low             | 2.72g  | 4.15e    | 2.16cd | 2.37ef              | 1.71de  | 2.23def  | 1.44cd | 1.77d   |
| Early bloom | High            | 4.79ab | 6.25a    | 4.02ab | 4.09ab              | 2.43a   | 2.77b    | 2.19ab | 1.86d   |
|             | High            | 4.42bc | 6.35a    | 4.03ab | 4.27a               | 2.27ab  | 2.76b    | 1.97b  | 2.07c   |
|             | Low             | 3.62de | 4.71cd   | 2.37cd | 2.66de              | 1.67de  | 1.60fgh  | 1.03ef | 1.30gh  |
|             | Low             | 3.03f  | 5.02c    | 2.45cd | 2.61de              | 1.34efg | 1.89efg  | 1.22de | 1.42efg |
| Past bloom  | High            | 4.93a  | 5.93ab   | 4.22ab | 4.06ab              | 2.05c   | 2.09efg  | 1.62c  | 1.48ef  |
|             | High            | 4.74ab | 6.21a    | 4.04ab | 4.05ab              | 1.96cd  | 2.26def  | 1.47cd | 1.73d   |
|             | Low             | 3.65de | 5.02c    | 2.61c  | 2.86d               | 1.39efg | 1.34h    | .79fg  | 1.22hi  |
|             | Low             | 3.30ef | 4.90cd   | 2.22cd | 2.74de              | 1.28fg  | 1.49h    | .75g   | 1.11i   |
| Averages:   | Pj              | 3.09t  | 4.94s    | 3.04r  | 2.69t               | 1.49s   | 2.09t    | .95u   | 1.86s   |
|             | EH              | 3.37s  | 4.88s    | 3.00r  | 3.00s               | 2.07r   | 2.70r    | 1.90r  | 2.06r   |
|             | EB              | 3.96r  | 5.58r    | 3.22r  | 3.41r               | 1.93r   | 2.26s    | 1.60s  | 1.66t   |
|             | PB              | 4.16r  | 5.52r    | 3.27r  | 3.43r               | 1.67s   | 1.80u    | 1.16t  | 1.38u   |
| High        | 4.28w           | 5.89w  | 3.94w    | 3.78w  | 2.22w               | 2.66w   | 1.83w    | 1.83w  | 2.04w   |
|             | Low             | 3.01x  | 4.57x    | 2.33x  | 2.48x               | 1.36x   | 1.77x    | .98x   | 1.45x   |
| High        | 3.73y           | 5.19y  | 3.08y    | 3.11y  | 1.82y               | 2.17y   | 1.40y    | 1.68z  |         |
|             | Low             | 3.56y  | 5.28y    | 3.18y  | 3.15y               | 1.76y   | 2.25y    | 1.41y  | 1.81y   |
| C. V. %     |                 | 4.7    | 11.4     | 7.9    | 7.9                 | 9.8     | 4.0      |        |         |

Values having the same letter are from the same statistical population at the 5 per cent level of significance. Comparisons may be made within each column.



TABLE 6

Dry Matter Produced by Late Maturing Orchardgrass Varieties in the Second Harvest Year (1961)

| Stage at First Harvest            | Treatment |               | Total Yield T/A |         |          |         | Aftermath Yield T/A |         |         |     |
|-----------------------------------|-----------|---------------|-----------------|---------|----------|---------|---------------------|---------|---------|-----|
|                                   | N         | Aftermath Cut | S 37            |         | Pennlate |         | Conn.               | N. Y.   | Pa.     | Md. |
|                                   |           |               | High            | Low     | N. Y.    | Pa.     |                     |         |         |     |
| Pre-joint                         | High      | 4.42bc        | 5.02bc          | 4.49a   | 4.28a    | 3.01a   | 2.87a               | 2.05bc  | 2.17a-f |     |
|                                   | High      | 3.51d         | 4.34bcd         | 4.71a   | 4.09a    | 1.25g   | 2.77ab              | 2.22b   | 1.60b-f |     |
|                                   | Low       | 2.44e         | 3.79ef          | 3.01bcd | 2.53c    | 1.68ef  | 2.18def             | 1.09efg | 1.26d-g |     |
|                                   | Low       | 2.50e         | 3.57f           | 3.42bc  | 2.94bc   | 1.57efg | 1.91fg              | 1.23ef  | 1.33c-g |     |
| Early head                        | High      | 4.66ab        | 5.04bc          | 5.13a   | 4.20a    | 3.16a   | 2.63abc             | 3.42a   | 1.99ab  |     |
|                                   | High      | 3.91cd        | 4.82bcd         | 4.97a   | 4.16a    | 2.51b   | 2.48bcd             | 3.27a   | 2.00ab  |     |
|                                   | Low       | 2.78e         | 4.17ef          | 2.70d   | 2.81bc   | 2.15cd  | 2.18def             | 1.64d   | 1.78abc |     |
|                                   | Low       | 2.53e         | 4.28de          | 2.80d   | 2.59bc   | 1.81de  | 2.29cde             | 1.90d   | 1.77a-d |     |
| Early bloom                       | High      | 4.88ab        | 6.02a           | 4.90a   | 4.24a    | 2.55b   | 2.67ab              | 2.06bc  | 1.71a-e |     |
|                                   | High      | 4.03cd        | 6.24a           | 5.00a   | 4.07a    | 1.85de  | 2.81ab              | 2.23b   | 1.74a-d |     |
|                                   | Low       | 2.60e         | 5.01bc          | 3.45bc  | 2.48c    | 1.53efg | 2.03efg             | 1.08efg | 1.13fg  |     |
|                                   | Low       | 2.52e         | 4.73cd          | 3.41bc  | 2.76bc   | 1.48efg | 1.81g               | 1.33e   | 1.34c-g |     |
| Past bloom                        | High      | 5.18a         | 5.99a           | 4.79a   | 4.58a    | 2.41bc  | 2.19def             | 1.86cd  | 1.23efg |     |
|                                   | High      | 4.85ab        | 6.32a           | 4.66a   | 4.67a    | 2.03de  | 2.19def             | 1.77cd  | 1.37c-g |     |
|                                   | Low       | 2.90e         | 4.87bc          | 3.51bc  | 3.18b    | 1.43fg  | 1.67g               | .98fg   | 1.07g   |     |
|                                   | Low       | 2.74e         | 5.31b           | 3.61b   | 3.21b    | 1.29g   | 1.75g               | .88g    | 1.02g   |     |
| Averages:<br>Pj<br>EH<br>EB<br>PB | High      | 3.22t         | 4.30t           | 3.91r   | 3.46s    | 1.88s   | 2.43r               | 1.65s   | 1.59s   |     |
|                                   | Low       | 3.47s         | 4.58st          | 3.90r   | 3.44s    | 2.41r   | 2.40r               | 2.64r   | 1.89r   |     |
|                                   | High      | 3.50s         | 5.50r           | 4.19r   | 3.38s    | 1.85s   | 2.35r               | 1.68s   | 1.48s   |     |
|                                   | Low       | 3.92r         | 5.62r           | 4.14r   | 3.91r    | 1.79s   | 1.95s               | 1.37t   | 1.17t   |     |
| C. V., %                          | High      | 4.43w         | 5.54w           | 4.83w   | 4.29w    | 2.35w   | 2.58w               | 2.36w   | 1.73w   |     |
|                                   | Low       | 2.63x         | 4.47x           | 3.24x   | 2.81x    | 1.62x   | 1.98x               | 1.30x   | 1.34x   |     |
|                                   | High      | 3.73y         | 4.99y           | 4.00y   | 3.53y    | 2.24y   | 2.30y               | 1.81y   | 1.54y   |     |
|                                   | Low       | 3.56y         | 5.01y           | 4.07y   | 3.56y    | 1.72z   | 2.25y               | 1.85y   | 1.52y   |     |
|                                   |           | 6.1           | 9.5             | 9.5     | 9.7      | 8.6     | 9.8                 | 9.8     | 16.9    |     |

<sup>1</sup>Values having the same letter are from the same statistical population at the 5 per cent level of significance. Comparisons may be made within each column.  
<sup>2</sup>(s-t) indicates the inclusion of a, b, c, d, e, f.

TABLE 7

Dry Matter Produced by Late Maturing Orchardgrass Varieties in the Third Harvest Year (1962)

| Treatment              | Total Yield T/A |           |     |                     | Aftermath Yield T/A  |         |         |        |
|------------------------|-----------------|-----------|-----|---------------------|----------------------|---------|---------|--------|
|                        | S 37            | N.Y.      | Pa. | Md.                 | S 37                 | N. Y.   | Pa.     | Md.    |
| Stage at First Harvest | N               | Aftermath | Cut | Conn.               | N.Y.                 | Pa.     | Md.     |        |
| Pre-joint              | High            | High      |     | 3.49bc <sup>1</sup> | 2.14b-e <sup>2</sup> | 1.38de  | 2.64a-d | .49a   |
|                        | High            | Low       |     | 3.21cd              | 1.77de               | 1.35def | 2.35a-e | .39ab  |
|                        | Low             | High      |     | 1.74f               | 1.91cde              | 1.16efg | 1.87de  | .31bc  |
|                        | Low             | Low       |     | 2.18efg             | 1.68e                | .90g    | 1.79e   | .24cde |
| Early head             | High            | High      |     | 2.65de              | 2.88ab               | 1.58a-d | 2.53a-e | .82bcd |
|                        | High            | Low       |     | 2.00efg             | 2.65abc              | 1.55a-d | 2.70abc | .40a   |
|                        | Low             | High      |     | 1.93fg              | 2.28a-e              | 1.27def | 1.75e   | .19def |
|                        | Low             | Low       |     | 1.84fg              | 2.25a-e              | 1.01fg  | 1.99cde | .10f   |
| Early bloom            | High            | High      |     | 4.29a               | 3.01a                | 1.85ab  | 2.74abc | .43a   |
|                        | High            | Low       |     | 3.88ab              | 2.98a                | 1.74abc | 2.92a   | .38ab  |
|                        | Low             | High      |     | 2.14efg             | 2.48a-d              | 1.53bcd | 1.74e   | .30bcd |
|                        | Low             | Low       |     | 2.32efg             | 2.62abc              | 3.41cde | 1.92cde | .23cde |
| Past bloom             | High            | High      |     | 2.43ef              | 2.93a                | 1.89a   | 2.84ab  | .21c-f |
|                        | High            | Low       |     | 2.66de              | 2.36a-e              | 1.87ab  | 2.93a   | .20c-f |
|                        | Low             | High      |     | 2.25efg             | 2.67abc              | 1.46cde | 2.34a-e | .15ef  |
|                        | Low             | Low       |     | 2.21efg             | 2.82ab               | 1.29def | 2.01b-e | .13ef  |
| Averages:              |                 |           |     | 2.66f               | 1.88s                | 1.20t   | 2.16r   | .36r   |
| PJ                     |                 |           |     | 2.10s               | 2.52r                | 1.35s   | 2.24r   | .28s   |
| EH                     |                 |           |     | 3.16r               | 2.77r                | 1.64r   | 2.33r   | .34r   |
| EB                     |                 |           |     | 2.38r               | 2.70r                | 1.61r   | 2.53r   | .17t   |
| PB                     |                 |           |     | 3.07w               | 2.59w                | 1.64w   | 2.71w   | .37w   |
|                        | High            |           |     | 2.08x               | 2.34x                | 1.26x   | 1.92x   | .21x   |
|                        | Low             |           |     | 2.62y               | 2.54y                | 1.52y   | 2.31y   | .32y   |
|                        |                 | High      |     | 2.54y               | 2.39z                | 1.38z   | 2.32y   | .26z   |
| C. V. %                |                 |           |     | 16.5                | 12.7                 | 18.4    | 20.6    | 21.2   |
|                        |                 |           |     |                     |                      |         |         | 20.2   |

Values having the same letter are from the same statistical population at the 5 per cent level of significance. Comparisons may be made within each column (10) indicates the inclusion of b, c, d, e.

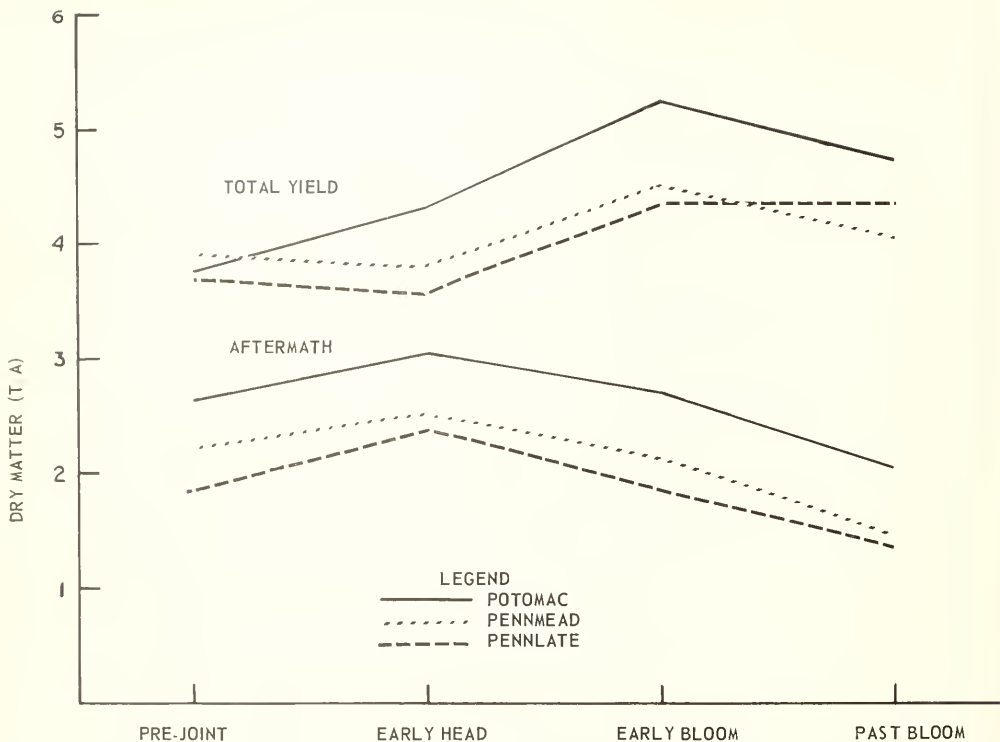


Figure 1. Dry matter yields of three orchardgrass varieties harvested each spring at different stages of growth over a 3-year (1960-62) period at West Virginia.

Two late maturing orchardgrass varieties were compared with Potomac at West Virginia. Under these conditions, time of heading of Pennmead was intermediate between that of Potomac and Pennlate. Varietal differences in yield when the three varieties were grown for three years at one rate of nitrogen (high) and aftermath cut at one height (3½ inches) are graphically portrayed in Figure 1. Aftermath yields of Pennmead were approximately 20 per cent less and those

of Pennlate 28 per cent less than aftermath yields of Potomac. These yield differences were twice those observed for total yields. It should be noted that when the first cutting each season was taken at the pre-joint growth stage, seasonal total yields of the varieties were equal.

Aftermath production of S 37 was maximized by taking the first harvest at early head, by using the higher rate of nitrogen and cutting the aftermath stubble to a height of 3½ inches.

## Regrowth Potential

The recovery potential of Potomac orchardgrass in the dark as determined by the weight of etiolated regrowth produced following the first

harvest for each of four growth stages at West Virginia is presented in Table 8. In general, the trends indicated that food reserves were highest

TABLE 8  
Potomac Orchardgrass Recovery Potential

| Stage at First Harvest | Level of N | Cutting Height | Etiolated Regrowth (mg./tiller)<br>Harvest Year |                    |               |                    |               |         |
|------------------------|------------|----------------|---|--------------------|---------------|--------------------|---------------|---------|
|                        |            |                | First   |                    | Second        |                    | Third         |         |
|                        |            |                | Spring*<br>(W. Va.)                             | Spring<br>(W. Va.) | Fall<br>(Pa.) | Spring<br>(W. Va.) | Fall<br>(Pa.) |         |
| Pre-joint              | High       | High           | 34.77abc <sup>1</sup>                           | 14.67bcd           | 3.62b         | 12.33c             | 10.95b        |         |
|                        | High       | Low            | 28.03c  | 16.00a-d           | 3.62b         | 12.67c             | 13.18b        |         |
|                        | Low        | High           | 37.06abc  | 22.33a             | 7.83a         | 20.67a             | 8.54b         |         |
|                        | Low        | Low            | 28.37c  | 19.00ab            | 6.36ab        | 13.67bc            | 9.62b         |         |
| Early head             | High       | High           | 29.87bc   | 11.00cde           | 5.22ab        | 16.33abc           | 11.92b        |         |
|                        | High       | Low            | 38.93ab   | 7.33e              | 3.33b         | 12.67c             | 19.72a        |         |
|                        | Low        | High           | 39.90a  | 11.33cde           | 6.57ab        | 19.67ab            | 8.30b         |         |
|                        | Low        | Low            | 38.30abc  | 10.33cde           | 3.85b         | 20.00ab            | 9.90b         |         |
| Early bloom            | High       | High           | 9.27d   | 18.67ab            | 7.64a         | 18.33abc           | 11.92b        |         |
|                        | High       | Low            | 10.10d  | 16.00a-d           | 3.85b         | 16.33abc           | 11.40b        |         |
|                        | Low        | High           | 15.87d  | 17.33abc           | 5.48ab        | 14.66abc           | 8.79b         |         |
|                        | Low        | Low            | 11.73d  | 16.67a-d           | 3.93b         | 16.67abc           | 12.10b        |         |
| Past bloom             | High       | High           | 10.10d  | 9.66de             | 6.58a         | 14.33abc           | 11.98b        |         |
|                        | High       | Low            | 8.43d   | 10.33cde           | 3.81b         | 13.67bc            | 8.64b         |         |
|                        | Low        | High           | 14.23d  | 12.33b-e           | 4.04b         | 15.67abc           | 9.31b         |         |
|                        | Low        | Low            | 10.67d  | 12.00b-e           | 4.52ab        | 18.00abc           | 8.34b         |         |
| Averages:              |            |                |   |                    |               |                    |               |         |
|                        |            |                | PJ  | 32.06r             | 18.00r        | 5.27r              | 14.83r        | 10.57rs |
|                        |            |                | EH  | 36.75r             | 10.00s        | 4.74r              | 17.17r        | 12.46r  |
|                        |            |                | EB  | 11.74s             | 17.17r        | 5.22r              | 16.50r        | 11.05rs |
|                        |            |                | PB  | 10.86s             | 10.08s        | 4.74r              | 15.42r        | 9.57s   |
|                        | High       |                |   | 21.19x             | 12.96x        | 4.66w              | 14.58x        | 12.46w  |
|                        | Low        |                |   | 24.52w             | 15.17w        | 5.32w              | 17.38w        | 9.36x   |
|                        |            | High           |   | 23.88y             | 14.66y        | 5.87y              | 16.50y        | 10.21y  |
|                        |            | Low            |   | 21.82y             | 13.46y        | 4.11z              | 15.46y        | 11.61y  |

\*On this sampling date, the plants had not been subjected to the differential height of cut.

<sup>1</sup>Values having the same letter are from the same statistical population at the 5 per cent level of significance. Comparisons may be made within each column.

<sup>2</sup>(a-d) indicates the inclusion of a, b, c, d

in the stubble following cutting at the early vegetative stage or early heading in combination with the low rate of nitrogen, whereas food reserve levels were lowest following cutting at the past bloom stage in combination with the high rate of nitrogen. These differences were much more pronounced during the first harvest season than they were in later years. It is not known, however, whether this effect was diminished as a result of the accumulative effects of the cutting treatments or as a result of drought. Etiolated growth was generally less with the highest rate of nitrogen fertilization. On the other hand, height of cutting aftermath had little effect on reserves in the stubble of spring growth.

Recovery potential of Potomac orchardgrass

was also determined in the fall of the second and third harvest years at Pennsylvania. Differences in etiolated growth associated with treatment effects were larger at the end of the third harvest year than at the end of the second harvest year. In fact, the only treatment which affected etiolated growth in the fall of the second harvest season was that of aftermath height of cut; reserves were higher in plants cut to a 3½-inch stubble as compared to a 1½-inch stubble. Following a droughty third harvest season, several management treatments affected the recovery potential of Potomac orchardgrass. Reserves were highest when the first harvest was taken at early head and the high rate of nitrogen was used in conjunction with clipping the aftermath at a height

of 11 inches. Low recovery potential values were obtained when the first harvest was delayed until

the past bloom stage. In general, greater recovery was obtained with the high rate of nitrogen.

## Persistence

**Potomac.** Stands of Potomac, as indicated by per cent ground cover, were not adversely affected by cutting at different stages of maturity at any location within the region (Tables 9-11). High rates of nitrogen fertilization, however, reduced ground cover at all locations when compared with lower rates of nitrogen fertilization. Cutting height at which the first aftermath was removed did influence stand survival but not in the same manner at the various locations. At

Connecticut and West Virginia, stands were denser under the high stubble cut, whereas at Maryland and Pennsylvania the reverse was true. At New York, stand survival was essentially unaffected by height of stubble. The entire stand was lost at Rhode Island during the winter of 1962-63, irrespective of management treatments.

**Late Maturing Varieties.** Stands of Pennlate orchardgrass were affected differentially within

TABLE 9  
Stand Rotings of Potomac Orchardgrass in the Spring of the Second Harvest Year (1961)

| Stage at First Harvest | Treatment |               |     | Comm.   | Stand Rating      |       |       |        |
|------------------------|-----------|---------------|-----|---|-------------------|-------|-------|--------|
|                        | N         | Aftermath Cut |     |   | 1-10%             | N. Y. | Pa.   | Md.    |
| Pre-joint              | High      | High          | 9.8 | Excellent stands and treatment differences not apparent | 7.3a <sup>1</sup> | 5.3b  | 9.7a  | 9.0abc |
|                        | High      | Low           | 9.6 |   | 7.0ab             | 8.0ab | 10.0a | 9.0abc |
|                        | Low       | High          | 9.8 |   | 6.3ab             | 6.3ab | 9.7a  | 8.8abc |
|                        | Low       | Low           | 9.8 |   | 7.0ab             | 7.7ab | 10.0a | 8.6abc |
| Early head             | High      | High          | 9.9 |   | 7.3a              | 6.7ab | 8.3b  | 8.9abc |
|                        | High      | Low           | 9.9 |   | 6.7ab             | 8.7a  | 9.0ab | 8.6abc |
|                        | Low       | High          | 9.7 |   | 7.0ab             | 8.0ab | 9.7a  | 8.9abc |
|                        | Low       | Low           | 9.3 |   | 6.7ab             | 8.0ab | 9.7a  | 9.3a   |
| Early bloom            | High      | High          | 9.5 |   | 6.3ab             | 7.0ab | 9.3ab | 8.8abc |
|                        | High      | Low           | 9.7 |   | 6.0b              | 7.0ab | 9.3ab | 8.3c   |
|                        | Low       | High          | 9.5 |   | 7.0ab             | 5.3ab | 10.0a | 8.8abc |
|                        | Low       | Low           | 9.8 |   | 6.7ab             | 7.7ab | 9.7a  | 9.1ab  |
| Past bloom             | High      | High          | 9.0 |   | 6.7ab             | 7.3ab | 9.0ab | 8.7abc |
|                        | High      | Low           | 9.5 |   | 7.0ab             | 7.3ab | 9.7a  | 8.4bc  |
|                        | Low       | High          | 9.7 |   | 7.0ab             | 6.3ab | 9.7a  | 8.8abc |
|                        | Low       | Low           | 9.6 |   | 7.0ab             | 7.3ab | 9.7a  | 8.6abc |
| Averages:              |           |               |     |   |                   |       |       |        |
|                        |           |               | 9.8 |   | 6.9r              | 6.8rs | 9.8r  | 8.9r   |
|                        |           |               | 9.7 |   | 6.9r              | 7.8r  | 9.2s  | 8.9r   |
|                        |           |               | 9.6 |   | 6.5r              | 6.7s  | 9.6rs | 8.8r   |
|                        |           |               | 9.4 |   | 6.9r              | 7.1rs | 9.3rs | 8.6r   |
|                        | High      |               | 9.6 |   | 6.9w              | 6.5x  | 9.2x  | 8.7w   |
|                        | Low       |               | 9.6 |   | 6.8w              | 7.7w  | 9.8w  | 8.9w   |
|                        |           | High          | 9.6 |   | 6.9y              | 7.2y  | 9.4z  | 8.8y   |
|                        |           | Low           | 9.6 |   | 6.8y              | 7.1y  | 9.5y  | 8.7y   |
| C. V. %                |           |               |     |   | 3.9               | 13.5  | 5.9   | 3.9    |

<sup>1</sup>Values having the same letter are from the same statistical population at the 5 per cent level of significance. Comparisons may be made within each column.

the region by stage of growth at first harvest (Tables 12-14). At Maryland stands at the end of three years were thinner when harvests were made for the first time each year at the pre-joint stage of maturity in conjunction with high rates of nitrogen, whereas at New York and Pennsylvania stands were thinned with the high rate of nitrogen regardless of time of first harvest. At West Virginia (data not presented), stands persisted well, irrespective of time of first harvest. Stands of Pennlate thinned under high nitrogen

fertilization, and cutting height had little influence on stand density (Tables 12-14).

The effect of imposing cutting and fertilization treatments on S 37 orchardgrass stands at Connecticut for one year was negligible. Stands previously cut at early head or past bloom and fertilized at the high rate of nitrogen deteriorated appreciably, however, following another harvest season. Winter-killing during the winter of 1962-63 was so severe that stand estimates were deemed meaningless in the spring of 1963.

## Nutritive Evaluation

*In vivo* evaluations of Potomac orchardgrass forage were undertaken in cooperation with

NE-24 representatives at Maryland and West Virginia. Figure 2 illustrates the drastic altera-

TABLE 10  
Stand Ratings of Potomac Orchardgrass in the Spring of the Third Harvest Year (1962)

| Stage at First Harvest | Treatment |           |      | Stand Rating        |         |           |              |        |
|------------------------|-----------|-----------|------|---------------------|---------|-----------|--------------|--------|
|                        | N         | Aftermath | Cut  | Conn.               | 1 = 10% | 10 = 100% | ground cover |        |
|                        |           |           |      | R. I.               | N. Y.   | Pa.       | Md.          | W. Va. |
| Pre-joint              | High      | High      | 8.2  | 7.7cd <sup>1</sup>  | 3.3c    | 7.3b      | 8.8de        | 7.6ab  |
|                        | High      | Low       | 8.5  | 7.0de               | 3.0c    | 6.3c      | 9.2bcd       | 6.3c   |
|                        | Low       | High      | 9.8  | 9.7a                | 4.3abc  | 8.3a      | 10.0a        | 8.6a   |
|                        | Low       | Low       | 9.6  | 9.7a                | 5.0ab   | 9.0a      | 10.0a        | 7.9a   |
| Early head             | High      | High      | 10.0 | 5.0bcd              | 3.3c    | 7.3b      | 7.8g         | 7.8a   |
|                        | High      | Low       | 9.3  | 7.0de               | 3.0c    | 7.0bc     | 8.5ef        | 5.6c   |
|                        | Low       | High      | 10.0 | 9.3ab               | 5.0ab   | 8.7a      | 9.7ab        | 8.2a   |
|                        | Low       | Low       | 10.0 | 9.3ab               | 5.0ab   | 9.0a      | 9.5abc       | 7.6ab  |
| Early bloom            | High      | High      | 8.0  | 7.7cd               | 4.3abc  | 7.3b      | 9.0cde       | 7.6ab  |
|                        | High      | Low       | 9.1  | 7.7cd               | 3.3c    | 7.0bc     | 9.2bcd       | 6.6bc  |
|                        | Low       | High      | 10.0 | 9.7a                | 5.0ab   | 9.0a      | 10.0a        | 8.4a   |
|                        | Low       | Low       | 10.0 | 9.0abc              | 5.0ab   | 8.7a      | 10.0a        | 8.3a   |
| Past bloom             | High      | High      | 9.8  | 5.0f                | 3.7bc   | 8.7bc     | 8.2f         | 7.7ab  |
|                        | High      | Low       | 9.8  | 6.0ef               | 3.7bc   | 7.0bc     | 8.5ef        | 7.6ab  |
|                        | Low       | High      | 9.7  | 8.3a-d <sup>2</sup> | 5.3a    | 9.0a      | 9.5abc       | 8.1a   |
|                        | Low       | Low       | 10.0 | 8.3a-d              | 5.3a    | 9.0a      | 9.7ab        | 8.2a   |
| Averages:              |           |           |      |                     |         |           |              |        |
|                        | PJ        |           | 9.0  | 8.5r                | 3.9r    | 7.8r      | 9.5r         | 7.6rs  |
|                        | EH        |           | 9.8  | 8.4r                | 4.1r    | 8.0r      | 8.9s         | 7.3s   |
|                        | EB        |           | 9.3  | 8.5r                | 4.4r    | 8.0r      | 9.5r         | 7.7rs  |
|                        | PB        |           | 9.8  | 6.9s                | 4.5r    | 7.9r      | 9.0s         | 7.9r   |
|                        | High      |           | 9.1  | 7.0x                | 3.3x    | 7.0x      | 8.6x         | 7.1x   |
|                        | Low       |           | 9.9  | 9.2w                | 4.8w    | 8.8w      | 9.8w         | 8.2w   |
|                        |           | High      | 9.4  | 8.2y                | 4.1y    | 8.0y      | 9.1y         | 8.0y   |
|                        |           | Low       | 9.5  | 8.0y                | 4.1y    | 7.9y      | 9.3y         | 7.3z   |
| C. V. %                |           |           |      |                     | 8.3     | 5.2       | 3.5          | 7.8    |

Values having the same letter are from the same statistical population at the 5 per cent level of significance. Comparisons may be made within each column.

<sup>1</sup>(a-d) indicates the inclusion of a, b, c, d

TABLE 11

Stand Ratings of Potomac Orchardgrass in the Spring of the Residual Harvest Year (1963)

| Stage at First Harvest | Treatment |               | Conn. | R. I.   | Stand Rating        |                      |        |        |     |
|------------------------|-----------|---------------|-------|---------|---------------------|----------------------|--------|--------|-----|
|                        | N         | Aftermath Cut |       |         | 1=10%               | 10=100% ground cover | N. Y.  | Pa.    | Md. |
| Pre-joint              | High      | High          | 3.5   | Stand   | 1.3f <sup>1</sup>   | 4.7c                 | 8.8def | 8.3abc |     |
|                        | High      | Low           | 1.0   | winter- | 1.3f                | 5.3bc                | 9.0cde | 8.0bc  |     |
|                        | Low       | High          | 6.0   | killed  | 3.0b-e <sup>2</sup> | 5.0bcd               | 9.8ab  | 8.9ab  |     |
|                        | Low       | Low           | .5    |         | 2.7c-f              | 6.7a                 | 9.8ab  | 8.5ab  |     |
| Early head             | High      | High          | 4.0   |         | 1.3f                | 4.3d                 | 8.3f   | 8.6ab  |     |
|                        | High      | Low           | 1.0   |         | 1.3f                | 4.7cd                | 8.7ef  | 7.3cd  |     |
|                        | Low       | High          | 8.0   |         | 4.7a                | 6.0ab                | 9.8ab  | 9.2a   |     |
|                        | Low       | Low           | .5    |         | 4.3ab               | 6.0ab                | 10.0a  | 8.6ab  |     |
| Early bloom            | High      | High          | 6.0   |         | 2.3def              | 4.7cd                | 8.7ef  | 7.8bcd |     |
|                        | High      | Low           | 3.0   |         | 1.3f                | 5.0cd                | 9.0cde | 6.7d   |     |
|                        | Low       | High          | 2.5   |         | 3.3a-d              | 5.0cd                | 9.5abc | 8.6ab  |     |
|                        | Low       | Low           | 3.5   |         | 3.3a-d              | 6.0ab                | 10.0a  | 8.9ab  |     |
| Past bloom             | High      | High          | 4.5   |         | 1.3f                | 5.0cd                | 8.8def | 6.7d   |     |
|                        | High      | Low           | 3.5   |         | 1.7ef               | 4.7cd                | 9.3bcd | 7.3cd  |     |
|                        | Low       | High          | 7.5   |         | 3.7a-d              | 6.0ab                | 9.5abc | 8.9ab  |     |
|                        | Low       | Low           | 4.0   |         | 4.0abc              | 6.7a                 | 9.8ab  | 8.8ab  |     |
| Averages:              |           |               |       |         |                     |                      |        |        |     |
|                        | PJ        |               | 2.8   |         | 2.1s                | 5.4r                 | 9.4r   | 8.5r   |     |
|                        | EH        |               | 3.4   |         | 2.9r                | 5.2r                 | 9.2r   | 8.4rs  |     |
|                        | EB        |               | 3.8   |         | 2.6rs               | 5.2r                 | 9.3r   | 8.0rs  |     |
|                        | PB        |               | 4.9   |         | 2.7rs               | 5.6r                 | 9.4r   | 7.9s   |     |
|                        | High      |               | 3.3   |         | 1.5x                | 4.8x                 | 8.8x   | 7.6x   |     |
|                        | Low       |               | 4.1   |         | 3.6w                | 5.9w                 | 9.8w   | 8.8w   |     |
|                        |           | High          | 5.2   |         | 2.6y                | 4.9z                 | 9.2z   | 8.4y   |     |
|                        |           | Low           | 2.1   |         | 2.5y                | 6.0y                 | 9.4y   | 8.0z   |     |
| C. V. %                |           |               |       |         | 14.0                | 9.5                  | 3.2    | 7.0    |     |

Values having the same letter are from the same statistical population at the 5 per cent level of significance. Comparisons may be made within each column.

(b,c) indicates the inclusion of b, c, d, e

tions that occur in the nutritive value of the spring growth of Potomac orchardgrass during maturation. Differences between locations may be related to physical and chemical characteristics of the grass (hay, Md.; green forage, W. Va.) and environmental conditions during the growth of the grass. Even with some apparent differences due to method of evaluation, the inescapable conclusion is that the nutritive value of orchardgrass decreases rapidly after heading.

An *in vitro* nutritive evaluation of certain Potomac and Pennlate orchardgrass samples collected at Pennsylvania and West Virginia in the third harvest year is presented in Table 15. These

data show that the nutritive value of orchardgrass decreased rapidly following heading. On the other hand, the apparent quality of the aftermath forage was similar regardless of when the first harvest was taken. Differences due to locations were surprisingly small for either variety but one notable difference was that the digestibility of the dry matter for the early growth stages of Potomac was considerably higher at West Virginia than it was at Pennsylvania whereas the reverse was true at the past bloom growth stage. Another difference was that the digestibility of both dry matter and protein for the second cutting of the pre-joint treatment of Potomac was considerably higher at West Vir

TABLE 12

Stand Ratings of Late Maturing Orchardgrass Varieties in the Spring of the Second Harvest Year (1961)

| Treatment              |      |               | Stand Rating                     |       |          |        |  |
|------------------------|------|---------------|----------------------------------|-------|----------|--------|--|
|                        |      |               | 1 = 10 % 10 = 100 % ground cover |       |          |        |  |
| Stage at First Harvest | N    | Aftermath Cut | S 37                             |       | Pennlate |        |  |
|                        |      |               | Conn.                            | N. Y. | Pa.      | Md.    |  |
| Pre-joint              | High | High          | 9.3                              | 7.0a  | 6.7a     | 7.3bcd |  |
|                        | High | Low           | 9.2                              | 6.7a  | 7.3a     | 7.7abc |  |
|                        | Low  | High          | 8.5                              | 6.0b  | 6.3a     | 8.7ab  |  |
|                        | Low  | Low           | 8.5                              | 5.7bc | 7.7a     | 9.0a   |  |
| Early head             | High | High          | 9.6                              | 5.7bc | 5.7a     | 8.7ab  |  |
|                        | High | Low           | 9.5                              | 6.0b  | 8.0a     | 8.3ab  |  |
|                        | Low  | High          | 8.0                              | 5.7bc | 6.0a     | 8.7ab  |  |
|                        | Low  | Low           | 9.5                              | 5.3c  | 5.3a     | 8.3ab  |  |
| Early bloom            | High | High          | 9.8                              | 5.7bc | 5.7a     | 6.3d   |  |
|                        | High | Low           | 9.0                              | 6.0b  | 7.0a     | 7.3bcd |  |
|                        | Low  | High          | 9.0                              | 5.3c  | 5.3a     | 8.3ab  |  |
|                        | Low  | Low           | 9.0                              | 5.7bc | 6.0a     | 8.7ab  |  |
| Past Bloom             | High | High          | 9.8                              | 6.0b  | 5.0a     | 6.3d   |  |
|                        | High | Low           | 9.8                              | 6.0b  | 6.7a     | 6.7cd  |  |
|                        | Low  | High          | 9.3                              | 5.7bc | 6.3a     | 8.7ab  |  |
|                        | Low  | Low           | 9.5                              | 5.3c  | 6.7a     | 9.0a   |  |
| Averages:              |      |               |                                  |       |          |        |  |
| PJ                     |      |               | 8.9                              | 6.3r  | 7.0r     | 8.2rs  |  |
| EH                     |      |               | 9.2                              | 5.7s  | 6.2r     | 8.5r   |  |
| EB                     |      |               | 9.2                              | 5.7s  | 6.0r     | 7.7s   |  |
| PB                     |      |               | 9.6                              | 5.8s  | 5.9r     | 7.7s   |  |
| High                   |      |               | 9.5                              | 6.2w  | 5.8x     | 7.3x   |  |
| Low                    |      |               | 8.9                              | 5.6x  | 6.8w     | 8.7w   |  |
| High                   |      |               | 9.2                              | 5.9y  | 6.5y     | 7.9z   |  |
| Low                    |      |               | 9.2                              | 5.8y  | 6.8y     | 8.1y   |  |
| C. V. %                |      |               |                                  | 3.1   | 16.8     | 10.2   |  |

Values having the same letter are from the same statistical population at the 5 per cent level of significance. Comparisons may be made within each column.

ginia than at Pennsylvania. With Pennlate at the early head stage, digestible dry matter and digestible protein percentages were higher at West Virginia than at Pennsylvania.

The digestible dry matter and digestible protein contents of the first crop for the two varieties were more closely associated with stage of growth than date of harvest.

## DISCUSSION

It was expected from the beginning of these studies that orchardgrass would perform well. Orchardgrass is so well adapted to the conditions of the Northeast, particularly the southern part

of the region, that it invades alfalfa stands.

These investigations clearly show that orchardgrass has characteristics which make it an excellent perennial forage grass. Yields



Table 13

Stand Ratings of Late Maturing Orchardgrass Varieties in the Spring of the Third Harvest Year (1962)

| Treatment              |      |               | Stand Rating                     |                     |      |       |      |
|------------------------|------|---------------|----------------------------------|---------------------|------|-------|------|
|                        |      |               | 1 = 10 % 10 = 100 % ground cover |                     |      |       |      |
| Stage at First Harvest | N    | Aftermath Cut | S 37                             | Pennlate            |      |       |      |
|                        |      |               | Comm.                            | N. Y.               | Pa.  | Md.   |      |
| Pre-joint              | High | High          | 7.1                              | 2.3de <sup>1</sup>  | 6.0b | 7.7cd |      |
|                        | High | Low           | 9.2                              | 1.3a                | 6.0b | 8.3bc |      |
|                        | Low  | High          | 9.5                              | 3.3a-d <sup>2</sup> | 9.0a | 8.8ab |      |
|                        | Low  | Low           | 9.5                              | 3.3a-d              | 8.3a | 9.3a  |      |
| Early head             | High | High          | 0.6                              | 3.3a-d              | 6.7b | 8.8ab |      |
|                        | High | Low           | 0.5                              | 3.0bcd              | 6.0b | 8.8ab |      |
|                        | Low  | High          | 8.0                              | 4.0ab               | 9.0a | 9.3a  |      |
|                        | Low  | Low           | 7.4                              | 4.0ab               | 8.3a | 9.3a  |      |
| Early bloom            | High | High          | 6.8                              | 2.7cd               | 6.3b | 7.5d  |      |
|                        | High | Low           | 8.8                              | 2.7cd               | 7.0b | 8.5ab |      |
|                        | Low  | High          | 9.2                              | 3.7abc              | 8.7a | 9.3a  |      |
|                        | Low  | Low           | 9.6                              | 4.0ab               | 9.0a | 9.3a  |      |
| Past bloom             | High | High          | 0.3                              | 3.0bcd              | 6.3b | 7.2d  |      |
|                        | High | Low           | 0.3                              | 3.3a-d              | 6.7b | 7.7cd |      |
|                        | Low  | High          | 7.1                              | 4.3a                | 9.0a | 9.0ab |      |
|                        | Low  | Low           | 8.7                              | 4.0ab               | 8.7a | 9.3a  |      |
| Averages:              |      |               |                                  |                     |      |       |      |
| PJ                     |      |               | 8.8                              | 2.6s                | 7.3r | 8.5st |      |
| EH                     |      |               | 4.1                              | 3.6r                | 7.5r | 9.1r  |      |
| EB                     |      |               | 8.6                              | 3.3r                | 7.8r | 8.7s  |      |
| PB                     |      |               | 4.1                              | 3.7r                | 7.7r | 8.3t  |      |
|                        |      |               | High                             | 4.2                 | 2.6x | 6.4x  | 8.1x |
|                        |      |               | Low                              | 8.6                 | 3.7w | 8.8w  | 9.2w |
|                        |      |               | High                             | 6.1                 | 3.2y | 7.6y  | 8.4z |
|                        |      |               | Low                              | 6.8                 | 3.1y | 7.5y  | 8.8y |
| C. V. %                |      |               |                                  | 9.1                 | 8.1  | 4.5   |      |

Values having the same letter are from the same statistical population at the 5 per cent level of significance. Comparisons may be made within each column.

<sup>1</sup>(a,d) indicates the inclusion of a, b, c, d

exceeded 5 tons of dry matter per acre at six locations when moisture was ample and cool temperatures prevailed. In several instances yields equivalent to 7 tons of hay were obtained. In addition, aftermath production in excess of 3 tons of dry matter per acre were produced at all locations. This is important because aftermath crops are usually produced during good hay-making weather and when permanent pastures in the Northeast are least productive. High rates of nitrogen fertilizer were essential for the high level of aftermath production. Except under extreme drought, orchardgrass aftermath production was well distributed throughout the summer. Dry matter production decreased approximately 35 per cent the third harvest season compared

with the previous season. In view of the severity of the drought which occurred, this is not a large yield reduction. Soil moisture content at a 4-inch depth was monitored during the entire growing season with gypsum blocks at New York and West Virginia. From June to September available soil moisture never exceeded 30 per cent at either location.

The stands of orchardgrass were usually affected less by the cutting treatments imposed than were stands of reed canarygrass, smooth brome grass, or timothy treated in a similar manner. In certain instances the interaction of treatment effects appeared to be of considerable importance. For example, in the third harvest season at West Virginia the overall average ef-

TABLE 14

Stand Ratings of Pennlate Orchardgrass in the Spring of the Residual Harvest Year (1963)

| Treatment              | Stand Rating                     |               |                    |        |       |
|------------------------|----------------------------------|---------------|--------------------|--------|-------|
|                        | 1 = 10 % 10 = 100 % ground cover |               |                    |        |       |
| Stage at First Harvest | N                                | Aftermath Cut | N. Y.              | Pa.    | Md.   |
| Pre-joint              | High                             | High          | 1.7cd <sup>1</sup> | 5.7ab  | 8.0de |
|                        | High                             | Low           | 1.7cd              | 5.0abc | 7.8e  |
|                        | Low                              | High          | 2.3abc             | 5.3abc | 9.3ab |
|                        | Low                              | Low           | 2.0bcd             | 6.3a   | 9.5a  |
| Early head             | High                             | High          | 1.3d               | 5.0abc | 8.7c  |
|                        | High                             | Low           | 1.3d               | 4.7bc  | 8.8bc |
|                        | Low                              | High          | 2.3abc             | 5.7ab  | 9.3ab |
|                        | Low                              | Low           | 2.7ab              | 5.7ab  | 9.5a  |
| Early bloom            | High                             | High          | 1.7cd              | 5.2abc | 8.8bc |
|                        | High                             | Low           | 1.3d               | 5.0abc | 8.8bc |
|                        | Low                              | High          | 2.7ab              | 5.7ab  | 9.5a  |
|                        | Low                              | Low           | 3.0a               | 5.3abc | 9.7a  |
| Past bloom             | High                             | High          | 1.3d               | 4.3bc  | 8.5cd |
|                        | High                             | Low           | 1.3d               | 4.0c   | 8.5cd |
|                        | Low                              | High          | 2.0bcd             | 5.3abc | 9.7a  |
|                        | Low                              | Low           | 2.0bcd             | 5.3abc | 9.5a  |
| Averages:              |                                  |               |                    |        |       |
| PJ                     |                                  |               | 1.9rs              | 5.6r   | 8.7s  |
| EH                     |                                  |               | 1.9rs              | 5.7r   | 9.1r  |
| EB                     |                                  |               | 2.2r               | 5.2rs  | 9.2r  |
| PB                     |                                  |               | 1.7s               | 4.8s   | 9.0r  |
|                        | High                             |               | 1.5x               | 4.8x   | 8.5x  |
|                        | Low                              |               | 2.4w               | 5.6w   | 9.5w  |
|                        |                                  | High          | 1.9y               | 5.2y   | 9.0y  |
|                        |                                  | Low           | 1.9y               | 5.2y   | 9.0y  |
| C. V. %                |                                  |               | 10.1               | 13.6   | 3.3   |

<sup>1</sup>Values having the same letter are from the same statistical population at the 5 per cent level of significance. Comparisons may be made within each column.

fect of the cutting height treatment was only one-third of that observed for this particular treatment in combination with harvesting at early head and using the high rate of nitrogen fertilizer.

Severity of the aftermath cutting management of orchardgrass was increased the second and third harvest years to increase stress in order that persistence might adequately be assessed. Since orchardgrass stores reserves at the base of each tiller (65, 78, 79), cutting close to the soil surface removes a portion of these reserves. Nevertheless, even this intensified management was not extremely harmful to orchardgrass stands. This may be related to frequency of harvest, in this case only once per month.

Extra plots at New York and Rhode Island were cut first each spring after jointing was

initiated. It was theorized that cutting at the early jointing stage would necessitate regeneration of both stem and leaf tissues after a brief period of photosynthesis and would deplete food reserves more than cutting at either the pre-joint or early head stage of growth. Little evidence of injury, however, could be traced to this treatment. Tolerance to treatments such as these permits much flexibility in utilization of orchardgrass forage.

It is clear that in order to obtain the advantage of a later harvest date for the spring crop by utilizing late-maturing varieties, some yield reduction can be expected. More importantly in these studies, the yield reduction of aftermath was particularly large. It would be most advantageous, perhaps, for farmers to grow more than one variety to distribute harvest dates.

TABLE 15  
Digestibility of Potomac and Pennlate Forage\*

| Stage at First Harvest | Harvest Schedule | Digestible (In Vitro) Constituents |          |         |                     |          |                      |         |          |                     |          |
|------------------------|------------------|------------------------------------|----------|---------|---------------------|----------|----------------------|---------|----------|---------------------|----------|
|                        |                  | Pennsylvania (1962)                |          |         |                     |          | West Virginia (1962) |         |          |                     |          |
|                        |                  | Per Cent Protein                   | Pennlate | Potomac | Per Cent Dry Matter | Pennlate | Per Cent Protein     | Potomac | Pennlate | Per Cent Dry Matter | Pennlate |
| Pre-joint              | 1st Harvest      | 24.7                               | 22.8     | 77.2    | 82.1                | 23.7     | 27.7                 | 85.0    | 83.9     |                     |          |
|                        | 2nd Harvest      | 18.7                               | 15.9     | 65.7    | 72.0                | 24.3     | 19.2                 | 75.9    | 70.1     |                     |          |
| Early head             | 1st Harvest      | 18.3                               | 12.1     | 63.9    | 66.0                | 19.4     | 19.0                 | 79.4    | 75.9     |                     |          |
|                        | 2nd Harvest      | 18.4                               | 17.3     | 71.5    | 72.1                | 16.5     | 16.6                 | 68.1    | 72.8     |                     |          |
| Early bloom            | 1st Harvest      | 12.3                               | 10.2     | 60.5    | 63.0                | 9.1      | 10.8                 | 62.9    | 62.9     |                     |          |
|                        | 2nd Harvest      | 18.2                               | 18.6     | 70.5    | 70.9                | 19.3     | 17.1                 | 75.8    | 69.5     |                     |          |
| Past bloom             | 1st Harvest      | 11.0                               | 8.1      | 55.5    | 57.4                | 6.7      | 7.4                  | 47.6    | 58.9     |                     |          |
|                        | 2nd Harvest      | 18.6                               | 19.6     | 72.6    | 76.1                | 18.1     | 16.1                 | 65.6    | 64.1     |                     |          |

\*Nitrogen was applied at 75 pounds N per acre after each harvest.

† Specific dates are in Appendix Table 1.

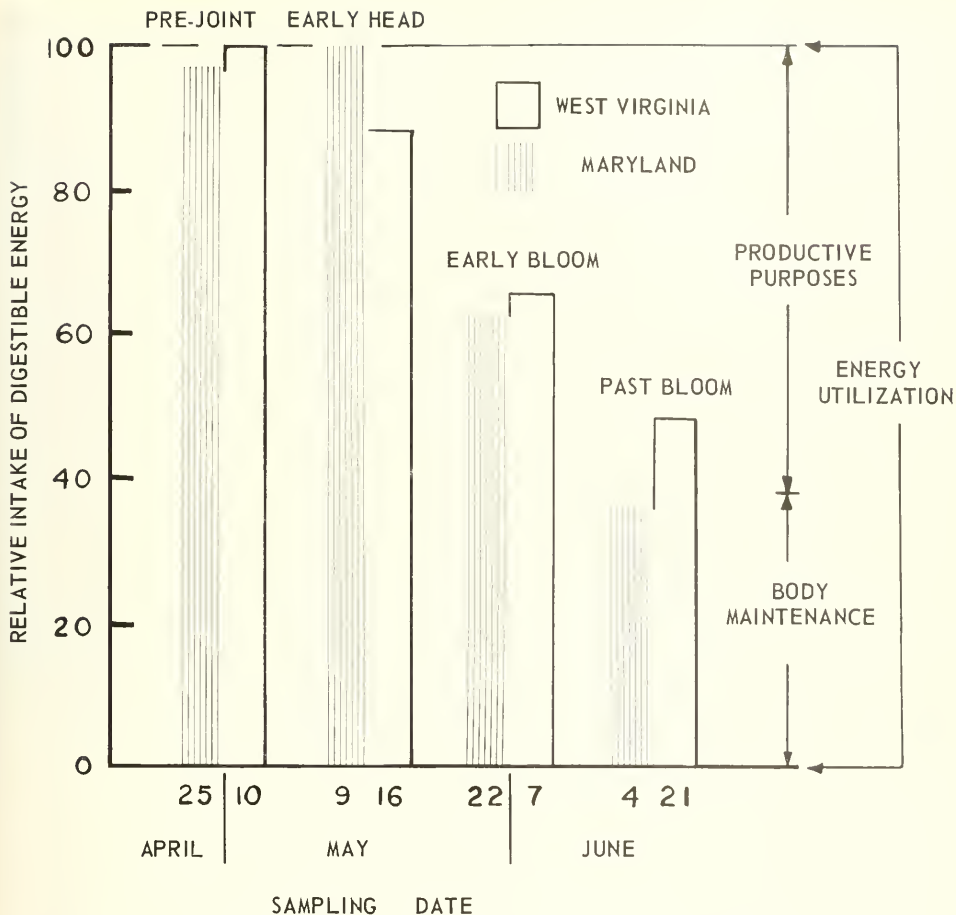


Figure 2. Nutritive value of Potomac orchardgrass cut at four growth stages and fed to sheep at Maryland and West Virginia in 1961. Data obtained from cooperative efforts with Regional Technical Committee NF 21 (The Nutritive Evaluation of Forages) conducted by R. W. Hemken, Maryland Agricultural Experiment Station, and R. L. Reid, West Virginia Agricultural Experiment Station.

Agronomists have recognized for some time that orchardgrass is not as winter hardy as grasses such as bromegrass or timothy. Results at Connecticut, Rhode Island, and New York bear out this belief and show further that the variety S 37 is not as winter hardy as Potomac or Pennlate. It was not clear why stands of Potomac died at Rhode Island. Stands were severely injured at New York by ice sheets and by heaving. Plants heaved upward 1 to 2½ inches with reference to a benchmark anchored below the frost line, and then subsided to within a half-inch of

the original position. Studies by Howell and Jung (32) showed that Potomac orchardgrass cut each spring at early bloom was generally more cold resistant than grass cut regularly at earlier growth stages. No such trend in stand persistence, however, occurred at any location.

The characteristic bunch-type growth usually associated with older orchardgrass stands was prevalent on plots fertilized at the high rate of nitrogen in conjunction with the low cutting height of aftermath. Only moderate clumping was noted on plots fertilized at the high rate of



Figure 3. Variation in clumpiness of Potomac orchardgrass at West Virginia in the spring of 1962. The stand of left was fertilized at the high rate of nitrogen, and aftermath was cut to a 11.5-inch stubble. The stand at right was fertilized at the low rate of nitrogen, and aftermath was cut to a 31.5-inch stubble. Both stands were cut each spring at the early heading stage of growth.

nitrogen in conjunction with the high cutting height and still less clumping on plots fertilized at the low rate on nitrogen with either cutting height. It appears plausible to explain variation in clumpiness (Figure 3) on the relative amounts of competition among tillers and among plants. Nitrogen increases the vigor of orchardgrass tillers and thereby increases competition among tillers. Cutting close to the soil surface places stress on the tillers because no photosynthetic surface remains after cutting and a portion of the food reserves are removed. Therefore, tillers or plants which are least vigorous are further weakened or killed by the competition and crowded out by the more vigorous units. Clumpiness associated with high rates of nitrogen is not, however, limited to orchardgrass. Most perennial grasses grow in this manner at high rates of nitrogen.

The vigor of orchardgrass tillers grown at relatively high rates of fertility is best illustrated by the small amount of weed encroachment observed over the four-year period. Competition apparently was so severe that weeds were seldom a problem. According to Henderlong *et al.* (28) this competitive characteristic of orchardgrass is greatest when both nitrogen and potassium are present in large quantities.

Basal bud development did not seem to be suppressed by the presence and growth of the main tiller. Thus, tillers at widely different stages of development were present at any one time.

Because the aftermath of orchardgrass does not joint, lodging was a problem, particularly on the high nitrogen plots when they were allowed to grow for more than four weeks. Lodging of the spring growth did not occur as early or as extensively as on bromegrass.

It has been generally recognized that nitrogen fertilization reduces carbohydrate reserves in orchardgrass. This has led to the general belief that the capacity of orchardgrass to recover following a harvest is greatly reduced at high rates of nitrogen. Davidson and Milthorpe (13) pointed out, however, that carbohydrate reserves make up only a portion of the reserves utilized for regrowth. They concluded, further, that other reserves must be regarded as being quantitatively of equal significance in regrowth. Moreover, nitrogen fertilization did not greatly reduce reserves (9 per cent) as measured by etiolated regrowth in these studies. Therefore, the importance of carbohydrate reserve reduction at high rates of nitrogen should not be overemphasized.

The practice of expressing etiolated growth per tiller as a measure of reserves is not unequivocal. This method of expressing the reserve status does not account for variation in tiller number or development at the time the method is employed. The significance of this can be illustrated with the West Virginia data. Differences among treatments were usually larger when the etiolated growth was expressed on a unit area basis rather than on a tiller basis, although trends of the reserves of orchardgrass plants were similar with regard to treatment effects. For example, reserves were decreased 36 per cent on a tiller basis and 54 per cent on a unit area basis by delaying first harvest from pre-joint to past bloom.

Average trends indicated that high levels of food reserves remained in the stubble following

cutting when orchardgrass was in the early vegetative stage, whereas in the past-bloom stage of growth food reserve levels were low. Food reserve levels remaining after a harvest at the early head stage of growth were variable (high in 1960 and 1962, low in 1961). The difference in response for stage of growth treatments or the early heading treatment among years might be explained on an energy basis. Considering both first harvest yields and recovery growth in the dark as units of energy expended by plants, one might expect that first harvest yields and recovery potential values would be negatively correlated. This hypothesis was substantiated by a highly significant negative correlation ( $-0.70$ ) between first harvest yields and recovery potential for the three-year period at West Virginia.

The nutritive value of orchardgrass forage is considered by many farmers to be poor. This belief is undoubtedly related to two facts. Orchardgrass, like most other perennial forage grasses, declines in nutritive value as the first crop each spring passes from a vegetative growth stage to the seed stage of growth. Orchardgrass cut after early bloom provides little more than maintenance energy to livestock. In addition, orchardgrass is an early maturing species (new varieties are exceptions) which is difficult to harvest at an early growth stage because of inclement weather. By comparison, therefore, farmers would be cutting orchardgrass at a later growth stage than those of smooth brome grass or timothy on a particular date.


## LITERATURE CITED

1. Auda, H., Blaser, R. E. and Brown, R. H. Tillering and carbohydrate contents of orchardgrass as influenced by environmental factors. *Crop Sci.* 6:139-143, 1966.
2. Austenson, H. H. Influence of time of harvest on yield of dry matter and predicted digestibility of four forage grasses. *Agron. J.* 55:149-153, 1963.
3. Baker, H. K. and Garwood, E. A. Studies on the root development of herbage plants. *J. Brit. Grassland Soc.* 11: 91-105, 1959.
4. Baker, H. K., Chard, J. R. A., and Jenkins, D. G. The production of early spring grasses. *J. Brit. Grassland Soc.* 16:146-152, 1961.
5. Bland, B. F. and Dent, J. W. Animal preference in relation to chemical composition and digestibility with varieties of cocksfoot. *J. Brit. Grassland Soc.* 17:157, 1962.
6. Blaser, R. E. Symposium on forage utilization: Effects of fertility levels and stage of maturity on forage nutritive value. *J. An. Sci.* 23:246, 1961.
7. Blaser, R. E., Hammes, R. C. Jr., Bryant, H. T., Kincaid, G. M., Skrdla, W. H., Taylor, J. H., and Griffith, W. J. The value of forage species and mixtures for fattening steers. *Agron. J.* 48:508-513, 1956.
8. Brown, B. A. and Munsell, R. I. Ladino clover experiments 1930-1940. Connecticut (Storrs) Agr. Exp. Sta. Bull. 235, 1944.
9. Brown, F. Marion. Some effects of temperature on the growth and chemical composition of certain pasture grasses. Missouri Agr. Exp. Sta. Res. Bull. 299, 1939.
10. Colby, W. G., Drake, M., Field, D. T., and Knowlton, J. Seasonal pattern of fructosan in orchardgrass stubble.

- influenced by nitrogen and harvest management. *Agron. J.* 57:169-173, 1965.
11. Crawford, R. F., Kennedy, W. K., and Johnson, W. C. Some factors that affect nitrate accumulation in forages. *Agron. J.* 53:159-162, 1961.
  12. Crowder, L. A. Seeds by kinds and varieties shipped by wholesalers to wholesalers and retailers in the 12 northeastern states. Cornell Univ. PB 6140, 1961.
  13. Davidson, J. L., and Millhopper, F. L. Carbohydrate reserves in the regrowth of cocksfoot (*Dactylis glomerata* L.). *J. Brit. Grassland Soc.* 20:15-18, 1965.
  14. Decker, A. M. Midland bermudagrass, a new forage grass for Maryland. *Maryland Agr. Expt. Sta. Bull.* 465, 1959.
  15. Dethier, B. E., and Vitum, M. T. The climate of the north east; Growing degree days. New York State Agr. Exp. Sta., Geneva, N. Y. Bull. 801, 1963.
  16. Dotzenko, A. D. Effect of different nitrogen levels on the yield, total nitrogen content, and nitrogen recovery of six grasses grown under irrigation. *Agron. J.* 53:131-133, 1961.
  17. Dotzenko, A. D., and Henderson, K. E. Performance of five orchardgrass varieties under different nitrogen treatments. *Agron. J.* 56:152-155, 1964.
  18. Drake, Mack, Golby, W. G., and Bredakis, E. Yield of orchardgrass as influenced by rates of nitrogen and harvest management. *Agron. J.* 55:361-362, 1963.
  19. Duell, Robert W. Utilization of fertilizer by six pasture grasses. *Agron. J.* 52:277-279, 1960.
  20. Ely, R. L., Kane, E. A., Jacobson, W. C., and Moore, T. A. A study of the crude fiber and nitrogen-free extract fractions of orchardgrass hay and the digestibility of some of the constituents by milking cows. *J. Dairy Sci.* 36:334-345, 1953.
  21. Evans, J. L., Ariovo Aguilar, J., Taylor, M. W., and Ramage, C. H. Date of harvest of New Jersey forages as related to the nutrition of ruminant animals. New Jersey Agr. Exp. Sta. Bull. 814, 1965.
  22. Gordon, C. H., Decker, A. M., and Wiseman, H. G. Some effects of nitrogen fertilizer, maturity, and light on the composition of orchardgrass. *Agron. J.* 54:376-378, 1962.
  23. Griffith, W. K., Teel, M. R., and Parker, H. E. Influence of nitrogen and potassium on the yield and chemical composition of orchardgrass. *Agron. J.* 56:173-175, 1964.
  24. Haenlein, G. F. W., Richards, C. R., Salisbury, R. J., Yon, Y. M., and Mitchell, W. H. Relationship of date of cut to the nutritive value of three varieties of orchardgrass hays. Delaware Agr. Exp. Sta. Bull. 359, 1966.
  25. Hanson, A. V. Grass varieties in the United States. U.S.D.A., ARS Agr. Handbook 170, 1965.
  26. Harrington, J. D., and Washko, J. B. Forage and protein production of several pasture grasses as influenced by nitrogen fertilization. Pennsylvania Agr. Exp. Sta. Prog. Rept. 117, 1959.
  27. Harrison, C. M., and Hodgson, C. W. Responses of certain perennial grasses to cutting treatments. *J. Am. Soc. Agron.* 31:118-130, 1939.
  28. Henderlong, P. R., Blaser, R. E., and Worley, R. F. Growth and botanical composition of orchardgrass, tall fescue and bluegrass as affected by potassium and nitrogen fertilization. *Agronomy Abst.* p. 35, 1965.
  29. Hileman, Leslie H. A two year report on orchardgrass fertilization. Arkansas Farm Research VII, No. 5, p. 11, Sept. 1958.
  30. Holmes, W., and MacFusky, D. S. The intensive production of herbage for crop-drying. Part VI. A study of the effect of intensive nitrogen fertilizer treatment on species and strains of grass, grown alone and with white clover. *J. Agr. Sci.* 46:267-286, 1955.
  31. Hoover, Max M., Hein, M. A., Dayton, William A., and Erlanson, C. O. The main grasses for farm and home. U.S.D.A. Yearbook of Agriculture, p. 664-666, 1918.
  32. Howell, John H., and Jung, G. A. Cold resistance of Pottomac orchardgrass as related to cutting management, nitrogen fertilization, and mineral levels in the plant sap. *Agron. J.* 57:525-529, 1965.
  33. Jantti, A., and Heinonen, R. Effect of defoliation and soil moisture on grassland regrowth. *J. Brit. Grassland Soc.* 12:56-61, 1957.
  34. Johnston, Margaret J., and Waite, R. Studies in the lignification of grasses. I. Perennial ryegrass (S24) and cocksfoot (S37). *J. Agr. Sci.* 64:211-219, 1965.
  35. Jones, D. I. H., ap Griffith, G., and Walters, R. J. K. The effect of nitrogen fertilization on the water-soluble carbohydrate content of grasses. *J. Agr. Sci.* 64:323-328, 1965.
  36. Jung, G. A., Lilly, B. Shih, S. C., and Reid, R. L. Studies with sudangrass. I. Effect of growth stage and level of nitrogen fertilizer upon yield of dry matter; estimated digestibility of energy, dry matter and protein; amino acid composition; and prussic acid potential. *Agron. J.* 56:533-537, 1964.
  37. Kennedy, W. K. Nitrogen fertilization of meadows and pastures. Cornell Univ. (N. Y.) Agr. Exp. Sta. Bull. 935, 1958.
  38. Kernick, M. D. The recovery of fertilizer nitrogen from various depths below swards. *J. Brit. Grassland Soc.* 15:34-40, 1960.
  39. Klapp, E. Principles governing the value of herbage plants for hay and pasture use. Proc. Fourth Intern. Grassland Congress, 108-115, 1937 (*Herbage Rev.* 6:57-63, 1937).
  40. Kresge, C. B., and Younis, S. E. Response of orchardgrass to potassium and nitrogen fertilization on a wickham silt loam. *Agron. J.* 55:161-164, 1963.
  41. Lewis, Rulon D., and Lang, Robert L. Effect of nitrogen on yield of forage of eight grasses grown in high altitude meadows of Wyoming. *Agron. J.* 49:332-335, 1957.
  42. Lutz, J. A., Jr., Obenshain, S. S., and Lillard, J. H. The influence of fertilization and irrigation on the quantity and quality of pasture herbage. Virginia Agr. Exp. Sta. Bull. 513, 1962.
  43. MacLeod, I. B. Effect of nitrogen and potassium fertilization on the yield, regrowth and carbohydrate content of the storage organs of alfalfa and grasses. *Agron. J.* 57:345-350, 1965.
  44. Marriott, J. E. Nitrogen fertilization of perennial grasses. Pennsylvania Agr. Exp. Sta. Bull. 688, 1961.
  45. Minson, D. J., Raymond, W. F., and Harris, C. E. Studies in the digestibility of herbage. VIII. The digestibility of S-37 Cocksfoot, S-23 Ryegrass and S-24 Ryegrass. *J. Brit. Grassland Soc.* 15:171-180, 1960.
  46. Minson, D. J., Harris, C. E., Raymond, W. F., and Millott, R. The digestibility and voluntary intake of S22 and H11 ryegrass, S170 tall fescue, S18 timothy, S215 meadow fescue and germinal cocksfoot. *J. Brit. Grassland Soc.* 19:298-305, 1964.
  47. Mitchell, K. J. Growth of pasture species under controlled environments. I. Growth at various levels of constant temperature. New Zealand J. Sci. Technol. A38:203-216, 1956.
  48. Mitchell, W. H. Influence of nitrogen and irrigation on the

- root and top growth of forage crops. Delaware Agr. Exp. Sta. Tech. Bull. 341. 1962.
49. Mitchell, W. H. Influence of cutting heights, irrigation and nitrogen on the growth and persistence of orchardgrass. Delaware Agr. Exp. Sta. Bull. 364. 1967.
  50. Mowat, D. N., Fulkerson, R. S., Tossell, W. E. and Winch, J. E. The *in vitro* digestibility and protein content of leaf and stem portions of forages. Can. J. Plant Sci. 45:321-331. 1965.
  51. Northeast Regional Publication, Orchardgrass breeding in the Northeast. I. A regional approach to the evaluation of clones, polycross progenies, and experimental synthetics. Cornell Univ. (N. Y.) Agr. Exp. Sta. Bull. 955. 1960.
  52. Northeast Regional Publication 19. The evaluation of forage crops varieties and strains for use and adaptation in the Northeast. New Jersey Agr. Exp. Sta. Bull. 777. 1954.
  53. Okajima, H. and Smith, Dale. Available carbohydrate fractions in the stem bases and seed of timothy, smooth bromegrass, and several other northern grasses. Crop Sci. 1:317-320. 1964.
  54. Phillips, T. G., Sullivan, J. I., Loughlin, M. E., and Sprague, V. G. Chemical composition of some forage grasses. I. Changes with plant maturity. Agron. J. 46:361-369. 1954.
  55. Piper, C. V. Forage plants and their culture. Macmillan Co., N. Y. Rev. Ed. 1924.
  56. Poulton, B. R., MacDonald, J. G., and Vandermoot, G. W. The effect of nitrogen fertilization on the nutritive value of orchardgrass hay. J. An. Sci. 16:462-466. 1957.
  57. Pritchard, G. I., Folkins, L. P., and Pigden, W. J. The *in vitro* digestibility of whole grasses and their parts at progressive stages of maturity. Canadian J. Plant Sci. 43:79-87. 1963.
  58. Ramage, Carroll H., Eby, Claude, Mather, Robert E., and Purvis, Ernest R. Yield and chemical composition of grasses fertilized heavily with nitrogen. Agron. J. 50:59-62. 1958.
  59. Reid, R. L., Jung, G. A., and Murray, S. J. Nitrogen fertilization in relation to the palatability and nutritive value of orchardgrass. J. An. Sci. 25:636-645. 1966.
  60. Richards, C. R., Connolly, J. D., Hacnlein, G. F. W., Fleeger, J. L., and Weaver, H. G. Comparison of the digestible dry matter harvest from orchardgrass and bromegrass pastures by grazing cows. J. Dairy Sci. 44:340-345. 1961.
  61. Schmidt, D. R. and Tempas, G. H. A comparison of the performance of bromegrass, orchardgrass and timothy in northern Wisconsin. Agron. J. 52:689-691. 1960.
  62. Smith, Dale and Grotcheschen, R. D. Carbohydrates in grasses. I. Sugar and fructosan composition of the stem base of several northern-adapted grasses at seed maturity. Crop Sci. 6:263-266. 1966.
  63. Sprague, M. A., Gowett, F. R., and Adams, M. V. Cutting management of alfalfa, ladino clover, bromegrass, and orchardgrass. Crop Sci. 1:35-38. 1964.
  64. Sprague, V. G. The effects of temperature and day length on seedling emergence and early growth of several pasture species. Soil Sci. Soc. Amer. Proc. 8:287-291. 1913.
  65. Sprague, V. G. and Sullivan, J. I. Reserve carbohydrates in orchardgrass clipped periodically. Plant Physiol. 25:92-102. 1950.
  66. Sprague, V. G., Carlson, G. E., and Motter, G. A., Jr. Regrowth of grasses in darkness indicates relative energy accumulation. Agron. Abst. p. 87. 1962.
  67. Spurrier, E. C. The aftermath production of three pasture grasses following clipping to control flowering. Diss. Abs. 16:1770-1771. 1956.
  68. Stallcup, O. L., Davis, G. A., and Ward, D. A. Factors influencing the nutritive value of forages utilized by cattle. Arkansas Agr. Exp. Sta. Bull. 681. 1964.
  69. Stapledon, R. G. and Milton, W. F. J. The effect of differential cutting and manual treatments on the tillers and root development of cocksfoot. Welsh J. Agr. 6:166-174. 1930.
  70. Sullivan, J. T. The chemical composition of forages in relation to digestibility by ruminants. U. S. Dept. Agr. A.R.S. Bull. 34-62. 1964.
  71. Sullivan, J. T. and Sprague, V. G. Reserve carbohydrates in orchardgrass cut for hay. Plant Physiol. 28:304-313. 1953.
  72. Taylor, I. H. and Templeton, W. C., Jr. Some morphological and physiological aspects of the orchardgrass tiller. Agron. Abst. p. 104. 1963.
  73. Troughton, Arthur. The underground organs of herbage grasses. Commonwealth Bureau of Pastures and Field Crops. Hurler, Berkshire. Bull. 44. 1957.
  74. Wagner, R. E. Yields and botanical composition of four grass-legume mixtures under differential cutting. USDA. Tech. Bull. 1063. 1952.
  75. Waite, R. The water-soluble carbohydrates of grasses. III. First and second year growth. J. Sci. Food Agr. 8:122-128. 1957.
  76. Waite, R. The water-soluble carbohydrates of grasses. IV. The effect of different levels of fertilizer treatments. J. Sci. Food Agr. 9:39-43. 1958.
  77. Waite, R. The chemical composition of grasses in relation to agronomical practice. Proc. Nutri. Soc. 24:38. 1965.
  78. Waite, R. and Boyd, J. The water-soluble carbohydrates of grasses. I. Changes occurring during the normal life cycle. J. Sci. Food Agr. 4:197-204. 1953.
  79. Waite, R. and Boyd, J. The water-soluble carbohydrates of grasses. II. Grasses cut at grazing height several times during the growing season. J. Sci. Food Agr. 4:257-261. 1953.
  80. Ward, C. Y. and Blaser, R. E. Carbohydrate food reserves and leaf area in regrowth of orchardgrass. Crop Sci. 1:366-370. 1961.
  81. Washko, J. B. and Marriott, L. I. Yield and nutritive value of grass herbage as influenced by nitrogen fertilization in the Northeastern United States. Proc. Eighth Intern. Grassland Cong. 13-17. 1960.
  82. Washko, J. B. and Pennington, R. P. Forage and protein production of nitrogen-fertilized grasses compared with grass-legume associations. Pennsylvania Agr. Exp. Sta. Bull. 611. 1956.
  83. Wilson, J. R. The influence of time of tiller origin and nitrogen level on the floral initiation and ear emergence of four pasture grasses. New Zealand J. Agr. Res. 2:915-932. 1959.





# Appendix

TABLE 1A  
Harvest Schedule of Potomac Orchardgrass

| State         | Stage at First Harvest | Harvest Number |      |      |       |       |       |      | Total Harvests |
|---------------|------------------------|----------------|------|------|-------|-------|-------|------|----------------|
|               |                        | 1st            | 2nd  | 3rd  | 4th   | 5th   | 6th   | 7th  |                |
| <b>1960</b>   |                        |                |      |      |       |       |       |      |                |
| Connecticut   | Pre-joint              | 5-11           | 6- 9 | 7- 6 | 7-27  | 8-31  | 10-10 |      | 6              |
|               | Early head             | 5-20           | 6-14 | 7- 6 | 8- 2  | 9-15  | 10-10 |      | 6              |
|               | Early bloom            | 6- 6           | 7- 1 | 7-27 | 8-31  | 10-10 |       |      | 5              |
|               | Past bloom             | 6-20           | 7-18 | 8-10 | 9-15  | 10-10 |       |      | 5              |
| Rhode Island  | Pre-joint              | 5- 9           | 5-26 | 6-16 | 7-11  | 9- 8  |       |      | 5              |
|               | Early joint            | 5-16           | 6- 6 | 7- 6 | 8-17  |       |       |      | 4              |
|               | Early head             | 5-19           | 6- 6 | 7- 6 | 8-17  |       |       |      | 4              |
|               | Early bloom            | 6- 2           | 6-27 | 7-29 | 9- 9  |       |       |      | 4              |
|               | Past bloom             | 6-16           | 7-19 | 8-30 | 9-23  |       |       |      | 4              |
| New York      | Pre-joint              | 4-25           | 5-26 | 7- 5 | 8-29  | 10-11 |       |      | 5              |
|               | Early joint            | 5- 5           | 6-21 | 7-22 | 9- 2  | 10-11 |       |      | 5              |
|               | Early head             | 5-12           | 6-21 | 7-25 | 9- 6  | 10-11 |       |      | 5              |
|               | Early bloom            | 6- 6           | 7-11 | 8-16 | 10-11 |       |       |      | 4              |
|               | Past bloom             | 6-16           | 7-21 | 8-31 | 10-11 |       |       |      | 4              |
| Pennsylvania  | Pre-joint              | 5-11           | 6-17 | 7-21 | 10-13 |       |       |      | 4              |
|               | Early head             | 5-18           | 6-28 | 7-21 | 10-13 |       |       |      | 4              |
|               | Early bloom            | 6- 4           | 7-10 | 8-18 | 10-13 |       |       |      | 4              |
|               | Past bloom             | 6-17           | 7-21 | 8-26 | 10-13 |       |       |      | 4              |
| Maryland      | Pre-joint              | 4-22           | 5-18 | 6-24 | 8- 2  | 9- 7  | 10-14 |      | 6              |
|               | Early head             | 4-29           | 6-17 | 8- 1 | 9- 7  | 10-14 |       |      | 5              |
|               | Early bloom            | 5-18           | 6-24 | 8- 2 | 9- 7  | 10-14 |       |      | 5              |
|               | Past bloom             | 6- 2           | 7-13 | 8-23 | 10-14 |       |       |      | 4              |
| West Virginia | Pre-joint              | 4-23           | 5- 6 | 6- 1 | 6-27  | 7-28  | 8-19  | 9-14 | 7              |
|               | Early head             | 4-29           | 5-24 | 6-20 | 7-28  | 8-17  | 9-14  |      | 6              |
|               | Early bloom            | 5-13           | 6-13 | 7-18 | 8-17  | 9-14  |       |      | 5              |
|               | Past bloom             | 5-27           | 6-28 | 7-28 | 8-19  | 9-14  |       |      | 5              |
| <b>1961</b>   |                        |                |      |      |       |       |       |      |                |
| Connecticut   | Pre-joint              | 5-18           | 6-12 | 7- 5 | 7-28  | 8-28  | 10-17 |      | 6              |
|               | Early head             | 6- 1           | 6-28 | 7-24 | 8-16  | 9-14  | 10-17 |      | 6              |
|               | Early bloom            | 6-12           | 7- 5 | 7-28 | 8-28  | 10-17 |       |      | 5              |
|               | Past bloom             | 6-29           | 7-24 | 8-16 | 9-14  | 10-17 |       |      | 5              |
| Rhode Island  | Pre-joint              | 5-11           | 5-29 | 6-29 | 7-28  | 9-5   |       |      | 5              |
|               | Early head             | 5-24           | 6-26 | 7-28 | 9- 5  |       |       |      | 4              |
|               | Early bloom            | 6- 6           | 7- 5 | 8- 7 | 9- 8  |       |       |      | 4              |
|               | Past bloom             | 6-20           | 7-24 | 8-28 | 10- 6 |       |       |      | 4              |
| New York      | Pre-joint              | 5-12           | 6- 7 | 7- 6 | 8- 6  | 9- 7  | 10-10 |      | 6              |
|               | Early joint            | 5-17           | 6-16 | 7-18 | 8-23  | 10-10 |       |      | 5              |
|               | Early head             | 5-24           | 6-26 | 7-25 | 9- 6  | 10-10 |       |      | 5              |
|               | Early bloom            | 6-12           | 7-12 | 8- 9 | 9- 7  | 10-10 |       |      | 5              |
|               | Past bloom             | 6-26           | 7-25 | 8-29 | 10-10 |       |       |      | 4              |
| Pennsylvania  | Pre-joint              | 5-10           | 5-25 | 6-29 | 7-26  | 8-17  | 9-27  |      | 6              |
|               | Early head             | 5-19           | 6-29 | 7-26 | 8-17  | 9-26  |       |      | 5              |
|               | Early bloom            | 6-23           | 7-26 | 8-17 | 9-26  |       |       |      | 4              |
|               | Past bloom             | 6-12           | 7-26 | 8-17 | 9-26  |       |       |      | 4              |
| Maryland      | Pre-joint              | 4-26           | 5-22 | 6-29 | 7-28  | 8-30  | 10- 6 |      | 6              |
|               | Early head             | 5- 9           | 6-12 | 7-17 | 8-28  | 10- 6 |       |      | 5              |
|               | Early bloom            | 5-26           | 6-29 | 7-28 | 8-30  | 10- 6 |       |      | 5              |
|               | Past bloom             | 6-12           | 7-17 | 8-28 | 10- 6 |       |       |      | 4              |
| West Virginia | Pre-joint              | 4-15           | 5-21 | 6-28 | 7-25  | 8-28  | 9-12  |      | 6              |
|               | Early head             | 5-11           | 6-15 | 7-17 | 8-14  | 9-12  |       |      | 5              |
|               | Early bloom            | 5-31           | 7- 7 | 8- 1 | 9-12  |       |       |      | 4              |
|               | Past bloom             | 6-13           | 7-13 | 8-17 | 9-12  |       |       |      | 4              |

TABLE 1A (Continued)

| State         | Stage at First Harvest | Harvest Number |       |       |       |       |       | Total Harvests |
|---------------|------------------------|----------------|-------|-------|-------|-------|-------|----------------|
|               |                        | 1st            | 2nd   | 3rd   | 4th   | 5th   | 6th   |                |
| 1962          |                        |                |       |       |       |       |       |                |
| Connecticut   | Pre-joint              | 5-12           | 5-29  | 6-24  | 7-15  | 8-16  | 10- 9 | 6              |
|               | Early head             | 5-21           | 6-17  | 7- 5  | 7-30  | 8-27  | 10- 9 | 6              |
|               | Early bloom            | 6- 1           | 7- 2  | 7-30  | 8-27  | 10- 9 |       | 5              |
|               | Past bloom             | 6-15           | 7-11  | 8- 8  | 10- 9 |       |       | 4              |
| Rhode Island  | Pre-joint              | 5-18           | 6- 7  | 7- 9  | 8- 8  | 9-13  |       | 5              |
|               | Early head             | 5-25           | 6-27  | 7-27  | 9- 4  |       |       | 4              |
|               | Early bloom            | 6- 7           | 7-11  | 8-13  | 9-13  |       |       | 4              |
|               | Past bloom             | 6-26           | 7-25  | 8-27  | 10- 2 |       |       | 4              |
| New York      | Pre-joint              | 5- 4           | 5-29  | 7- 9  | 8-27  | 10-11 |       | 5              |
|               | Early joint            | 5-10           | 6-15  | 8- 8  | 9- 7  | 10-11 |       | 5              |
|               | Early head             | 5-17           | 6-25  | 8-17  | 10-11 |       |       | 4              |
|               | Early bloom            | 5-29           | 7- 9  | 8-27  | 10-11 |       |       | 4              |
|               | Past bloom             | 6-15           | 8-15  | 10-11 |       |       |       | 3              |
| Pennsylvania  | Pre-joint              | 5- 9           | 6- 7  | 10-10 |       |       |       | 3              |
|               | Early head             | 5-22           | 10-10 |       |       |       |       | 2              |
|               | Early bloom            | 6- 6           | 10-10 |       |       |       |       | 2              |
|               | Past bloom             | 6-14           | 10-10 |       |       |       |       | 2              |
| Maryland      | Pre-joint              | 4-25           | 5-16  | 6-15  | 7-18  | 10-19 |       | 5              |
|               | Early head             | 5- 7           | 6-15  | 7-18  | 10-19 |       |       | 4              |
|               | Early bloom            | 5-18           | 6-27  | 8- 7  | 10-19 |       |       | 4              |
|               | Past bloom             | 6- 1           | 7-10  | 8- 7  | 10-19 |       |       | 4              |
| West Virginia | Pre-joint              | 4-30           | 5-17  | 6-19  | 8- 2  | 9-30  |       | 5              |
|               | Early head             | 5- 5           | 6- 6  | 7-13  | 8-17  | 9-30  |       | 5              |
|               | Early bloom            | 5-22           | 6-28  | 8- 7  | 9-30  |       |       | 4              |
|               | Past bloom             | 6- 6           | 7-13  | 8-17  | 9-30  |       |       | 4              |

TABLE 1B  
Harvest Schedule of Late Maturing Orchardgrass Varieties

| State                       | Stage at First Harvest | Harvest Number |      |      |       |       |       | Total Harvests |
|-----------------------------|------------------------|----------------|------|------|-------|-------|-------|----------------|
|                             |                        | 1st            | 2nd  | 3rd  | 4th   | 5th   | 6th   |                |
| 1960                        |                        |                |      |      |       |       |       |                |
| Connecticut<br>(S 37)       | Pre-joint              | 5-11           | 6- 9 | 7- 6 | 7-27  | 8-31  | 10-10 | 6              |
|                             | Early head             | 5-26           | 6-14 | 7- 6 | 8- 2  | 9-15  | 10-10 | 6              |
|                             | Early bloom            | 6- 9           | 7- 1 | 7-27 | 8-31  | 10-10 |       | 5              |
|                             | Past bloom             | 6-26           | 7-18 | 8-10 | 9-15  | 10-10 |       | 5              |
| New York<br>(Pennlate)      | Pre-joint              | 4-25           | 6- 8 | 7-20 | 8-31  | 10-11 |       | 5              |
|                             | Early head             | 5-26           | 7- 5 | 8-17 | 10-11 |       |       | 4              |
|                             | Early bloom            | 6-10           | 7-15 | 8-17 | 10-11 |       |       | 4              |
|                             | Past bloom             | 6-24           | 8- 1 | 9- 8 | 10-11 |       |       | 4              |
| Pennsylvania<br>(Pennlate)  | Pre-joint              | 5-11           | 6-17 | 7-21 | 10-13 |       |       | 4              |
|                             | Early head             | 5-25           | 6-28 | 7-21 | 10-13 |       |       | 4              |
|                             | Early bloom            | 6- 9           | 7-10 | 8-15 | 10-13 |       |       | 4              |
|                             | Past bloom             | 6-27           | 7-21 | 8-26 | 10-13 |       |       | 4              |
| Maryland<br>(Pennlate)      | Pre-joint              | 4-29           | 5-27 | 7- 8 | 8-18  | 10-14 |       | 5              |
|                             | Early head             | 5-13           | 6-17 | 8- 1 | 9- 7  | 10-14 |       | 5              |
|                             | Early bloom            | 5-27           | 7- 1 | 8-18 | 10-14 |       |       | 4              |
|                             | Past bloom             | 6-10           | 7-13 | 8-23 | 10-14 |       |       | 4              |
| West Virginia<br>(Pennlate) | Pre-joint              | 4-23           | 5-24 | 6-20 | 7-18  | 8-17  | 9-14  | 6              |
|                             | Early head             | 4-29           | 5-27 | 6-23 | 7-28  | 8-19  | 9-14  | 6              |
|                             | Early bloom            | 5-24           | 6-19 | 7-18 | 8-17  | 9-14  |       | 5              |
|                             | Past bloom             | 5- 6           | 6-28 | 7-28 | 8-19  | 9-14  |       | 5              |

(Continued on Page 10)

TABLE 1B (Continued)

| State                       | Stage at First Harvest | Harvest Number |       |       |       |       |      | Total Harvests |
|-----------------------------|------------------------|----------------|-------|-------|-------|-------|------|----------------|
|                             |                        | 1st            | 2nd   | 3rd   | 4th   | 5th   | 6th  |                |
| <b>1961</b>                 |                        |                |       |       |       |       |      |                |
| Connecticut<br>(S 37)       | Pre-joint              | 5-26           | 6-16  | 7-12  | 8- 8  | 9- 7  | 10-7 | 6              |
|                             | Early head             | 6- 1           | 6-23  | 7-24  | 8-25  | 10-17 |      | 5              |
|                             | Early bloom            | 6-16           | 7-12  | 8- 8  | 9- 7  | 10-17 |      | 5              |
|                             | Past bloom             | 7- 5           | 7-28  | 8-25  | 10-17 |       |      | 4              |
| New York<br>(Pennlate)      | Pre-joint              | 5-17           | 6-16  | 7-18  | 8-15  | 10-10 |      | 5              |
|                             | Early head             | 6- 5           | 7- 6  | 8- 4  | 9- 7  | 10-10 |      | 5              |
|                             | Early bloom            | 6-15           | 7-20  | 8-15  | 10-10 |       |      | 4              |
|                             | Past bloom             | 6-24           | 8- 1  | 9- 8  | 10-11 |       |      | 4              |
| Pennsylvania<br>(Pennlate)  | Pre-joint              | 5-11           | 6-16  | 8- 4  | 9-26  |       |      | 4              |
|                             | Early head             | 6-12           | 8- 4  | 9-26  |       |       |      | 3              |
|                             | Early bloom            | 6-13           | 8-13  | 9-26  |       |       |      | 3              |
|                             | Past bloom             | 6-29           | 8-19  | 9-26  |       |       |      | 3              |
| Maryland<br>(Pennlate)      | Pre-joint              | 5- 9           | 6- 8  | 7-17  | 8-28  | 10- 6 |      | 5              |
|                             | Early head             | 5-22           | 6-29  | 7-28  | 8-30  | 10- 6 |      | 5              |
|                             | Early bloom            | 6- 8           | 7-17  | 8-28  | 10- 6 |       |      | 4              |
|                             | Past bloom             | 6-22           | 7-28  | 8-30  | 10- 6 |       |      | 4              |
| West Virginia<br>(Pennlate) | Pre-joint              | 4-17           | 5-12  | 6-13  | 7-17  | 8- 9  | 9-12 | 6              |
|                             | Early head             | 5-25           | 6-28  | 7-27  | 9-12  |       |      | 4              |
|                             | Early bloom            | 6-12           | 7-17  | 8- 9  | 9-12  |       |      | 4              |
|                             | Past bloom             | 6-27           | 7-27  | 8-23  | 9-12  |       |      | 4              |
| <b>1962</b>                 |                        |                |       |       |       |       |      |                |
| Connecticut<br>(S 37)       | Pre-joint              | 5-23           | 6- 7  | 7- 2  | 7-27  | 8-26  | 10-9 | 6              |
|                             | Early head             | 5-28           | 6-17  | 7- 5  | 7-27  | 8-26  | 10-9 | 6              |
|                             | Early bloom            | 6- 9           | 7- 5  | 7-27  | 8-26  | 10- 9 |      | 5              |
|                             | Past bloom             | 6-24           | 7-20  | 8-16  | 10- 9 |       |      | 4              |
| New York<br>(Pennlate)      | Pre-joint              | 5-10           | 6- 7  | 7-26  | 9- 7  | 10-11 |      | 5              |
|                             | Early head             | 5-22           | 7- 2  | 8- 7  | 10-11 |       |      | 4              |
|                             | Early bloom            | 6- 7           | 7-26  | 8-17  | 10-11 |       |      | 4              |
|                             | Past bloom             | 6-25           | 8-17  | 10-11 |       |       |      | 3              |
| Pennsylvania<br>(Pennlate)  | Pre-joint              | 5- 9           | 6- 7  | 10-10 |       |       |      | 3              |
|                             | Early head             | 6- 6           | 10-10 |       |       |       |      | 2              |
|                             | Early bloom            | 6-14           | 10-10 |       |       |       |      | 2              |
|                             | Past bloom             | 6-25           | 10-10 |       |       |       |      | 2              |
| Maryland<br>(Pennlate)      | Pre-joint              | 5- 7           | 6- 1  | 7-10  | 10-19 |       |      | 4              |
|                             | Early head             | 5-16           | 6-27  | 8- 7  | 10-19 |       |      | 4              |
|                             | Early bloom            | 6- 1           | 7-10  | 8- 7  | 10-19 |       |      | 4              |
|                             | Past bloom             | 6-15           | 7-18  | 8- 7  | 10-19 |       |      | 4              |
| West Virginia<br>(Pennlate) | Pre-joint              | 4-30           | 5-24  | 6-28  | 8- 7  | 9-30  |      | 5              |
|                             | Early head             | 5-10           | 6- 7  | 7- 6  | 8-20  | 9-20  |      | 5              |
|                             | Early bloom            | 5-31           | 7- 6  | 8-20  | 9-30  |       |      | 4              |
|                             | Past bloom             | 6-13           | 7-23  | 8-24  | 9-30  |       |      | 4              |

C-116-1115

TABLE 2A

Bi-weekly Precipitation

## INCHES TOTAL PRECIPITATION

| State         | April |       | May  |       | June |       | July |       | August |       | September |       | Total Inches | Deviation<br>+ above N*<br>- below N |
|---------------|-------|-------|------|-------|------|-------|------|-------|--------|-------|-----------|-------|--------------|--------------------------------------|
|               | 1-15  | 16-30 | 1-15 | 16-31 | 1-15 | 16-30 | 1-15 | 16-31 | 1-15   | 16-31 | 1-15      | 16-30 |              |                                      |
|               | 1959  |       |      |       |      |       |      |       |        |       |           |       |              |                                      |
| Connecticut   | 3.2   | 1.4   | 1.0  | 0.2   | 3.2  | 1.7   | 4.3  | 1.6   | 0.9    | 5.2   | 0.8       | 0.3   | 23.7         | -0.4                                 |
| Rhode Island  | 1.7   | 1.3   | 0.9  | 2.0   | 3.7  | 3.2   | 4.1  | 0.1   | 1.5    | 2.4   | 0.8       | 0.1   | 21.8         | -0.3                                 |
| New York      | 1.0   | 1.3   | 0.6  | 0.9   | 0.6  | 1.9   | 4.2  | 0.5   | 1.6    | 2.9   | 0.2       | 0.9   | 16.7         | -4.2                                 |
| Pennsylvania  | 2.0   | 2.2   | 1.4  | 1.6   | 1.9  | 0.5   | 3.0  | 2.7   | 1.0    | 4.9   | 0.6       | 0.2   | 22.0         | +0.6                                 |
| Maryland      | 3.3   | 0.1   | 1.4  | 0.6   | 2.8  | 0.4   | 3.4  | 2.1   | 2.3    | 1.2   | 0.9       | 0.2   | 18.3         | -6.2                                 |
| West Virginia | 2.7   | 1.6   | 1.7  | 0.9   | 0.5  | 0.7   | 1.4  | 2.1   | 1.1    | 2.1   | 0.1       | 1.0   | 15.8         | -7.3                                 |
|               | 1960  |       |      |       |      |       |      |       |        |       |           |       |              |                                      |
| Connecticut   | 2.8   | 0.8   | 3.8  | 1.5   | 1.7  | 0.8   | 4.6  | 4.3   | 1.9    | 1.4   | 4.5       | 2.6   | 30.8         | +6.6                                 |
| Rhode Island  | 2.7   | 0.5   | 2.4  | 1.6   | 1.3  | 0.5   | 3.5  | 0.8   | 1.3    | 0.5   | 1.8       | 5.5   | 22.2         | -0.7                                 |
| New York      | 1.4   | 0.9   | 2.7  | 2.4   | 2.4  | 1.2   | 0.7  | 0.8   | 1.2    | 1.3   | 3.7       | 0.3   | 18.9         | -2.0                                 |
| Pennsylvania  | 1.4   | 0.6   | 3.4  | 3.9   | 1.3  | 1.1   | 3.0  | 0.6   | 0.7    | 0.2   | 3.8       | 1.2   | 21.2         | -0.2                                 |
| Maryland      | 2.5   | 0.5   | 3.0  | 1.5   | 1.1  | 0.4   | 2.9  | 3.0   | 3.9    | 0.9   | 5.2       | 0.7   | 25.6         | +1.1                                 |
| West Virginia | 1.2   | 0.6   | 2.8  | 2.1   | 1.4  | 0.6   | 2.6  | 2.7   | 2.9    | 0.6   | 2.1       | 0.9   | 20.5         | -2.6                                 |
|               | 1961  |       |      |       |      |       |      |       |        |       |           |       |              |                                      |
| Connecticut   | 1.9   | 2.8   | 1.9  | 4.4   | 1.2  | 1.4   | 1.4  | 2.6   | 0.2    | 2.6   | 1.0       | 2.1   | 23.5         | -0.7                                 |
| Rhode Island  | 3.8   | 4.2   | 1.7  | 4.3   | 1.1  | 1.6   | 0.2  | 0.9   | 1.6    | 4.8   | 2.0       | 8.6   | 34.8         | +3.3                                 |
| New York      | 3.0   | 3.0   | 2.5  | 1.7   | 3.6  | 2.1   | 1.6  | 2.7   | 1.9    | 2.4   | 2.8       | 0.0   | 27.3         | +6.4                                 |
| Pennsylvania  | 2.4   | 1.8   | 1.2  | 1.1   | 2.5  | 0.6   | 2.4  | 2.7   | 3.4    | 1.5   | 1.9       | 0.0   | 21.5         | +0.1                                 |
| Maryland      | 3.1   | 0.7   | 2.3  | 0.2   | 2.9  | 1.7   | 1.6  | 0.7   | 0.6    | 5.7   | 0.6       | 0.2   | 20.3         | -4.2                                 |
| West Virginia | 2.1   | 2.0   | 1.4  | 1.4   | 3.8  | 3.0   | 3.3  | 2.3   | 3.1    | 0.8   | 1.2       | 3.2   | 27.6         | +4.5                                 |
|               | 1962  |       |      |       |      |       |      |       |        |       |           |       |              |                                      |
| Connecticut   | 3.5   | 0.1   | 1.2  | 1.2   | 2.5  | 1.9   | 0.9  | 1.0   | 1.5    | 2.2   | 0.2       | 2.8   | 19.1         | -5.1                                 |
| Rhode Island  | 3.0   | 0.1   | 1.1  | 0.8   | 3.4  | 2.1   | 1.4  | 0.4   | 1.8    | 2.3   | 0.2       | 3.6   | 20.2         | -1.3                                 |
| New York      | 1.9   | 0.8   | 0.6  | 0.4   | 2.1  | 0.1   | 0.2  | 1.1   | 2.0    | 1.7   | 1.3       | 3.2   | 15.3         | -5.6                                 |
| Pennsylvania  | 4.3   | 0.2   | 0.9  | 0.3   | 1.7  | 1.0   | 0.4  | 0.3   | 0.4    | 1.2   | 1.6       | 2.3   | 14.7         | -6.7                                 |
| Maryland      | 3.0   | 0.2   | 0.6  | 2.5   | 1.1  | 2.2   | 0.7  | 0.8   | 0.1    | 0.1   | 0.5       | 2.4   | 14.2         | -10.4                                |
| West Virginia | 3.4   | 1.4   | 0.5  | 1.4   | 2.1  | 0.1   | 2.0  | 0.7   | 3.3    | 0.1   | 1.8       | 2.3   | 19.1         | -4.0                                 |

\*Normal 1931-1960.

†Data for Centre Hall were not available, therefore data taken at State College were used.

‡S.W.V.B. Airport Station

TABLE 2B

Bi-weekly Air Temperature

## MEAN DAILY AIR TEMPERATURE

| State         | April           |                 | May             |                 | June            |                 | July |       | August |       | September       |                 | Daily Means |       | Deviation above N*<br>below N |
|---------------|-----------------|-----------------|-----------------|-----------------|-----------------|-----------------|------|-------|--------|-------|-----------------|-----------------|-------------|-------|-------------------------------|
|               | 1-15            | 16-30           | 1-15            | 16-31           | 1-15            | 16-30           | 1-15 | 16-31 | 1-15   | 16-31 | 1-15            | 16-30           | Daily       | Means |                               |
|               | 1959            |                 |                 |                 |                 |                 |      |       |        |       |                 |                 |             |       |                               |
| Connecticut   | 46              | 50              | 57              | 63              | 64              | 64              | 68   | 73    | 69     | 73    | 68              | 62              | 61.5        | 61.5  | 0.5                           |
| Rhode Island  | 47              | 50              | 55              | 62              | 64              | 64              | 69   | 73    | 70     | 74    | 70              | 61              | 63.3        | 63.3  | 2.2                           |
| New York      | 42              | 53              | 60              | 66              | 68              | 71              | 70   | 75    | 68     | 74    | 68              | 61              | 62.7        | 62.7  | 2.2                           |
| Pennsylvania  | 47              | 53              | 60              | 66              | 68              | 71              | 70   | 75    | 72     | 75    | 68              | 65              | 65.9        | 65.9  | 2.2                           |
| Maryland      | 54              | 62              | 66              | 71              | 75              | 79              | 76   | 83    | 79     | 85    | 79              | 78              | 73.8        | 73.8  | 5.1                           |
| West Virginia | 50 <sup>1</sup> | 58 <sup>2</sup> | 63              | 64 <sup>1</sup> | 69 <sup>1</sup> | 69 <sup>1</sup> | 73   | 76    | 74     | 78    | 71              | 67              | 67.9        | 67.9  | 0.9                           |
|               | 1960            |                 |                 |                 |                 |                 |      |       |        |       |                 |                 |             |       |                               |
| Connecticut   | 45              | 53              | 56              | 60              | 63              | 68              | 67   | 68    | 67     | 68    | 63              | 57              | 61.3        | 61.3  | +0.3                          |
| Rhode Island  | 44              | 52              | 53              | 59              | 63              | 67              | 67   | 68    | 68     | 70    | 65              | 58              | 61.2        | 61.2  | +0.1                          |
| New York      | 42              | 58              | 53              | 60              | 61              | 66              | 65   | 68    | 67     | 67    | 63              | 62              | 60.9        | 60.9  | -0.4                          |
| Pennsylvania  | 44              | 60              | 51              | 61              | 65              | 68 <sup>1</sup> | 65   | 69    | 71     | 70    | 65              | 61              | 62.6        | 62.6  | -1.1                          |
| Maryland      | 56              | 66              | 57              | 69              | 73              | 74              | 75   | 77    | 78     | 82    | 80              | 76 <sup>2</sup> | 71.9        | 71.9  | +3.2                          |
| West Virginia | 51              | 64              | 54              | 66              | 69              | 70              | 70   | 74    | 75     | 74    | 70              | 66              | 66.9        | 66.9  | N                             |
|               | 1961            |                 |                 |                 |                 |                 |      |       |        |       |                 |                 |             |       |                               |
| Connecticut   | 39              | 47              | 54              | 54              | 66              | 65              | 66   | 73    | 67     | 69    | 73              | 61              | 61.2        | 61.2  | +0.2                          |
| Rhode Island  | 42              | 48              | 53              | 56              | 65              | 64              | 68   | 73    | 68     | 71    | 74              | 63              | 62.1        | 62.1  | +1.0                          |
| New York      | 36              | 46              | 54              | 53              | 63              | 64              | 63   | 65    | 72     | 67    | 68              | 61              | 60.1        | 60.1  | -0.4                          |
| Pennsylvania  | 37              | 48              | 56              | 55              | 68              | 65              | 71   | 76    | 73     | 73    | 75              | 63              | 63.3        | 63.3  | -0.4                          |
| Maryland      | 46              | 57              | 64              | 58              | 77              | 72              | 76   | 83    | 78     | 78    | 87              | 74              | 70.6        | 70.6  | +1.9                          |
| West Virginia | 41              | 51              | 60              | 54              | 68              | 65              | 69   | 75    | 71     | 73    | 76              | 63              | 63.8        | 63.8  | -3.1                          |
|               | 1962            |                 |                 |                 |                 |                 |      |       |        |       |                 |                 |             |       |                               |
| Connecticut   | 43              | 51              | 50              | 64              | 64              | 69              | 67   | 67    | 67     | 68    | 64              | 55              | 61.0        | 61.0  | N                             |
| Rhode Island  | 39              | 50              | 49              | 60              | 62              | 67              | 66   | 66    | 68     | 66    | 63              | 56              | 59.8        | 59.8  | -1.3                          |
| New York      | 44              | 52              | 52              | 64              | 62              | 68              | 66   | 66    | 66     | 68    | 62              | 52              | 59.7        | 59.7  | -0.8                          |
| Pennsylvania  | 42 <sup>1</sup> | 58 <sup>1</sup> | 59 <sup>1</sup> | 70 <sup>1</sup> | 68              | 71              | 70   | 71    | 70     | 71    | 64              | 53              | 64.2        | 64.2  | +0.5                          |
| Maryland      | 53              | 61              | 65              | 77              | 78              | 82              | 80   | 78    | 77     | 80    | 74              | 64              | 72.4        | 72.4  | -3.7                          |
| West Virginia | 44              | 56              | 63              | 72              | 70              | 72              | 73   | 69    | 72     | 73    | 68 <sup>2</sup> | 57 <sup>2</sup> | 65.8        | 65.8  | -1.1                          |

\*Normal (1931-1960)

<sup>1</sup>Estimated value; 1 day missing<sup>2</sup>U.S.A.W.B. Airport Station

Data for Centre Hall were not available, therefore data taken at State College were used.

<sup>3</sup>Estimated value; 2-6 days missing

TABLE 3A

Analysis of Variance of Potomac Orchardgrass Yields Produced in the First Harvest Year (1960)

| State                    | Stage  | Nitrogen | Cutting<br>Height | SxN   | SxCH  | NxCH | SxNxCH |             |
|--------------------------|--------|----------|-------------------|-------|-------|------|--------|-------------|
|                          |        |          |                   |       |       |      |        | Total Yield |
| Connecticut              | 73.5** | 537.3**  | < 1               | 3.1   | 1.5   | < 1  | < 1    | 1.9         |
| Rhode Island             | 92.6** | 1888.0** | < 1               | 3.5*  | 3.5*  | < 1  | 11.2** | < 1         |
| New York                 | 55.2** | 398.8**  | < 1               | 1.9   | 4.2*  | < 1  | < 1    | < 1         |
| Pennsylvania             | 14.3** | 300.0**  | < 1               | 4.0*  | 4.0*  | 1.3  | < 1    | < 1         |
| Maryland                 | 29.1** | 190.4**  | 18.2**            | 3.9*  | 3.9*  | < 1  | 1.6    | < 1         |
| West Virginia            | 41.5** | 253.5**  | < 1               | 4.5*  | 4.5*  | < 1  | 4.6*   | 3.0*        |
| <b>Aftermath</b>         |        |          |                   |       |       |      |        |             |
| Connecticut <sup>1</sup> | 3.4*   | 2335.0** | < 1               | 3.7*  | 3.7*  | 1.1  | 9.5**  | 1.7         |
| Rhode Island             | 89.7** | 791.3**  | 1.9               | 7.9** | 7.9** | 1.1  | < 1    | 1.4         |
| New York                 | 75.6** | 194.5**  | < 1               | 2.5   | 2.5   | < 1  | < 1    | < 1         |
| Pennsylvania             | 20.8** | 170.6**  | 14.4**            | 3.4*  | 3.4*  | < 1  | < 1    | 1.7         |
| Maryland                 | 26.2** | 319.8**  | < 1               | 7.2** | 7.2** | < 1  | 3.9    | 2.2         |

\* .05 level of probability

\*\* .01 level of probability

<sup>1</sup>Data not available

TABLE 3B

Analysis of Variance of Potomac Orchardgrass Yields Produced in the Second Harvest Year (1961)

| State                    | Stage  | Nitrogen | Cutting<br>Height | SxN    | SxCH | NxCH   | SxNxCH |
|--------------------------|--------|----------|-------------------|--------|------|--------|--------|
|                          |        |          |                   |        |      |        |        |
| Connecticut              | 28.0** | 227.1**  | 12.8**            | 11.9** | 2.6  | 13.6** | < 1    |
| Rhode Island             | 35.5** | 1519.9** | 15.7**            | 12.0*  | 2.7  | 1.7    | 1.0    |
| New York                 | 59.4** | 221.3**  | 1.4               | 1.9    | 2.8  | < 1    | < 1    |
| Pennsylvania             | 4.0*   | 96.3**   | 10.9**            | < 1    | 1.5  | < 1    | < 1    |
| Maryland                 | 21.7** | 416.8**  | 2.8               | 1.3    | < 1  | 6.1*   | 1.1    |
| West Virginia            | 43.7** | 58.5**   | 3.5               | 1.8    | 1.6  | < 1    | < 1    |
| <b>Aftermath</b>         |        |          |                   |        |      |        |        |
| Connecticut <sup>1</sup> | 35.0** | 1036.2** | 25.1**            | 4.3*   | 6.1* | 4.3*   | 1.6    |
| Rhode Island             | 34.8** | 353.9**  | 2.3               | 1.9    | 2.4  | < 1    | < 1    |
| New York                 | 22.4** | 119.2**  | 9.9**             | 1.7    | 3.7* | < 1    | < 1    |
| Pennsylvania             | 76.1** | 29.5**   | < 1               | 4.2*   | < 1  | 7.4*   | 1.5    |
| Maryland                 | 20.8** | 45.3**   | 9.6**             | 2.3    | < 1  | < 1    | < 1    |

\* .05 level of probability

\*\* .01 level of probability

<sup>1</sup>Data not available



TABLE 3C

Analysis of Variance of Potomac Orchardgrass Yields Produced in the Third Harvest Year (1962)

| State                    | Stage  | Nitrogen | Cutting Height | SxN   | SxCH   | NxCH   | SxNxCH |
|--------------------------|--------|----------|----------------|-------|--------|--------|--------|
| <b>Total Yield</b>       |        |          |                |       |        |        |        |
| Connecticut              | 42.2** | 387.2**  | 1.5            | 6.9** | < 1    | 10.6** | 12.0** |
| Rhode Island             | 11.0** | 990.3**  | 8.0**          | 1.4   | < 1    | < 1    | 1.2    |
| New York                 | 30.0** | 52.1**   | 2.0            | 1.6   | < 1    | 1.5    | < 1    |
| Pennsylvania             | 11.0** | 44.7**   | 7.6**          | 1.2   | 1.9    | < 1    | < 1    |
| Maryland                 | 6.1**  | 68.5**   | 2.2            | 1.3   | < 1    | 1.7    | < 1    |
| West Virginia            | 29.8** | 32.8**   | < 1            | < 1   | 3.5*   | 4.1    | 2.1    |
| <b>Aftermath</b>         |        |          |                |       |        |        |        |
| Connecticut <sup>1</sup> |        |          |                |       |        |        |        |
| Rhode Island             | 41.2** | 971.7**  | 18.8**         | 8.2** | 13.5** | 6.5*   | 3.5*   |
| New York                 | 54.6** | 154.5**  | < 1            | 3.4*  | 2.8    | < 1    | 1.4    |
| Pennsylvania             | 5.2**  | 100.3**  | 2.3            | 1.2   | < 1    | < 1    | < 1    |
| Maryland                 | 11.2** | 3.1      | 1.8            | 4.8** | 4.0*   | 6.3*   | 1.2    |
| West Virginia            | 81.7** | 10.9**   | < 1            | < 1   | 2.0    | 3.3    | 2.1    |

\* .05 level of probability

\*\* .01 level of probability

<sup>1</sup>Data not available

TABLE 3D

Analysis of Variance of Late Maturing Orchardgrass Variety Yields Produced in the First Harvest Year (1960)

| State                    | Stage   | Nitrogen | Cutting Height | SxN    | SxCH | NxCH   | SxNxCH |
|--------------------------|---------|----------|----------------|--------|------|--------|--------|
| <b>Total Yield</b>       |         |          |                |        |      |        |        |
| <b>S 37</b>              |         |          |                |        |      |        |        |
| Connecticut              | 41.8**  | 271.5**  | 4.8*           | < 1    | 2.3  | 0.0    | 2.9    |
| <b>Pennlate</b>          |         |          |                |        |      |        |        |
| New York                 | 27.0**  | 343.0**  | 1.5            | 1.1    | < 1  | < 1    | 1.9    |
| Pennsylvania             | 1.7     | 243.9**  | < 1            | < 1    | 2.2  | < 1    | 2.2    |
| Maryland                 | 24.5**  | 331.5**  | < 1            | 2.7    | < 1  | < 1    | 1.6    |
| <b>Aftermath</b>         |         |          |                |        |      |        |        |
| <b>S 37</b>              |         |          |                |        |      |        |        |
| Connecticut <sup>1</sup> |         |          |                |        |      |        |        |
| <b>Pennlate</b>          |         |          |                |        |      |        |        |
| New York                 | 57.1**  | 39.9**   | 2.4            | 1.7    | 1.0  | 4.9*   | < 1    |
| Pennsylvania             | 11.7**  | 458.7**  | < 1            | 5.6**  | 2.8  | < 1    | 2.8    |
| Maryland                 | 204.6** | 853.7**  | 41.7**         | 15.4** | 1.7  | 23.1** | 5.2    |

\* .05 level of probability

\*\* .01 level of probability

<sup>1</sup>Data not available

TABLE 3E

Analysis of Variance of Late Maturing Orchardgrass Variety Yields  
Produced in the Second Harvest Year (1961)

| State                    | Stage   | Nitrogen | Cutting<br>Height | SxN    | SxCH | NxCH  | SxNxCH |
|--------------------------|---------|----------|-------------------|--------|------|-------|--------|
| <b>Total Yield</b>       |         |          |                   |        |      |       |        |
| S 37                     |         |          |                   |        |      |       |        |
| Connecticut              | 8.1**   | 316.1**  | 16.3**            | 2.3    | < 1  | 8.8** | < 1    |
| <b>Pennlate</b>          |         |          |                   |        |      |       |        |
| New York                 | 56.3**  | 149.2**  | < 1               | 2.1    | 2.1  | < 1   | < 1    |
| Pennsylvania             | 2.6     | 218.3**  | 1.1               | 6.7**  | < 1  | 1.0   | < 1    |
| Maryland                 | 6.1**   | 223.0**  | < 1               | < 1    | < 1  | 1.1   | < 1    |
| <b>Aftermath</b>         |         |          |                   |        |      |       |        |
| S 37                     |         |          |                   |        |      |       |        |
| Connecticut <sup>1</sup> |         |          |                   |        |      |       |        |
| <b>Pennlate</b>          |         |          |                   |        |      |       |        |
| New York                 | 15.4**  | 114.3**  | 1.1               | 4.9**  | < 1  | < 1   | 1.1    |
| Pennsylvania             | 101.7** | 458.2**  | 2.5               | 10.0** | 1.8  | 1.3   | 1.0    |
| Maryland                 | 15.6**  | 27.1**   | < 1               | 1.5    | 1.1  | 1.1   | 1.5    |

\* .05 level of probability

\*\* .01 level of probability

<sup>1</sup>Data not available

TABLE 3F

Analysis of Variance of Late Maturing Orchardgrass Variety Yields  
Produced in the Third Harvest Year (1962)

| State                    | Stage  | Nitrogen | Cutting<br>Height | SxN    | SxCH       | NxCH       | SxNxCH     |
|--------------------------|--------|----------|-------------------|--------|------------|------------|------------|
| <b>Total Yield</b>       |        |          |                   |        |            |            |            |
| S 37                     |        |          |                   |        |            |            |            |
| Connecticut              | 19.6** | 97.9**   | < 1               | 13.7** | 1.2<br>< 1 | 4.0<br>1.7 | 1.2<br>< 1 |
| <b>Pennlate</b>          |        |          |                   |        |            |            |            |
| New York                 | 12.1** | 4.5*     | 1.5               | 1.4    | < 1        | 1.5        | < 1        |
| Pennsylvania             | 15.8** | 51.7**   | 6.0*              | < 1    | < 1        | < 1        | < 1        |
| Maryland                 | 1.7    | 40.9**   | < 1               | < 1    |            |            | < 1        |
| <b>Aftermath</b>         |        |          |                   |        |            |            |            |
| S 37                     |        |          |                   |        |            |            |            |
| Connecticut <sup>1</sup> |        |          |                   |        |            |            |            |
| <b>Pennlate</b>          |        |          |                   |        |            |            |            |
| New York                 | 25.6** | 16.1**   | 1.4               | < 1    | 4.5**      | < 1        | 1.6        |
| Pennsylvania             | 21.3** | 80.6**   | 10.7**            | 6.5**  | < 1        | < 1        | < 1        |
| Maryland                 | 50.7** | 2.6      | < 1               | < 1    | 7.0**      | 1.9        | 1.8        |

\* .05 level of probability

\*\* .01 level of probability

<sup>1</sup>Data not available

TABLE 4A  
Analysis of Variance of Potomac Orchardgrass for Spring Stand Ratings

| State                    | Stage  | Nitrogen | Cutting Height | SxN  | SxCH | NxCH | SxNxCH |
|--------------------------|--------|----------|----------------|------|------|------|--------|
| 1961                     |        |          |                |      |      |      |        |
| Connecticut <sup>1</sup> |        |          |                |      |      |      |        |
| Rhode Island             | < 1    | < 1      | < 1            | < 1  | < 1  | < 1  | < 1    |
| New York                 | 1.6    | < 1      | < 1            | 2.3  | 1.1  | < 1  | < 1    |
| Pennsylvania             | 2.9*   | 16.3**   | < 1            | 3.5* | < 1  | < 1  | 2.7    |
| Maryland                 | 3.4*   | 11.6**   | < 1            | 1.7  | < 1  | < 1  | < 1    |
| West Virginia            | 1.8    | 1.6      | < 1            | 2.7  | < 1  | 2.5  | 1.3    |
| 1962                     |        |          |                |      |      |      |        |
| Connecticut <sup>1</sup> |        |          |                |      |      |      |        |
| Rhode Island             | 11.1** | 120.8**  | < 1            | 1.3  | < 1  | < 1  | 1.0    |
| New York                 | 1.5    | 47.6**   | < 1            | < 1  | < 1  | 1.7  | < 1    |
| Pennsylvania             | < 1    | 234.2**  | < 1            | < 1  | < 1  | 4.4  | 3.4*   |
| Maryland                 | 14.0** | 148.6**  | 4.0            | 1.5  | < 1  | 4.1  | < 1    |
| West Virginia            | 2.0    | 40.8**   | 18.3**         | 1.1  | 3.2* | 6.1* | < 1    |
| 1963                     |        |          |                |      |      |      |        |
| Connecticut <sup>1</sup> |        |          |                |      |      |      |        |
| Rhode Island             | Killed |          |                |      |      |      |        |
| New York                 | 2.4    | 90.0**   | < 1            | 2.4  | 1.1  | < 1  | < 1    |
| Pennsylvania             | 1.6    | 58.4**   | 13.5**         | 2.2  | 2.6  | 4.0  | 1.1    |
| Maryland                 | < 1    | 122.6**  | 11.4**         | 3.9* | < 1  | < 1  | < 1    |
| West Virginia            | 3.1*   | 55.2**   | 4.6*           | 3.2* | 2.3  | 1.1  | 1.8    |

\* .05 level of probability

\*\* .01 level of probability

<sup>1</sup>Data not available

TABLE 4B  
Analysis of Variance of Late Maturing Orchardgrass Varieties for Spring Stand Ratings

| State                    | Stage | Nitrogen | Cutting Height | SxN   | SxCH | NxCH | SxNxCH |
|--------------------------|-------|----------|----------------|-------|------|------|--------|
| 1961                     |       |          |                |       |      |      |        |
| S 37                     |       |          |                |       |      |      |        |
| Connecticut <sup>1</sup> |       |          |                |       |      |      |        |
| Pennlate                 |       |          |                |       |      |      |        |
| New York                 | 8.1** | 22.8**   | < 1            | 1.9   | 1.6  | 1.2  | < 1    |
| Pennsylvania             | 2.3   | 11.0**   | 1.0            | 5.7** | < 1  | 3.5  | 2.2    |
| Maryland                 | 4.0*  | 43.1**   | 1.5            | 5.8** | 1.1  | < 1  | < 1    |
| 1962                     |       |          |                |       |      |      |        |
| S 37                     |       |          |                |       |      |      |        |
| Connecticut <sup>1</sup> |       |          |                |       |      |      |        |
| Pennlate                 |       |          |                |       |      |      |        |
| New York                 | 6.3** | 32.8**   | < 1            | < 1   | < 1  | < 1  | < 1    |
| Pennsylvania             | 1.1   | 180.5**  | < 1            | < 1   | 2.0  | 1.4  | < 1    |
| Maryland                 | 8.7** | 108.9**  | 11.3**         | 5.5** | 1.3  | 2.2  | 1.0    |
| 1963                     |       |          |                |       |      |      |        |
| S 37                     |       |          |                |       |      |      |        |
| Connecticut <sup>1</sup> |       |          |                |       |      |      |        |
| Pennlate                 |       |          |                |       |      |      |        |
| New York                 | 2.1   | 44.1**   | < 1            | 2.3   | < 1  | < 1  | < 1    |
| Pennsylvania             | 2.8   | 15.0**   | < 1            | < 1   | < 1  | 1.0  | 1.4    |
| Maryland                 | 7.5** | 137.1**  | < 1            | 4.9** | < 1  | < 1  | < 1    |

\* .05 level of probability

\*\* .01 level of probability

<sup>1</sup>Data not available

TABLE 5A

Dry Matter Produced by Potomac Orchardgrass (Average for 1960-1962)

| Treatment              | Total Yield T/A |           |       |      |      |        | Aftermath Yield T/A |       |       |      |      |        |
|------------------------|-----------------|-----------|-------|------|------|--------|---------------------|-------|-------|------|------|--------|
|                        | N               | R. I.     | N. Y. | Pa.  | Md.  | W. Va. | Conn.               | R. I. | N. Y. | Pa.  | Md.  | W. Va. |
| Stage at First Harvest | N               | Aftermath | Cut   |      |      |        |                     |       |       |      |      |        |
| Pre-joint              | High            | 4.18      | 3.53  | 4.42 | 3.09 | 3.96   | 3.76                | 2.78  | 2.73  | 1.62 | 2.06 | 2.62   |
|                        | High Low        | 3.88      | 3.66  | 4.45 | 3.17 | 4.05   | 3.70                | 2.34  | 2.84  | 1.64 | 2.06 | 2.43   |
|                        | Low High        | 2.66      | 1.50  | 3.38 | 2.28 | 2.71   | 2.83                | 1.49  | 1.17  | 1.90 | 1.52 | 1.75   |
| Early head             | Low Low         | 2.62      | 1.80  | 3.32 | 2.30 | 2.85   | 2.89                | 1.73  | 1.52  | 1.07 | 1.56 | 1.68   |
|                        | High High       | 4.50      | 3.68  | 4.80 | 3.30 | 3.71   | 4.32                | 3.03  | 2.30  | 1.94 | 2.27 | 3.04   |
|                        | High Low        | 3.98      | 3.73  | 4.66 | 3.38 | 3.87   | 3.88                | 2.39  | 2.67  | 2.07 | 2.28 | 2.74   |
| Early bloom            | Low High        | 2.96      | 1.59  | 3.42 | 2.34 | 2.67   | 3.28                | 1.74  | 1.11  | 1.30 | 1.86 | 2.31   |
|                        | Low Low         | 3.25      | 2.04  | 3.45 | 2.51 | 3.02   | 3.22                | 1.98  | 1.52  | 1.52 | 2.05 | 2.29   |
|                        | High High       | 5.05      | 4.55  | 5.50 | 3.63 | 4.53   | 5.23                | 2.67  | 2.41  | 1.71 | 1.89 | 2.71   |
| Past bloom             | High Low        | 4.84      | 4.57  | 5.46 | 3.81 | 4.69   | 4.71                | 2.30  | 2.48  | 2.05 | 1.86 | 2.42   |
|                        | Low High        | 3.22      | 2.10  | 4.33 | 2.60 | 3.01   | 3.68                | 1.52  | 1.10  | .85  | 1.37 | 1.78   |
|                        | Low Low         | 3.48      | 2.17  | 4.53 | 2.74 | 3.37   | 3.72                | 1.56  | 1.34  | 1.13 | 1.61 | 1.74   |
| Averages:              | High High       | 5.35      | 4.44  | 5.42 | 3.68 | 4.52   | 4.72                | 2.31  | 2.30  | 2.19 | 1.51 | 2.03   |
|                        | High Low        | 5.39      | 4.44  | 5.22 | 3.84 | 4.72   | 4.88                | 2.27  | 2.20  | 1.69 | 1.72 | 2.13   |
|                        | Low High        | 3.51      | 2.23  | 4.35 | 2.61 | 3.32   | 4.19                | 1.26  | 1.19  | 1.49 | .91  | 1.61   |
| EH                     | Low Low         | 3.59      | 2.24  | 4.26 | 2.61 | 3.53   | 4.12                | 1.23  | 1.15  | .81  | 1.36 | 1.50   |
|                        | High High       | 3.34      | 2.62  | 3.90 | 2.69 | 3.42   | 3.29                | 2.09  | 2.06  | 1.38 | 1.80 | 2.12   |
|                        | High Low        | 3.67      | 2.76  | 4.08 | 2.90 | 3.32   | 3.67                | 2.28  | 1.98  | 1.71 | 2.14 | 2.60   |
| EB                     | Low High        | 4.15      | 3.36  | 4.95 | 3.22 | 3.90   | 4.33                | 2.01  | 1.83  | 2.20 | 1.68 | 2.16   |
|                        | Low Low         | 4.46      | 3.34  | 4.81 | 3.18 | 4.02   | 4.48                | 1.77  | 1.71  | 1.82 | 1.45 | 1.82   |
|                        | High High       | 4.65      | 4.08  | 4.99 | 3.50 | 4.26   | 4.40                | 2.51  | 2.53  | 1.80 | 1.96 | 2.52   |
| PB                     | High Low        | 3.16      | 1.97  | 3.88 | 2.49 | 3.07   | 3.49                | 1.56  | 1.26  | 1.10 | 1.57 | 1.83   |
|                        | Low High        | 3.93      | 2.95  | 4.45 | 2.94 | 3.56   | 4.00                | 2.10  | 1.85  | 2.23 | 1.71 | 2.23   |
|                        | Low Low         | 3.88      | 3.09  | 4.42 | 3.06 | 3.78   | 3.89                | 1.98  | 1.96  | 1.50 | 1.81 | 2.12   |

TABLE 5B

Dry Matter Produced by Late Maturing Orchardgrass Varieties (Average for 1960-1962)

| Treatment                         | Stage at First Harvest | Total Yield T A |       |          |      | Aftermath Yield T A |       |          |      |
|-----------------------------------|------------------------|-----------------|-------|----------|------|---------------------|-------|----------|------|
|                                   |                        | S 37            |       | Pennlate |      | S 37                |       | Pennlate |      |
|                                   |                        | Comm.           | N. Y. | Pa.      | Md.  | Comm.               | N. Y. | Pa.      | Md.  |
| Pre-joint                         | High                   | 3.94            | 4.27  | 3.15     | 3.44 | 2.52                | 2.11  | 1.27     | 1.76 |
|                                   | High                   | 3.42            | 3.25  | 3.29     | 3.29 | 1.71                | 1.99  | 1.29     | 1.47 |
|                                   | Low                    | 2.14            | 3.26  | 2.16     | 2.07 | 1.19                | 1.49  | .70      | 1.13 |
|                                   | Low                    | 2.44            | 3.25  | 2.31     | 2.30 | 1.32                | 1.44  | .69      | 1.20 |
| Early head                        | High                   | 3.72            | 4.52  | 3.45     | 3.36 | 2.66                | 2.45  | 2.05     | 1.66 |
|                                   | High                   | 3.32            | 4.33  | 3.60     | 3.49 | 2.23                | 2.26  | 2.08     | 1.82 |
|                                   | Low                    | 2.52            | 3.55  | 1.96     | 2.40 | 1.66                | 1.82  | 1.16     | 1.52 |
|                                   | Low                    | 2.36            | 3.56  | 1.99     | 2.31 | 1.60                | 1.86  | 1.15     | 1.56 |
| Early bloom                       | High                   | 4.65            | 5.09  | 3.59     | 3.69 | 2.32                | 2.12  | 1.56     | 1.39 |
|                                   | High                   | 4.11            | 5.19  | 3.59     | 3.64 | 1.83                | 2.30  | 1.53     | 1.49 |
|                                   | Low                    | 2.78            | 4.07  | 2.45     | 2.29 | 1.29                | 1.47  | .80      | 1.01 |
|                                   | Low                    | 2.62            | 4.12  | 2.43     | 2.43 | 1.21                | 1.53  | .93      | 1.16 |
| Past bloom                        | High                   | 4.18            | 4.95  | 3.63     | 3.83 | 2.01                | 1.71  | 1.23     | .99  |
|                                   | High                   | 4.08            | 4.96  | 3.50     | 3.88 | 1.89                | 1.65  | 1.15     | 1.14 |
|                                   | Low                    | 2.93            | 4.19  | 2.53     | 2.79 | 1.22                | 1.19  | .64      | .87  |
|                                   | Low                    | 2.75            | 4.34  | 2.37     | 2.65 | 1.12                | 1.25  | .58      | .81  |
| Averages:<br>Pj<br>EH<br>EB<br>PB | High                   | 3.93            | 4.67  | 3.47     | 3.59 | 2.15                | 2.08  | 1.52     | 1.46 |
|                                   | Low                    | 2.57            | 3.79  | 2.28     | 2.40 | 1.33                | 1.51  | .83      | 1.16 |
|                                   | High                   | 3.36            | 4.24  | 2.86     | 2.98 | 1.86                | 1.79  | 1.18     | 1.29 |
|                                   | Low                    | 3.14            | 4.23  | 2.88     | 3.01 | 1.61                | 1.78  | 1.18     | 1.33 |









