

1-1-2016

Magnetospheric Multiscale Satellites Observations Of Parallel Electric Fields Associated With Magnetic Reconnection

R. E. Ergun

K. A. Goodrich

F. D. Wilder

P. A. Cassak

Follow this and additional works at: https://researchrepository.wvu.edu/faculty_publications

Digital Commons Citation

Ergun, R. E.; Goodrich, K. A.; Wilder, F. D.; and Cassak, P. A., "Magnetospheric Multiscale Satellites Observations Of Parallel Electric Fields Associated With Magnetic Reconnection" (2016). *Faculty Scholarship*. 1022.
https://researchrepository.wvu.edu/faculty_publications/1022

This Article is brought to you for free and open access by The Research Repository @ WVU. It has been accepted for inclusion in Faculty Scholarship by an authorized administrator of The Research Repository @ WVU. For more information, please contact ian.harmon@mail.wvu.edu.

MMS Observations of Parallel Electric Fields Associated with Magnetic Reconnection

R. E. Ergun^{1,2}, K. A. Goodrich^{1,2}, F. D. Wilder², J. C. Holmes^{1,2}, J. E. Stawarz^{1,2}, S. Eriksson², A. P. Sturmer^{1,2}, D. M. Malaspina¹, M. E. Usanova¹, R. B. Torbert^{3,4}, P.-A. Lindqvist⁵, Y. Khotyaintsev⁶, J. L. Burch⁴, R. J. Strangeway⁷, C. T. Russel⁷, C. J. Pollock⁸, B. L. Giles⁸, M. Hesse⁸, L. J. Chen⁹, G. Lapenta¹⁰, M.V. Goldman¹¹, D. L. Newman¹¹, S. J. Schwartz^{2,12}, J. P. Eastwood¹², T. D. Phan¹³, F. S. Mozer¹³, J. Drake⁹, M. A. Shay¹⁴, P. A. Cassak¹⁵, R. Nakamura¹⁶, and G. Marklund⁵

¹ Department of Astrophysical and Planetary Sciences, University of Colorado, Boulder, Colorado, 80303, USA

² Laboratory of Atmospheric and Space Sciences, University of Colorado, Boulder, Colorado, 80303, USA

³ University of New Hampshire, Durham, New Hampshire, USA

⁴ Southwest Research Institute, San Antonio TX, USA

⁵ KTH Royal Institute of Technology, Stockholm, Sweden

⁶ Swedish Institute of Space Physics (Uppsala), Uppsala, Sweden

⁷ University of California, Los Angeles, Los Angeles, California, USA

⁸ NASA, Goddard Space Flight Center, Greenbelt, Maryland, USA

⁹ University of Maryland, College Park, Maryland, USA

¹⁰ Leuven Universiteit, Leuven, Belgium

¹¹ Department of Physics, University of Colorado, Boulder, Colorado, USA.

¹² The Blackett Laboratory, Imperial College London, United Kingdom

¹³ Space Sciences Laboratory, University of California, Berkeley, California, USA

¹⁴ University of Delaware, Newark, Delaware, USA

¹⁵ West Virginia University, Morgantown, West Virginia, USA

¹⁶ Space Research Institute, Austrian Academy of Sciences, Graz, Austria

ABSTRACT

We report observations from the Magnetospheric Multiscale (MMS) satellites of parallel electric fields (E_{\parallel}) associated with magnetic reconnection in the sub-solar region of Earth's magnetopause. E_{\parallel} events near the electron diffusion region have amplitudes on the order of 100 mV/m, which are significantly larger than predicted for an anti-parallel reconnection electric field. This article addresses a specific type of E_{\parallel} events, which appear as large-amplitude, near unipolar spikes that are associated with tangled, reconnected magnetic fields. These E_{\parallel} events are primarily in or near a current layer near the separatrix and are interpreted to be double layers that may be responsible for secondary reconnection in tangled magnetic fields or flux ropes. These results are telling of the 3D nature of magnetopause reconnection and indicate that magnetopause reconnection may be often patchy and/or drive turbulence along the separatrix that results in flux ropes and/or tangled magnetic fields.

I. INTRODUCTION

Magnetic reconnection is a fundamental process that enables a change of magnetic topology in space, solar, astrophysical, and laboratory plasmas. While understood on ion scales in 2D, the electron-scale physics and the 3D nature of magnetic reconnection currently is a topic of active investigation. The Magnetospheric Multiscale (MMS) mission, which has four spacecraft in a close tetrahedron, is designed to study the 3D structure of magnetic reconnection focusing on the electron diffusion region (EDR) [1,2]. MMS has two phases, the first of which examines reconnection near the sub-solar magnetopause. This region has been observed extensively at the ion-scale [3-9], but little is known at electron skin depth (λ_e) scales. This region also has been examined extensively with numerical simulations and analytic analysis [10-22].

In the sub-solar magnetopause, the shocked solar wind plasma, called magnetosheath plasma, impinges on and reconnects with the Earth's magnetosphere. The magnetosphere plasma differs from the magnetosheath plasma in density (n), ion and electron temperatures (T_i and T_e), and magnetic field (\mathbf{B}) strength. The two sides of the reconnection region therefore have dissimilar Alfvén speeds, which influence reconnection rates [19]. As a result, magnetic reconnection at the Earth's magnetopause is expected to be asymmetric [18-20].

In the magnetosheath plasma, n is a few tens of cm^{-3} and T_e is most often between 50 eV and 200 eV. T_i is typically several times T_e . The Earth's magnetosphere is dominated by magnetic (\mathbf{B}) pressure ($|\mathbf{B}| \sim 50$ nT). Often, n is a few cm^{-3} or less. T_e and T_i are on the order of 1 keV. One noteworthy exception is the intermittent presence of cold (<10 eV, $n \sim 1$ cm^{-3}) plasma in the magnetosphere. When present, the mixing with the magnetosheath plasma can result in intense wave emissions [e. g. 23].

Numerical simulations have explained many of the observed large-scale features of magnetopause reconnection in 2D and predict several of the electron-scale features [12,13,18-20, 24]. The 3D topology of magnetic reconnection is not as well understood; reconnection can drive turbulence, which can lead to complex magnetic topologies [e. g., 25, 26]. In addition, turbulence in the magnetosheath plasma can introduce irregular boundary conditions, which also can result in complex magnetic topologies. For example, 3D magnetic reconnection can be patchy, that is, not lying on a continuous X-line and having multiple X-points or X-lines [e. g. 9].

The MMS satellites have successfully detected the EDR [27] and have verified much of the fundamental electron physics predicted by simulation and theory [e. g. 21]. The observations also contain an abundance of new information on magnetic reconnection. This letter concentrates on a particular type of E_{\parallel} events, large-amplitude and unipolar, that are observed in conjunction with complex magnetic field structures. We hypothesize that these E_{\parallel} events represent secondary reconnection [25]. Patchy reconnection or turbulence along the separatrix can result in flux ropes and tangled magnetic fields, which, ultimately must resolve or untangle. We denote secondary reconnection as the process of resolving flux ropes or tangled field lines.

II. OBSERVATIONS

Figure (1) displays 5 s of data near (within a few λ_e) an EDR by the MMS1 spacecraft. This event, in particular, an encounter with the electron diffusion region by MMS2 has been discussed in detail [27]. The mission and its instruments are described in several articles [1, 2, 28-32].

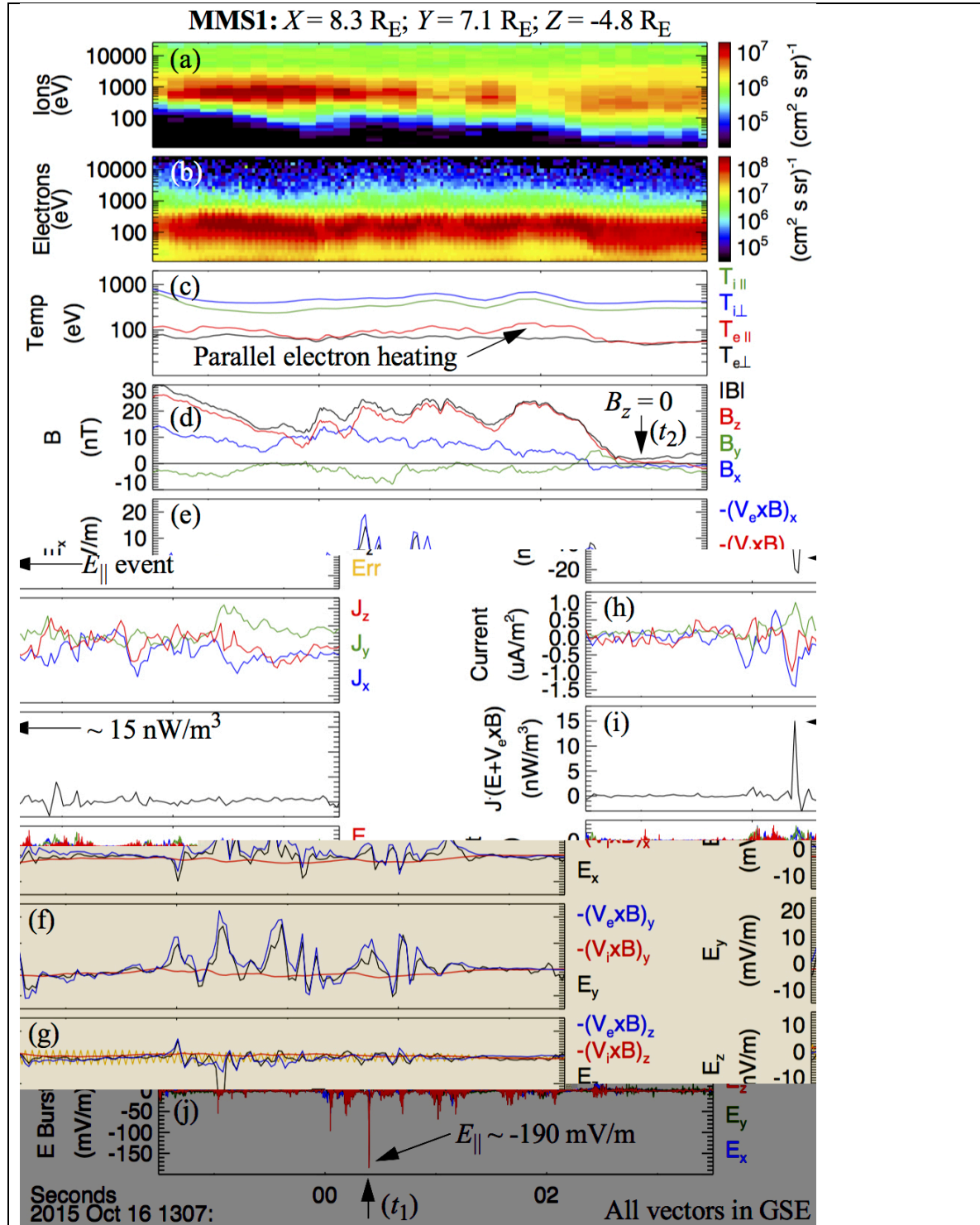


Figure 1. MMS1 near encounter with the EDR [27]. (a & b) The differential ion and electron energy flux as a function of energy (vertical axis) and time. (c) T_i and T_e . (d) \mathbf{B} . (e-g) Measured \mathbf{E} (black), $-\mathbf{V}_i \times \mathbf{B}$ (red), $-\mathbf{V}_e \times \mathbf{B}$ (blue). The orange trace in (g) is the uncertainty in E_z , alternating positive and negative. (h) \mathbf{J} derived from $V_i - V_e$. (i) Energy dissipation $\mathbf{J}(\mathbf{E} + \mathbf{V}_e \times \mathbf{B})$. (j) \mathbf{E} (from double probe) at 8,192 samples/s.

The top panels (a & b) display the ion and electron differential energy flux (color) as a function of energy (vertical axis) and time [32]. Panel (c) plots the parallel and perpendicular values of T_i and T_e . The colors are labeled on the right side of the plot. Panel (d) plots the magnetic field (\mathbf{B}) [28, 31] at 128 samples/s in Geocentric Solar Ecliptic (GSE) coordinates. X is toward the Sun, Z is normal to the ecliptic, and Y completes the system. At the beginning of the plot, MMS1 is in Earth's magnetosphere as characterized by ~ 1 keV ions and positive B_z . The electrons, however, appear to be a mixture of magnetosheath plasma and magnetosphere plasma, indicating that MMS1 is on a reconnected \mathbf{B} . At the end of the plot, MMS1 is in the magnetopause boundary.

The next three panels (e-g, displaying E_x , E_y , and E_z , respectively) plot the electric field (\mathbf{E}) in GSE coordinates with three separate techniques. The black lines are from the double probe electric field instrument [28-30] at 32 samples/s. During this period, the uncertainty in the E_x and E_y is ~ 1 mV/m. The alternating (positive/negative) orange trace in panel (g) represents the uncertainty in E_z [29], which at the time is ~ 3 mV/m. The blue lines ($-\mathbf{V}_e \times \mathbf{B}$) are derived from the cross product of the measured electron velocity (\mathbf{V}_e ; 32 samples/s) and \mathbf{B} . The red lines ($-\mathbf{V}_i \times \mathbf{B}$) are derived from the measured ion velocity (\mathbf{V}_i ; 8 samples/s).

\mathbf{E} and ($-\mathbf{V}_e \times \mathbf{B}$) are in good agreement for most of the region whereas ($-\mathbf{V}_i \times \mathbf{B}$) clearly differs, suggesting that MMS1 is inside of an ion diffusion region or a hall current region. Discrepancies between E_y and ($-\mathbf{V}_e \times \mathbf{B}$) $_y$ can be attributed to uncertainty in \mathbf{V}_e in the X -direction due to spacecraft photoelectrons. The discrepancy between the measured E_z and ($-\mathbf{V}_e \times \mathbf{B}$) $_z$ at 13:07:00.4 UT (which we call t_1), however, is clearly due to a parallel electric field, which, on a ~ 30 ms time scale, reaches ~ -20 mV/m.

Panel (h) is the current derived as $\mathbf{J} = en(\mathbf{V}_i - \mathbf{V}_e)$ where e is the fundamental charge. J_z and J_x spike to negative values immediately before the E_{\parallel} event. J_y has a positive value. The E_{\parallel} spike begins (Panel g) as J_z reaches its negative peak. Both recover to near zero at the same time. Panel (i) displays $\mathbf{J} \cdot (\mathbf{E} + \mathbf{V}_e \times \mathbf{B})$, which represents dissipation in the electron frame.

Panel (j) displays \mathbf{E} at 8,192 samples/s (low-pass filtered ~ 3.3 kHz). The red trace is E_z , which is primarily parallel to \mathbf{B} (Fig 1d; $B_z \sim |\mathbf{B}|$). One can see that E_{\parallel} dominates the high-time resolution \mathbf{E} . These data resolve E_{\parallel} at 13:07:00.4 UT as a unipolar signal reaching ~ -190 mV/m for a significantly shorter duration (~ 5 ms) than indicated in panel (g). This signal amplitude far exceeds the reconnection \mathbf{E} , which is expected to be between 1 mV/m and 5 mV/m [e.g., 21].

Figure (2) displays the approximate location of MMS1 with respect to a magnetopause reconnection region [27] during this event. There are several indications that MMS1 is less than several λ_e ($\lambda_e \sim 2$ km) from the EDR. At $\sim 13:07:03$ UT (labeled t_2 in Figs. 1 and 2), $|\mathbf{B}|$ is near zero (Fig. 1d). There is substantial electron heating as evidenced by $T_{e\parallel}$ (Fig. 1c) increasing over $T_{e\perp}$ prior to 13:07:03 UT. \mathbf{V}_i is decoupled from \mathbf{V}_e and \mathbf{E} (Figs. 1e-g). On a larger time scale, \mathbf{V}_i reverses direction from $-Z$ to $+Z$ [not displayed, see 27]. MMS2, separated by 10 km, appears to have encountered the EDR [27].

In addition to the unipolar E_{\parallel} event, strong fluctuations in E_{\parallel} (Fig. 1j) also are observed near the EDR. These strong fluctuations appear as linear waves, frequently displaying nonlinear behavior. Such waves, believed to come from mixing of magnetosphere plasma with magnetosheath plasma, have been observed previously [23, 33-34], and are discussed in a future article.

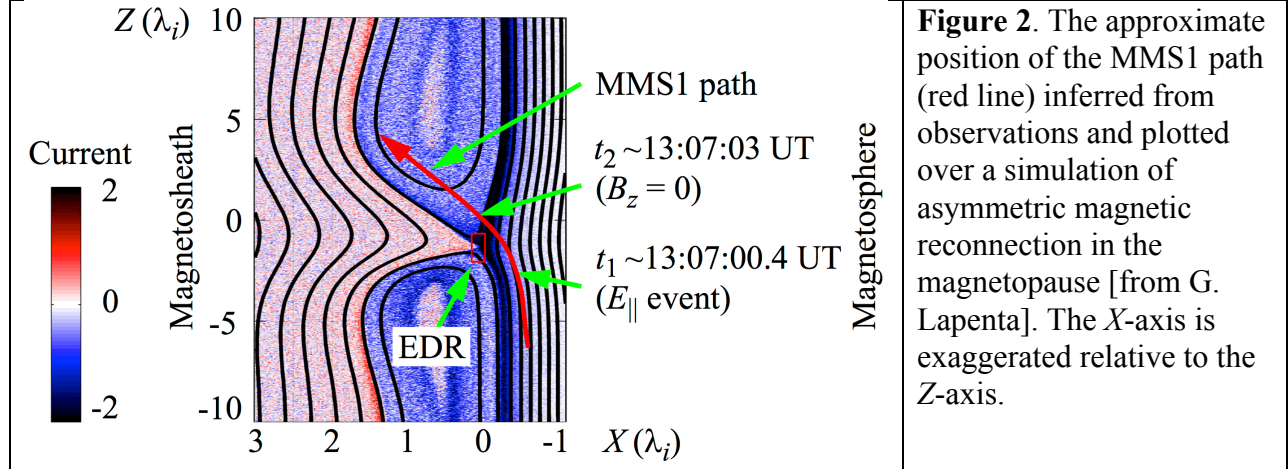


Figure 2. The approximate position of the MMS1 path (red line) inferred from observations and plotted over a simulation of asymmetric magnetic reconnection in the magnetopause [from G. Lapenta]. The X-axis is exaggerated relative to the Z-axis.

The large-amplitude, unipolar E_{\parallel} event is clearly distinct and, to our knowledge, has not been previously reported. It is observed by MMS1 only. During the E_{\parallel} event there are fluctuations in \mathbf{B} , in particular in $|\mathbf{B}|$ and out of phase oscillations in B_x and B_y (Fig. 1d). The \mathbf{B} fluctuations suggest that a flux rope or a tangled magnetic field topology that is associated with magnetic reconnection process. Larger-scale flux ropes have been observed [35, 36] and simulated [25].

Several more isolated near-unipolar, large-amplitude E_{\parallel} events have been examined. Two such events are displayed in Figure (3). These events have many common properties with the E_{\parallel} event shown in Figure (1). V_i is decoupled from V_e and \mathbf{E} . Parallel electron heating is observed. They occur near a reversal in B_z and often near a minimum in $|\mathbf{B}|$. \mathbf{B} displays fluctuations. The first of these events has a clear peak in $\mathbf{J} \cdot (\mathbf{E} + \mathbf{V}_e \times \mathbf{B}) > 0$ indicating energy dissipation.

The E_{\parallel} event (Fig. 3d) at 06:52:44.2 UT occurs in similar plasma conditions as the E_{\parallel} event in Figure (1). The magnetic field (Fig. 3a) indicates a possible twist in the B_x and B_y components at the time of the E_{\parallel} event. J_z (Fig. 3b) has a negative excursion causing a peak in dissipation (Fig. 3c). This event, however, may be farther away from the EDR than the event in Figure 1.

The plots in Figures (3e,f) cover 10 s, during which (from 09:09:56 UT to 09:09:58 UT) intense wave emissions are measured in all components of \mathbf{E} . Such emissions are frequent on the magnetosphere side of a null in $|\mathbf{B}|$ or a B_z reversal [e.g. 23]. The \mathbf{E} signal is shown for a 70 ms period in Figure (3g). The E_{\parallel} signal in Figure (3g) is AC coupled at 65,536 samples/s [29]. At 09:09:57.60 a unipolar spike at ~ -95 mV/m (red trace) lasts for roughly 2 ms followed by parallel fluctuations that are often adjacent to double layers. The large fluctuations in the E_x and E_y greatly increase the uncertainty in $\mathbf{J} \cdot \mathbf{E}$ (not shown; measured at 30 ms cadence), so we cannot conclusively determine that there is or is not strong dissipation in this particular event, especially given the short duration (2 ms) of E_{\parallel} .

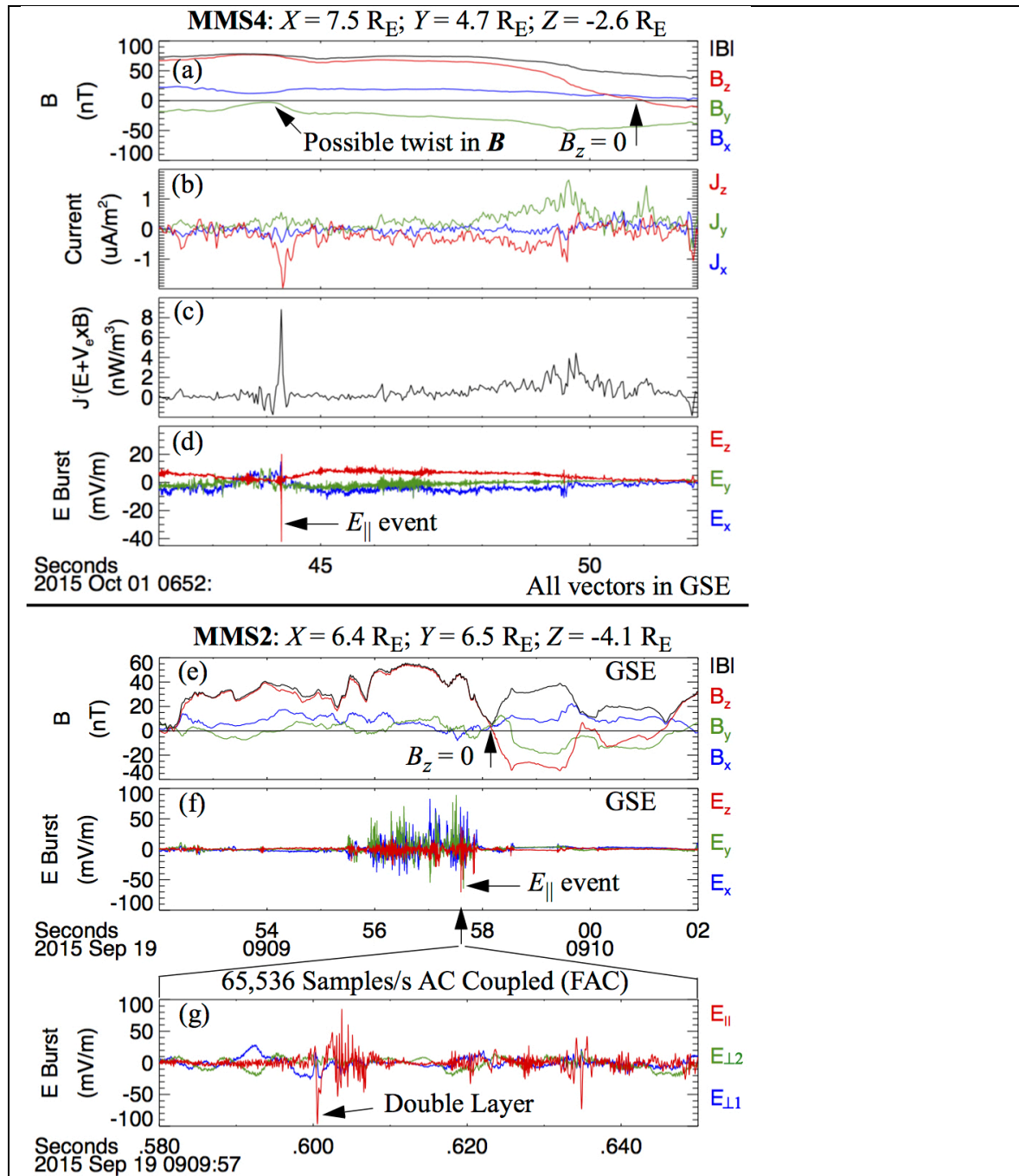


Figure 3. Near-unipolar $E_{||}$ events associated with fluctuating B . (a-d) An event from Oct.1, 2015 06:52:44.2 UT observed by MMS4. The top panel displays B . Panel (b) plots J , panel (c) displays $J(E + V_e \times B)$, and panel (d) plots E at 8,192 samples/s. The $E_{||}$ event is in the magnetosphere and ~ 7 s prior to a reversal in B_z . (e-g) Another strong, nearly unipolar $E_{||}$ event. Again, the event appears with fluctuating B , is in the magnetopause, is near to a null $|B|$, and is near a reversal in B_z . This event was captured at 65,536 samples/s (Panel g), which is in field-aligned coordinates.

III. DISCUSSION

The near-unipolar E_{\parallel} events in Figure (1j) and in Figure (3d) differ from previous double layer observations [37-39] in that no strong fluctuations are adjacent to the E_{\parallel} structure. Yet, the data indicate $\mathbf{J}\mathbf{E} > 0$, which suggests a double-layer. Since V_{ex} is >500 km/s (higher than the ion acoustic speed) in both of those events (not displayed), it is possible that the E_{\parallel} structures pass by the spacecraft perpendicular to \mathbf{B} rather than parallel to \mathbf{B} (as often observed [37-39]), thus strong fluctuations associated with accelerated electrons are not observed. It is also possible these E_{\parallel} events are double layers that endure for short periods so that the measured signal represents the lifetime of the double layer.

The unipolar E_{\parallel} event in Figures (3f-g) has similar characteristics to observations of double layers in the aurora [e.g. 37] and in the plasma sheet [38] in that strong fluctuations are observed adjacent to the unipolar E_{\parallel} structure. Double layers can develop from strong parallel currents [39] and often imply strong dissipation ($\mathbf{J}\mathbf{E} > 0$).

Several dozens of unipolar E_{\parallel} events have been identified at the time of this article. All events are accompanied by fluctuations in \mathbf{B} . Since MMS high-resolution data are selected at possible EDR regions, we do not suggest that the occurrence such E_{\parallel} events is limited to near an EDR. On the other hand, strong wave activity near the EDR often obscures identification and makes determination of $\mathbf{J}\mathbf{E} > 0$ difficult (e.g. Figs. 3e-f). In addition, the MMS satellites are likely to detect only a small fraction of the E_{\parallel} structures due to their small physical size. For this article, we concentrate on E_{\parallel} events that are located near the EDR.

The proximity of E_{\parallel} events near the EDR and the fluctuations in \mathbf{B} suggest that these E_{\parallel} events are associated with magnetic reconnection. The fluctuations in \mathbf{B} suggest flux ropes or a tangled magnetic topology, for which there are several possible sources. One possibility is patchy reconnection, which can develop magnetic islands in 2D or flux ropes if a guide field, even small, is present. Turbulence in the magnetosheath plasma, a common characteristic, may also cause patchy reconnection or tangled \mathbf{B} . Alternatively, flux ropes or tangled \mathbf{B} may be generated from turbulence resulting from the reconnection process or its outflow as has been observed in 3D simulations [25, 26].

The observations imply that the E_{\parallel} events are dissipating currents that accompany \mathbf{B} fluctuations. One hypothesis that we explore is that the unipolar E_{\parallel} events represent secondary reconnection [e. g. 25], that is, strong guide-field reconnection within a magnetic flux rope or tangled \mathbf{B} . Once developed, flux ropes or tangled \mathbf{B} cannot necessarily propagate out of the diffusion region as jets, although they can propagate into the magnetosphere or magnetosheath. One possibility is that the flux rope does not propagate at all, which represents island formation in 2D. Another possibility, which we investigate here, is that small-scale flux ropes or tangled \mathbf{B} can untangle or resolve if E_{\parallel} develops.

The presence of strong, localized E_{\parallel} on just one of the four MMS spacecraft implies that:

$$\oint E_{\parallel} \cdot ds \neq 0. \quad (1)$$

The finite integral in Equation (1) allows a magnetic field topology change [40,41]. Figure (4) shows a process of untangling magnetic fields in a cylindrical case. A localized E_{\parallel} satisfying Equation (1) and in the direction of a J_{\parallel} can support dissipation of the azimuthal magnetic field

(B_ϕ) if $\nabla \times \mathbf{E} \neq 0$. E_{\parallel} can act as secondary reconnection only if the dissipated energy ($\mathbf{J}\mathbf{E}$) is sufficient to relax B_ϕ . We can make a crude test from the observations, assuming cylindrical symmetry. The energy per unit length of the B_ϕ can be represented by:

$$W_B \simeq \int_0^{R_B} \frac{B_\phi^2}{2\mu_0} 2\pi r dr = \frac{\langle B_\phi^2 \rangle}{2\mu_0} \pi R_B^2 \quad (2)$$

where R_B is a characteristic radius of the flux rope and $\langle B_\phi^2 \rangle$ is the integrated average of B_ϕ . The energy dissipated per unit length can be expressed as:

$$W_D \simeq \int \left[\int_0^{R_{EJ}} \mathbf{E} \cdot \mathbf{J} 2\pi r dr \right] dt = \langle \mathbf{E} \cdot \mathbf{J} \rangle \pi R_{EJ}^2 \delta t \quad (3)$$

where δt is the duration of the E_{\parallel} event and R_{EJ} is the extent of the dissipation region. Integrating $\langle \mathbf{J}\mathbf{E} \rangle \delta t$ (Fig. 1i) yields 0.5 nW s. Equations (2) and (3) then suggest that $\langle B_\phi \rangle \sim 36$ nT can be dissipated if $R_B = R_{EJ}$. However, B_ϕ likely extends well past the region of $\mathbf{J}\mathbf{E} > 0$, so $R_B > R_{EJ}$. Setting $B_\phi \sim 5$ nT (from observed fluctuations in Fig. 1d) implies that $R_B \sim 3 R_{EJ}$. The energy dissipation appears to be consistent with relaxation of B_ϕ .

The scale sizes, R_{EJ} and R_B , can be bounded. We can estimate that R_{EJ} is less than ~ 10 km as only one spacecraft observes the E_{\parallel} event. It is reasonable to assume a scale size larger than λ_e (~ 2 km). Another way to bound R_B is to examine Faraday's law under the scenario in Figure (4). However, Equation (1) also must support radial electric fields (E_r) oppositely directed above and below the region of E_{\parallel} to decrease magnetic helicity [40,41], reduce J_{\parallel} and, in the end, untangle the fields. In other words,

$$\left| \oint E_{\parallel} \cdot ds \right| > \left| \oint E_r \cdot ds \right| \quad (4)$$

if there is to be reduction in B_ϕ .

The finite value in Equation (1) is balanced by E_r (integrated) and by $-\partial B_\phi / \partial t$ (integrated over area). Using Faraday's law, we can approximate that $\varepsilon E_{\parallel} \delta t \sim R_B B_\phi$ where $\varepsilon < 1$ since E_r contributes. Assigning $B_\phi = 5$ nT, and using the measured $E_{\parallel} \delta t$ (Fig. 1j), $R_B \sim \varepsilon 180$ km, implying that the $E_{\parallel} \delta t$ is more than sufficient relax a small-scale flux rope.

While crude, these tests lend credence that the E_{\parallel} structures may be associated with relaxation of turbulence near an EDR. Double layers have been reported from 3D simulations of magnetic reconnection [25-26], particularly in low β plasmas [42]. Interestingly, most observed E_{\parallel} events appear on the magnetosphere side of the reconnection, which generally has lower β than the magnetosheath side.

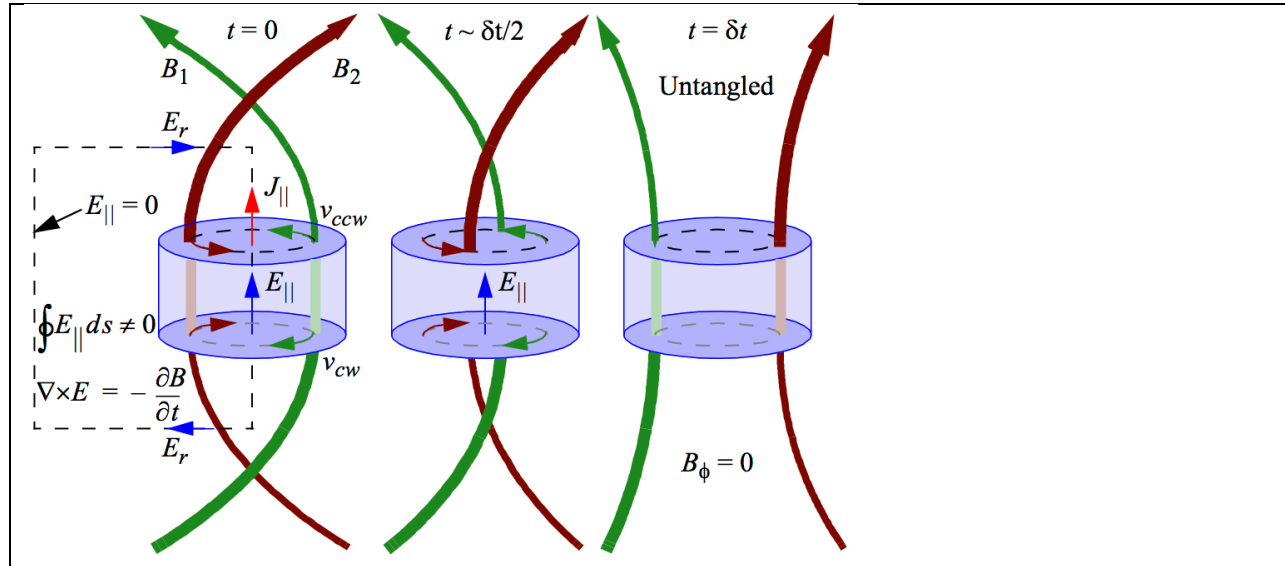


Figure 4. A 3D visualization of how a E_{\parallel} can untangle a flux rope.

IV. CONCLUSIONS

The MMS satellites have made unique observations of large-amplitude, near-unipolar E_{\parallel} events within several λ_e of the EDR. During these E_{\parallel} events, V_i is decoupled from V_e and \mathbf{E} . E_{\parallel} events are often observed on the magnetosphere side of the magnetopause, which has strong \mathbf{B} and lower-density plasma than in the magnetosheath. \mathbf{B} observations indicate fluctuations in $|\mathbf{B}|$ and/or in the perpendicular components, which is consistent with flux rope formation. The finite E_{\parallel} is consistent with a possible change in magnetic field topology [40,41]. The measured dissipation ($\mathbf{J}\mathbf{E} \delta t$) is sufficient to dissipate B_{ϕ} of a flux rope. These observations suggest (1) magnetic reconnection is best described as a 3D process that can be patchy and/or turbulent and results in tangled magnetic fields and (2) small-scale, secondary magnetic reconnection events can dissipate flux ropes that emerge from large-scale magnetic reconnection.

ACKNOWLEDGEMENTS

This work was funded by the NASA MMS project. The authors recognize the tremendous effort in developing and operating the MMS spacecraft and instruments and sincerely thank all involved. SJS thanks the Leverhulme Trust for their award of a Research Fellowship. The IRAP contribution to MMS was supported by CNES.

REFERENCES

- [1] J. L. Burch, T. E. Moore, R. B. Torbert, and B. L. Giles, *Space Sci. Rev.*, **199**, 5-21, (2016).
- [2] S. A. Fusilier *et al.*, *Space Sci. Rev.*, **199**, 77-103, (2016).
- [3] G., B. Paschmann *et al.*, *Nature*, **282** (5736), 243–246, (1979).
- [4] B. U. Ö. Sonnerup, *et al.*, *J. Geophys. Res.*, **86**, 10049–10067, (1981).
- [5] M. Øieroset, T. D. Phan, M. Fujimoto, R. P. Lin, R. P. Lepping, *Nature* **412**, 414-417 (2001).

- [6] F. S. Mozer, S. D. Bale, and T. D. Phan, *Phys. Rev. Lett.*, **89**, 015002, (2002).
- [7] P. Louarn, *et al.*, *Geophys. Res. Lett.*, **31**, L19805, (2004).
- [8] T. D. Phan, J. F. Drake, M. A. Shay, F. S. Mozer, and J. P. Eastwood, *Phys. Rev. Lett.*, **99**, 255002, (2007).
- [9] G. Paschmann, M. Øieroset, and T. Phan, *Space Sci. Rev.*, 178 (2–4), 385–417, (2013).
- [10] M. Hoshino and A. Nishida, *J. Geophys. Res.*, **88**, 6926-6936, (1983).
- [11] D. Biskamp, E. Schwarz, and J. F. Drake, *Phys. Plasmas*, **4**, 1002-1009, (1997).
- [12] M. A. Shay, J. F. Drake, R. E. Denton, and D. Biskamp, *J. Geophys. Res.*, **103**, 9165 -9176, (1998).
- [13] M. Hesse and D. Winske, *J. Geophys. Res.*, **103**, 26,479, (1998).
- [14] J. Birn, *et al.*, *J. Geophys. Res.*, **106**, 3715-3719, (2001).
- [15] P. L. Pritchett, and F. V. Coroniti, *J. Geophys. Res.*, **109**, A01220, (2004).
- [16] J. F. Drake, M. Swisdak, H. Che, and M. A. Shay, *Nature*, **443**, 553-556, (2006).
- [17] G. Lapenta, D. Krauss-Varban, H. Karimabadi, J. D. Huba, L. I. Rudakov, and P. Ricci, *Geophys. Res. Lett.*, **33**, L10102, (2006).
- [18] P. A. Cassak and M. A. Shay, *Phys. Plasmas* **14**, 102114 (2007).
- [19] J. F. Drake, M. A. Shay, and M. Swisdak, *Phys. Plasmas*, **15**, 042306 (2008).
- [20] J. Egedal, A. Le, P. L. Pritchett, and W. Daughton, *Phys. Plasmas* **18**, 102901 (2011).
- [21] M. Hesse, N. Aunai, D. Sibeck, and J. Birn, *Geophys. Res. Lett.* **41**, 24, 8673-8680, (2014).
- [22] P. A. Cassak, *et al.*, *Phys. Plasmas* **22**, 020705 (2015).
- [23] Labelle, J., and R. A. Treumann, *Space Sci. Rev.*, **47**, 175–202, (1988).
- [24] J. R. Shuster, L.-J. Chen, M. Hesse, M. R. Argall, W. Daughton, R. B. Torbert, and N. Bessho, *Geophys. Res. Lett.*, **42**, 2586-2593, (2015).
- [25] G. Lapenta, S. Markidis, M. V. Goldman, and D. L. Newman, *Nature Physics* **11**, (2015).
- [26] W. Daughton, V. Roytershteyn, H. Karimabadi, L. Yin, B. J. Albright, B. Bergen, and K. J. Bowers, *Nat. Phys.* **7**, 539 (2011).
- [27] J. L. Burch *et al.*, *Science*, in press, (2016).
- [28] R. B. Torbert *et al.*, *Space Sci. Rev.*, **199**, 105-135, (2016).
- [29] R. E. Ergun, *et al.*, *Space Sci. Rev.*, **199**, 167-188, (2016).
- [30] P.-A. Lindqvist *et al.*, *Space Sci. Rev.*, **199**, 137-165, (2016).
- [31] C. T. Russell *et al.*, *Space Sci. Rev.*, **199**, 189-256, (2016).
- [32] C. Pollock *et al.*, *Space Sci. Rev.*, **199**, 331-406, (2016).
- [33] M. Øieroset *et al.*, *J. Geophys. Res.*, **119**, 6256–6272, (2014).
- [34] J. F. Drake, M. Swisdak, C. Cattell, M. A. Shay, B. N. Rogers, A. Zeiler, *Science* **299**, 873–877 (2003).
- [35] M. Øieroset *et al.*, *Phys. Rev. Lett.*, **107**, 165007, (2011).
- [36] J. Zhong, *J. Geophys. Res.*, **118**, 1904–1911, (2013).
- [37] L. Andersson, R. E. Ergun, D. L. Newman, J. P. McFadden, C. W. Carlson, and Y.-J. Su, *Phys. Plasmas* **9**, 3600 (2002).
- [38] R. E. Ergun *et al.*, *Phys. Rev. Lett.*, **102** (15), 155002, (2009).
- [39] D. L. Newman, M. V. Goldman, R. E. Ergun, and A. Mangeney, *Phys. Rev. Lett.* **87**, 255001 (2001).
- [40] M. Hesse, T. Forbes, and J. Birn, *Astrophys. J.* **631**, 1227 (2005).
- [41] M. Hesse, and K. Schindler, *J. Geophys. Res.*, **93** (A6), 5559-5567, (1988).
- [42] J. Egedal, W. Daughton, A. Le, and A. L. Borg, *Phys. Plasmas* **22**, 101208 (2015).