

---

Maine Collection

---

11-1988

## Acute Care Bed Need in Maine: General Use Acute Care Facilities in Maine : Utilization, Occupancy Rates, and Bed Need Projected to 1990 and 1995

Stephen Greenberg

Follow this and additional works at: [https://digitalcommons.usm.maine.edu/me\\_collection](https://digitalcommons.usm.maine.edu/me_collection)




Part of the [Health and Medical Administration Commons](#), [Health Economics Commons](#), [Health Information Technology Commons](#), [Health Services Administration Commons](#), [Health Services Research Commons](#), [Medical Sciences Commons](#), [Medical Specialties Commons](#), and the [Nursing Commons](#)

---

### Recommended Citation

Greenberg, Stephen, "Acute Care Bed Need in Maine: General Use Acute Care Facilities in Maine : Utilization, Occupancy Rates, and Bed Need Projected to 1990 and 1995" (1988). *Maine Collection*. 116. [https://digitalcommons.usm.maine.edu/me\\_collection/116](https://digitalcommons.usm.maine.edu/me_collection/116)

This Book is brought to you for free and open access by USM Digital Commons. It has been accepted for inclusion in Maine Collection by an authorized administrator of USM Digital Commons. For more information, please contact [jessica.c.hovey@maine.edu](mailto:jessica.c.hovey@maine.edu).



# ACUTE CARE BED NEED IN MAINE 1990 AND 1995

John R. McKernan Jr.  
Governor



Rollin Ives  
Commissioner

RA  
981  
M2  
G744  
1988

UNIVERSITY OF  
PORTLAND  
CAMPUS  
LIBRARY  
SOUTHERN MAINE

ACUTE CARE BED NEED IN MAINE

RA  
981  
m2  
G744  
1988

General Use Acute Care Facilities in Maine;  
Utilization, Occupancy Rates, and Bed Need  
Projected to  
1990 and 1995

by

Stephen Greenberg  
Planning and Research Associate  
Office of Data, Research, and Vital Statistics

Prepared at the request of the  
Division of Planning, Bureau of Health  
Maine Department of Human Services



John R. McKernan, Jr.  
Governor

Rollin Ives,  
Commissioner

Produced under Appropriations 1310.4, 1305.1065 and 3310.2950

November, 1988

*Rollin Ives 2/14/89*

## FOREWORD

This report contains projections of the need for acute care beds in Maine in the years 1990 and 1995, based on the bed need standards published in the 1985 State Health Plan for Maine. The 1985 standards are used to project the overall need for acute care beds on a statewide basis as well as the need for specific services at individual hospitals.

The analysis presented here will be used by the Department of Human Services' Bureau of Health in the preparation of a new State Health Plan and in the consideration of certificate of need reviews of hospital proposals for changes in hospital bed complements. The material contained in this report should also be of use to hospital administrators, third party payors, and other agencies and organizations involved in the provision of acute care services.

The project was undertaken at the request of Michael Reid, Ph.D., then Director of the Division of Planning within the Bureau of Health; Dr. Reid provided continuing guidance in the development of the analytic approach and of this report. Margaret Mueller-Shore, Comprehensive Health Planner, collaborated with Dr. Reid on the overview and discussion sections and conducted the final editing and review.

Data compilation, analysis, user guidance, table presentation and report preparation were carried out by Stephen Greenberg, Planning and Research Associate in the Office of Data, Research, and Vital Statistics, under the general direction of Office Director, Ellen Naor, and Donald Lemieux, Director of the Office's Statistical Services Unit. The report was typed and prepared for publication by Sue Whitley.

TABLE OF CONTENTS

|   | <u>Page No.</u> |
|---|-----------------|
| Overview and Discussion of Findings.....  | 1               |
| Using the Data: An Example.....   | 14              |
| List of Detailed Tables.....  | 20              |
| <br>Text Figures  |                 |
| Figure A. Expected Patient Days and Hospital Beds Applying 1985<br>State Health Plan Use Rate Standards to Maine<br>Population, 1980-1995.....  | 4               |
| Figure B. 1986 Bed Complement and Projected 1990 Need, by Service<br>by Hospital and by County.....   | 8               |
| Figure C. 1986 Bed Complement and Projected 1995 Need, by Service<br>by Hospital and by County.....   | 10              |
| Figure D. Summary of Procedure to Determine Hospital Bed Supply by<br>Applying 1985 State Health Plan Use Rate Standard.....  | 15              |
| Figure E. Expected Patient Days and Hospital Beds Applying 1985<br>State Health Plan Use Rate Standards to Maine<br>Population, 1980-1995 (Same as Figure A).....   | 16              |
| Figure F. Maine's Certificate of Need Medical/Surgical Occupancy<br>Rate Standard and Occupancy Guideline for Internal<br>Planning and Appropriateness Review and Bed Range by<br>Average Daily Census, Maine 1981..... | 17              |
| <br>Appendices  |                 |
| I. Standards Relating to Utilization, Occupancy Rates, and<br>Bed Supply for General Hospitals.....   | 91              |
| 1. State-wide Number of Patient Days  |                 |
| 2. State-wide Occupancy Rate  |                 |
| 3. State-wide Number of Beds  |                 |
| 4. Patient Days by Community Area   |                 |
| 5. Allocation of Patient Days to Specific Hospitals   |                 |
| 6. Obstetrical Patient Days for a Hospital  |                 |
| 7. Appropriate Bed Complement for a Hospital  |                 |
| 8. Institutional Medical/Surgical Bed Occupancy Rates   |                 |
| 9. Psychiatric and Alcohol Rehabilitation Occupancy Rates   |                 |
| 10. Number of ICU/CCU Beds per Hospital   |                 |
| 11. Obstetrics Bed Occupancy Rates  |                 |
| II. Minor Civil Divisions within Maine's 66 Community Areas....   | 95              |
| III. Technical Notes on Sources and Limitations of Data.....  | 99              |



## OVERVIEW AND DISCUSSION OF FINDINGS

By Margaret Mueller-Shore, MPH, and Michael Reid, Ph.D.

### I. Introduction

In 1987, the Division of Planning was directed to prepare a revised State Health Plan. As part of that assignment, the Division requested the Office of Data, Research, and Vital Statistics to use the bed need standards in the 1985 State Health Plan for Maine<sup>1</sup> to project the need for acute care beds in 1990 and 1995. The only other time that bed need standards had been applied comprehensively was in 1981.

The 1985 standards are used here to project the overall need for acute care beds on a statewide basis and the need for medical/surgical (including medical rehabilitation and pediatric medical/surgical) beds, obstetrical beds, intensive care/cardiac care beds, psychiatric beds, and alcohol rehabilitation beds on a hospital-specific basis.

In addition to its use in a new State Health Plan, a new analysis using the 1985 standards will be helpful to hospital administrators, third party payors and others interested in the hospital field. The Maine Certificate of Need statute requires the Department of Human Services to consider the State Health Plan in reviewing proposals submitted by health care facilities; an updated analysis of bed need will be valuable for certificate of need reviews of hospital proposals for changes in bed complements.

A. Background: The medical/surgical bed need standards in the 1985 State Health Plan were the product of a task force assembled in 1980 by the Maine State Health Coordinating Council to review and revise the standards in the 1980 State Health Plan. The 1980 State Health Plan standards were heavily based on studies conducted by the Maine Health Systems Agency. The Council Task Force was composed of representatives of key health care organizations, including the Council, the Maine Osteopathic Association, the Maine State Nurses Association, the Maine Hospital Association, the Maine Medical Association, the Maine Health Information Center, the Maine Health Systems Agency, Blue Cross and Blue Shield of Maine, and Unionmutual. The Division of Planning of the Department of Human Services provided staff support to the Task Force.

The medical/surgical task force recommendations were incorporated into the 1981 State Health Plan for Maine. The Maine State Health Coordinating Council also adopted standards for intensive care/cardiac care beds, obstetrical beds, psychiatric beds and alcohol rehabilitation beds after committee studies and reviewing comments and suggestions from knowledgeable people.

In each of the acute care bed service areas, the Council and its technical advisers sought a balance between having a sufficient number of beds to assure that patients in need of care will have beds available to them and having no more beds than necessary to achieve efficient levels of utilization.

<sup>1</sup>1985 State Health Plan for Maine, Volume III, Maine Standards for Acute Care Facilities and Services, Maine State Health Coordinating Council, Augusta, Maine, 1985.



B. Population-based Approach: The standards generally are population-based. This means, first, that the basic units of analysis are the actual and projected levels of use of acute care facilities by the residents of specified geographic areas. This method was chosen because it reflects the behavior and preferences of the people. The major alternative method is to do facility-based planning, focusing on the institutions' behavior instead of the population. Population-based facilities planning allows all use of a hospital to be reflected, regardless of the places of residence of the patients. Facilities-based planning usually is characterized by the creation of hospital service areas and the apportionment of each area's population and use among hospitals in the area. In this approach, use of a hospital by populations of areas outside the hospital service area usually is not considered in planning for the hospital.

A second aspect of the population-based approach in the standards is that it recognizes and incorporates different rates of hospital use by different age groups. Thus it is sensitive to changes in the age structure of the populations in the geographic areas under study. Further, the methods in the standards use population projections for each age group and their use rates in the geographic areas to produce estimates of hospital use in the future.

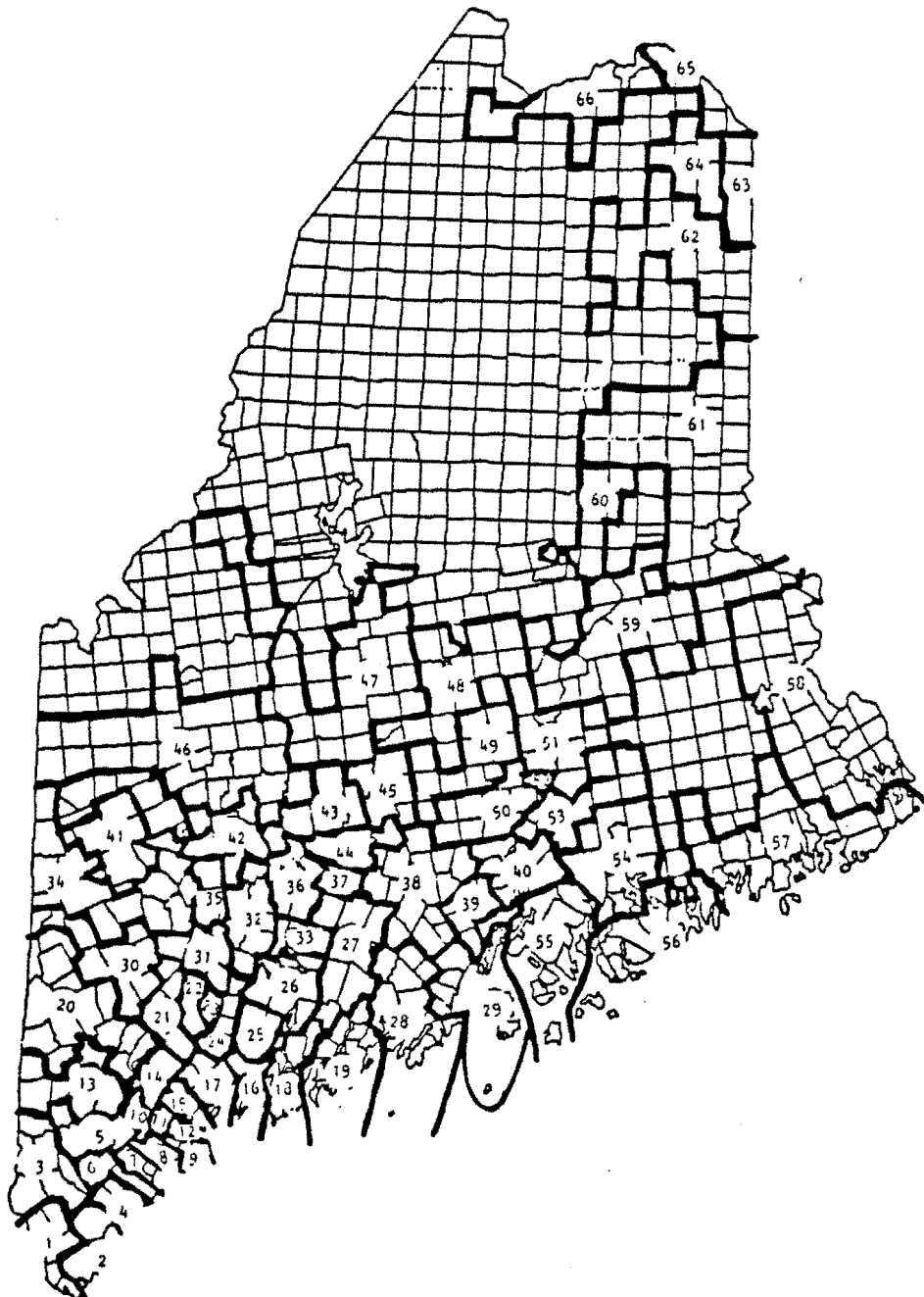
In the 1981 Task Force analysis, Maine was divided into 66 geographic areas for applying the State Health Plan standards. Those areas, shown in the accompanying map, were based on utilization patterns, population size, contiguity, and other factors.

C. Factors Outside the Standards: There are several aspects of hospital use that are not directly reflected in the State Health Plan standards and which might merit consideration in planning for acute care beds in the future. Some of these are developments in the field which have affected use, such as the prospective payment systems created by the federal government for the Medicare program and by the Maine Legislature (administered by the Maine Health Care Finance Commission), which were designed to limit cost increases in hospital care. Insurers and other payment sources have encouraged the provision of services on ambulatory and day treatment bases instead of through overnight hospital stays. These and other factors, such as improved health status, have led to reductions in hospital admissions, patient days, and lengths of stay since 1981. The standards do not distinguish among the patient days according to the severity of the conditions experienced by the patients. However, these developments or considerations should have no major implications for the application of the State Health Plan bed need standards, except to lead to slight overstatement of the need for beds.

The standards were not designed to reflect other kinds of changes. Because they are to a substantial degree dependent on historical use of acute care by population groups, their application will not anticipate significant changes in the level of utilization. For example, the institution of a new acute care service could lead to increased inpatient utilization, a change in technology could lead to greater substitution of outpatient for inpatient care, increased incidence of a disease, such as AIDS, could produce greater utilization of hospital beds, and unexpected improvements in health status could lead to reduced demand for acute care services.

# MAINE COMMUNITY HEALTH PLANNING AREAS

APRIL, 1985



Note: The 66 Maine Community Health Planning Areas were developed by the Office of Health Planning and Development, 1981.

Source: Smiley, Deborah A. Directory of Health Facilities by County, 1985.  
Augusta: Maine Department of Human Services, (1985).

Data appearing in this Figure were extracted from Table D.19.

Prepared by: Division of Data and Research, Office of Health Planning and Development,  
Bureau of Medical Services, Maine Department of Human Services. May, 1985.

Figure A

Expected Patient Days and Hospital Beds Applying 1985 State Health Plan Use Rate Standards to Maine Population, 1980-1995

| Age Group  | Maximum "Appropriate" Number of Days of Acute Care per 1,000 Population | - 1980 -         |              | - 1985 -            |              | - 1990 -              |              | - 1995 -              |              |
|--|---|------------------|--------------|---------------------|--------------|-----------------------|--------------|-----------------------|--------------|
|  |   | Population Count | Patient Days | Population Estimate | Patient Days | Population Projection | Patient Days | Population Projection | Patient Days |
| 0-14   | 250   | 256,970          | 64,243       | 252,770             | 63,193       | 260,250               | 65,063       | 258,660               | 64,665       |
| 15-44  | 750   | 507,374          | 380,531      | 532,870             | 399,653      | 543,570               | 407,678      | 530,000               | 397,500      |
| 45-64  | 1,350   | 219,398          | 296,187      | 220,300             | 297,405      | 231,500               | 312,525      | 263,550               | 355,793      |
| 65+  | 3,500   | 140,918          | 493,213      | 157,850             | 552,475      | 169,950               | 594,825      | 178,900               | 626,150      |
| Total  |   | 1,124,660        | 1,234,173    | 1,163,790           | 1,312,725    | 1,205,270             | 1,380,090    | 1,231,110             | 1,444,108    |
| Reported Number of Acute Care Inpatient Days   |   |                  |              |                     |              |                       |              |                       |              |
|  | General Use Facilities  |                  | 1,209,140    |                     | 1,062,755    |                       |              |                       |              |
|  | Federal and State Facilities  |                  | 266,809      |                     | 180,188      |                       |              |                       |              |
|  | Total Acute Care Facilities   |                  | 1,475,949    |                     | 1,242,943    |                       |              |                       |              |
| Age-Adjusted Maximum "Appropriate" Number of Patient Days per 1,000 Population                                 |   |                  |              |                     |              |                       |              |                       |              |
|  |   |                  | 1,097.4      |                     | 1,128.0      |                       | 1,145.0      |                       | 1,173.0      |
| Age-Adjusted Maximum "Appropriate" Average Daily Census (ADC) per 1,000 Population                             |   |                  |              |                     |              |                       |              |                       |              |
|  |   |                  | 3.0          |                     | 3.1          |                       | 3.1          |                       | 3.2          |
| Age-Adjusted Maximum "Appropriate" Number of Acute Care Hospital Beds per 1,000 Population Given 80% Occupancy |   |                  |              |                     |              |                       |              |                       |              |
|  |   |                  | 3.8          |                     | 3.9          |                       | 3.9          |                       | 4.0          |
| Age-Adjusted Maximum "Appropriate" Number of Acute Care Hospital Beds Given 80% Occupancy                      |   |                  |              |                     |              |                       |              |                       |              |
|  |   |                  | 4,227        |                     | 4,496        |                       | 4,726        |                       | 4,946        |
| Percent Increase from Earlier Period   |   |                  |              |                     |              |                       |              |                       |              |
|  |   |                  |              |                     | 6.4%         |                       | 5.1%         |                       | 4.6%         |
| Reported Number of Staffed Acute Care Beds   |   |                  |              |                     |              |                       |              |                       |              |
|  | General Use Facilities  |                  | 4,528        |                     | 4,554        |                       |              |                       |              |
|  | Federal and State Facilities  |                  | 970          |                     | 888          |                       |              |                       |              |
|  | Total Acute Care Facilities   |                  | 5,498        |                     | 5,442        |                       |              |                       |              |

Sources of Population Data: 1980 U.S. Census; 1985 Estimates, 1990 and 1995 Projections by ODRVS, published June, 1987.

Source of Standards: 1985 State Health Plan for Maine, Volume III: Maine Standards for Acute Care Facilities and Services (pp.4-8), Office of Health Planning and Development.

Source of Reported Numbers of Inpatient Days and Staffed Beds: Maine Health Facilities, Resources and Utilization, Annual Report, 1980 published 7/82 and 1985 published 6/87, ODRVS.

Table Prepared by Office of Data, Research, and Vital Statistics; Maine Department of Human Services. December, 1987.

filename: STANDARD(61) on disk 03-031

NOTE: Figure A is repeated as Figure E for easy reference.

In addition, the reliance of these standards on historical use rates and patterns may produce bed need projections which slightly over- or underestimate need for beds for specific hospitals. Thus, application of the standards for a facility whose overall use is declining will overestimate the number of beds appropriate for the facility. Conversely, a hospital which is experiencing increased use will have its number of needed beds underestimated. Given the trends of the past few years, the results of applying the 1985 Plan standards will be to overestimate the need for beds in most hospitals and underestimate the need in a few.

## II. Summary of Findings

The standards in the 1985 State Health Plan for Maine address two levels of acute care bed need: statewide and hospital-specific. Because of different assumptions and methods, the application of the two levels of standards produces markedly different estimates of numbers of beds needed. This section will summarize the results of applying the standards at these two levels.

A. Statewide Bed Need: The standards for determining the needed number of beds on a statewide level are based on:

- 1) A maximum number of appropriate patient days for each of four age groups;
- 2) A single overall minimum occupancy rate (80%) for all acute care facilities;
- 3) Treating all patient days as identical acute care patient days, regardless of the service received; and
- 4) Treating all hospital beds as identical acute care beds.

The results of applying the statewide bed need standards for several years are shown below. The information is derived from Figure A: the four age groups, population estimates and projections for them, and the appropriate number of patient days per 1,000 people in each age group. It also shows the expected number of patient days, given these factors, for 1980, 1985, 1990, and 1995. In 1980, the actual number of acute care patient days in general use acute care facilities was 1,209,140, and in 1985, the actual number was 1,062,755. In developing and applying the acute care bed need standards, the 1980-1981 Task Force agreed to disregard acute care beds in federal and state facilities and patient days in those facilities. The application of the statewide bed need standards to this patient day information, assuming an 80% overall occupancy rate, produces the appropriate numbers of acute care beds shown in the following table (also based on Figure A).

|   | <u>1980</u> | <u>1985</u> | <u>1990</u> | <u>1995</u> |
|---|-------------|-------------|-------------|-------------|
| Age-Adjusted Maximum "Appropriate" Number of Acute Care Hospital Beds Given 80% Occupancy | 4,227       | 4,496       | 4,726       | 4,946       |

The actual number of staffed general use acute care beds in 1980 was 4,528 and in 1985 was 4,554 (beds in federal and state facilities are excluded).

B. Hospital-specific Bed Need: The standards for determining the number of beds needed on a hospital-specific level are based on:

- 1) A maximum number of appropriate patient days for each of four age groups in each of the 66 planning areas in the state or the actual number of patient days in the most recent years for which data are available in each of the 66 planning areas in the state, whichever is lower;
- 2) Allocating appropriate or historical patient days used by residents of each of the 66 planning areas proportionately among the hospitals according to historical market shares.
- 3) Minimum acceptable occupancy rates for medical/surgical beds which vary directly with the average daily medical/surgical census of the facility;
- 4) Using a range for identifying an acceptable average daily medical/surgical census for a facility (and a corresponding acceptable range of bed complements) for internal planning purposes and a threshold average daily medical/surgical census (and corresponding bed complement) before a facility may apply for additional medical/surgical beds under the Certificate of Need Program;
- 5) Treating patient days in a facility for specific services separately so that bed need for those services can be determined;
- 6) Providing methods for determining the needed number of beds for several specific services (medical/surgical, obstetrical, intensive care, psychiatric care, and alcohol rehabilitation);

Figure B on page 8, which is largely based on Appendix Tables 22 and 23, shows by county the current bed complement for each general use facility in the State and the projected need for beds for 1990. Figure C, on page 10, shows similar information for 1995.

C. Discussion: The overall 1990 and 1995 projections of acute care bed needs produced by the statewide bed need standards and by the hospital-specific standards. The total number of staffed general use beds in 1986 was 4,498.

|  | <u>1990</u> | <u>1995</u> |
|--|-------------|-------------|
| Statewide Acute Care Beds Needed               | 4,726       | 4,946       |
| Total Hospital-specific Acute Care Beds Needed | 3,550       | 3,609       |

Clearly there are significant differences between the numbers of beds projected to be needed on a statewide basis by the two levels of analysis. The major reason for this is the large decline in rates of use for each of the four age groups. In 1986, for example, the State Health Plan statewide standards suggested that the maximum appropriate number of patient days would have been 1,328,605. The actual number of patient days, however, was 1,028,034 (see Table 2 on page 26). The State Health Plan statewide projection of maximum appropriate patient days is thus 29.2% higher than Maine experienced in 1986. Because the hospital-specific standards for determining need are based on Maine's most recent year's actual patient days, they will produce much lower estimates of need than the statewide standards which are based on the concept of maximum appropriate use as long as historical use rates are below the maximum appropriate use rates. The statewide standards were intended to set an upper bound to the number of the acute care beds in Maine, and so it is not surprising that there are significant differences between the overall results of applying the two levels of standards. The only way to achieve the statewide occupancy rate minimum of 80% would be to increase substantially the patient day use rates of Maine's population. This is not likely to occur in the foreseeable future. If use rates continue at their current levels, Maine's statewide acute care occupancy rate will continue to be at its current level of about 60%, and thus be inconsistent with the statewide minimum goal of 80%.

The table below (based on Tables 6 and 7, pages 43 and 50) shows the acute care projections for 1990 and 1995, based on aggregating the hospital-specific use and need projections. The overall statewide occupancy rate for acute care beds which results from aggregating hospital-specific information is 78.8% in 1990 and 79.1% in 1995.

|  | <u>1990</u> | <u>1995</u> |
|--|-------------|-------------|
| Total of Expected Hospital-Specific Patient Days | 1,021,501   | 1,042,481   |
| Average Daily Census                             | 2,798.6     | 2,856.1     |
| Total Hospital-Specific Acute Care Beds Needed   | 3,550       | 3,609       |
| Resulting Statewide Occupancy Rate               | 78.8%       | 79.1%       |

Finally, one aspect of the hospital-specific standards should be noted: their discussion in the State Health Plan recognizes that reduced patient day use rates may at some point become lower than is consistent with reasonable access or acceptable quality of care. This possibility should be considered in examining the results of applying the hospital-specific bed need standards.

Figure B

1986 Bed Complement and Projected 1990 Need, by Service by Hospital and by County

|                                | Obstetrical |      | Psychiatric |      | ICU/CCU |      | Alcohol Rehab |      | Med/Surg |       | Total Beds |       |
|--------------------------------|-------------|------|-------------|------|---------|------|---------------|------|----------|-------|------------|-------|
|                                | 1986        | 1990 | 1986        | 1990 | 1986    | 1990 | 1986          | 1990 | 1986     | 1990  | 1986       | 1990  |
| Total - All Hospitals          | 341         | 262  | 198         | 168  | 298     | 309  | 174           | 144  | 3,487    | 2,667 | 4,498      | 3,550 |
| Androscoggin County            |             |      |             |      |         |      |               |      |          |       |            |       |
| Central Maine Med Ctr          | 20          | 13   | 0           | 0    | 17      | 18   | 0             | 0    | 213      | 146   | 250        | 177   |
| St Mary's General Hospital     | 8           | 9    | 21          | 21   | 16      | 14   | 40            | 26   | 148      | 100   | 233        | 170   |
| County Totals                  | 28          | 22   | 21          | 21   | 33      | 32   | 40            | 26   | 361      | 246   | 483        | 347   |
| Aroostook County               |             |      |             |      |         |      |               |      |          |       |            |       |
| Cary Medical Center            | 9           | 5    | 0           | 0    | 6       | 0    | 0             | 0    | 50       | 51    | 65         | 56    |
| Houlton Regional Hosp          | 8           | 5    | 0           | 0    | 7       | 4    | 0             | 0    | 50       | 35    | 65         | 44    |
| Northern Maine Medical Center  | 8           | 3    | 0           | 0    | 4       | 4    | 0             | 0    | 58       | 33    | 70         | 40    |
| The Aroostook Medical Center   | 21          | 7    | 16          | 8    | 8       | 7    | 0             | 0    | 82       | 56    | 127        | 78    |
| Van Buren Community Hospital   | 0           | 0    | 0           | 0    | 0       | 0    | 0             | 0    | 29       | 5     | 29         | 5     |
| County Totals                  | 46          | 20   | 16          | 8    | 25      | 15   | 0             | 0    | 269      | 180   | 356        | 223   |
| Cumberland County              |             |      |             |      |         |      |               |      |          |       |            |       |
| Jackson Brook Institute        | 0           | 0    | 51          | 38   | 0       | 0    | 30            | 26   | 0        | 0     | 81         | 64    |
| Maine Medical Center           | 42          | 38   | 26          | 30   | 42      | 57   | 0             | 0    | 481      | 446   | 591        | 571   |
| Mercy Hospital                 | 14          | 10   | 0           | 0    | 13      | 13   | 31            | 30   | 142      | 135   | 200        | 188   |
| Northern Cumberland Mem Hosp   | 2           | 3    | 0           | 0    | 4       | 6    | 0             | 0    | 34       | 33    | 40         | 42    |
| Osteopathic Hospital of Maine  | 10          | 7    | 0           | 0    | 13      | 11   | 0             | 0    | 112      | 113   | 135        | 131   |
| Parkview Memorial Hospital     | 9           | 12   | 0           | 0    | 6       | 7    | 0             | 0    | 40       | 31    | 55         | 50    |
| Regional Memorial Hospital     | 0           | 0    | 11          | 8    | 5       | 6    | 0             | 0    | 74       | 46    | 90         | 60    |
| Westbrook Community Hosp       | 0           | 0    | 0           | 0    | 0       | 0    | 0             | 0    | 30       | 14    | 30         | 14    |
| County Totals                  | 77          | 70   | 88          | 76   | 83      | 100  | 61            | 56   | 913      | 818   | 1,222      | 1,120 |
| Franklin County                |             |      |             |      |         |      |               |      |          |       |            |       |
| Franklin Memorial Hosp         | 8           | 7    | 0           | 0    | 6       | 5    | 0             | 0    | 56       | 49    | 70         | 61    |
| Hancock County                 |             |      |             |      |         |      |               |      |          |       |            |       |
| Blue Hill Memorial             | 2           | 5    | 0           | 0    | 2       | 3    | 0             | 0    | 22       | 20    | 26         | 28    |
| Castine Community Hosp         | 0           | 0    | 0           | 0    | 0       | 0    | 0             | 0    | 12       | 5     | 12         | 5     |
| Maine Coast Memorial Hosp      | 9           | 4    | 0           | 0    | 6       | 8    | 0             | 0    | 49       | 36    | 64         | 48    |
| Mount Desert Island Hosp       | 3           | 3    | 0           | 0    | 3       | 3    | 0             | 0    | 43       | 34    | 49         | 40    |
| County Totals                  | 14          | 12   | 0           | 0    | 11      | 14   | 0             | 0    | 126      | 95    | 151        | 121   |
| Kennebec County                |             |      |             |      |         |      |               |      |          |       |            |       |
| Kennebec Valley Medical Center | 17          | 12   | 11          | 10   | 13      | 12   | 0             | 0    | 160      | 108   | 201        | 142   |
| Mid-Maine Medical Center       | 18          | 18   | 24          | 23   | 20      | 17   | 26            | 25   | 192      | 129   | 280        | 212   |
| Waterville Osteopathic Hosp    | 5           | 4    | 0           | 0    | 4       | 4    | 0             | 0    | 69       | 53    | 78         | 61    |
| County Totals                  | 40          | 34   | 35          | 33   | 37      | 33   | 26            | 25   | 421      | 290   | 559        | 415   |
| Knox County                    |             |      |             |      |         |      |               |      |          |       |            |       |
| Penobscot Bay Medical Center   | 11          | 9    | 6           | 5    | 6       | 6    | 0             | 0    | 83       | 81    | 106        | 101   |
| Lincoln County                 |             |      |             |      |         |      |               |      |          |       |            |       |
| Miles Memorial Hospital        | 4           | 3    | 0           | 0    | 4       | 4    | 0             | 0    | 19       | 24    | 27         | 31    |
| St Andrew's Hospital           | 4           | 1    | 0           | 0    | 0       | 0    | 0             | 0    | 28       | 13    | 32         | 14    |
| County Totals                  | 8           | 4    | 0           | 0    | 4       | 4    | 0             | 0    | 47       | 37    | 59         | 45    |

Footnotes follow the end of this table.

Figure B (Continued)

1986 Bed Complement and Projected 1990 Need, by Service by Hospital and by County (Continued)

|                                 | Obstetrical |      | Psychiatric |      | ICU/CCU |      | Alcohol Rehab |      | Med/Surg |      | Total Beds |      |
|---------------------------------|-------------|------|-------------|------|---------|------|---------------|------|----------|------|------------|------|
|                                 | 1986        | 1990 | 1986        | 1990 | 1986    | 1990 | 1986          | 1990 | 1986     | 1990 | 1986       | 1990 |
| Oxford County                   |             |      |             |      |         |      |               |      |          |      |            |      |
| Rumford Community Hospital      | 8           | 3    | 0           | 0    | 6       | 5    | 0             | 0    | 83       | 39   | 97         | 47   |
| Stephens Memorial Hospital      | 4           | 6    | 0           | 0    | 4       | 4    | 0             | 0    | 42       | 43   | 50         | 53   |
| County Totals                   | 12          | 9    | 0           | 0    | 10      | 9    | 0             | 0    | 125      | 82   | 147        | 100  |
| Penobscot County                |             |      |             |      |         |      |               |      |          |      |            |      |
| Eastern Maine Med Ctr           | 30          | 26   | 20          | 16   | 20      | 31   | 37            | 37   | 287      | 241  | 394        | 351  |
| James A. Taylor Hospital        | 3           | 1    | 0           | 0    | 3       | 2    | 0             | 0    | 43       | 16   | 49         | 19   |
| Millinocket Regional Hospital   | 4           | 4    | 0           | 0    | 4       | 2    | 0             | 0    | 42       | 27   | 50         | 33   |
| Penobscot Valley Hospital       | 4           | 3    | 0           | 0    | 5       | 3    | 0             | 0    | 35       | 19   | 44         | 25   |
| St Joseph Hospital              | 0           | 0    | 0           | 0    | 7       | 8    | 0             | 0    | 123      | 67   | 130        | 75   |
| County Totals                   | 41          | 34   | 20          | 16   | 39      | 46   | 37            | 37   | 530      | 370  | 667        | 503  |
| Piscataquis County              |             |      |             |      |         |      |               |      |          |      |            |      |
| Mayo Regional Hosp              | 0           | 6    | 0           | 0    | 4       | 4    | 0             | 0    | 48       | 39   | 52         | 49   |
| Sagadahoc County                |             |      |             |      |         |      |               |      |          |      |            |      |
| Bath Memorial                   | 8           | 5    | 0           | 0    | 4       | 3    | 10            | 0    | 37       | 26   | 59         | 34   |
| Somerset County                 |             |      |             |      |         |      |               |      |          |      |            |      |
| Redington-Fairview General Hosp | 10          | 3    | 0           | 0    | 4       | 5    | 0             | 0    | 78       | 48   | 92         | 56   |
| Sebasticook Valley Hospital     | 0           | 0    | 0           | 0    | 2       | 2    | 0             | 0    | 18       | 15   | 20         | 17   |
| County Totals                   | 10          | 3    | 0           | 0    | 6       | 7    | 0             | 0    | 96       | 63   | 112        | 73   |
| Waldo County                    |             |      |             |      |         |      |               |      |          |      |            |      |
| Waldo County General Hosp       | 3           | 4    | 0           | 0    | 4       | 4    | 0             | 0    | 42       | 29   | 49         | 37   |
| Washington County               |             |      |             |      |         |      |               |      |          |      |            |      |
| Calais Regional                 | 7           | 3    | 0           | 0    | 4       | 4    | 0             | 0    | 66       | 24   | 77         | 31   |
| Down East Community Hospital    | 6           | 4    | 0           | 0    | 0       | 0    | 0             | 0    | 32       | 35   | 38         | 39   |
| County Totals                   | 13          | 7    | 0           | 0    | 4       | 4    | 0             | 0    | 98       | 59   | 115        | 70   |
| York County                     |             |      |             |      |         |      |               |      |          |      |            |      |
| Henrietta D Goodall Hosp        | 10          | 7    | 0           | 0    | 7       | 7    | 0             | 0    | 56       | 48   | 73         | 62   |
| Southern Maine Medical Center   | 12          | 9    | 12          | 9    | 10      | 10   | 0             | 0    | 116      | 104  | 150        | 132  |
| York Hospital                   | 0           | 0    | 0           | 0    | 5       | 6    | 0             | 0    | 63       | 51   | 68         | 57   |
| County Totals                   | 22          | 16   | 12          | 9    | 22      | 23   | 0             | 0    | 235      | 203  | 291        | 251  |

NOTES: The 1986 Bed Complement shown here is a preliminary count of staffed beds. Occupancy rates given in the 1985 SHP Standards have been extrapolated downward to allow calculation of beds for three small hospitals. Mid-Maine Medical Center includes Charles A. Dean Hospital, and The Aroostook Medical Center includes Community General Hospital and A. R. Gould Memorial Hospital. Castine Community Hospital stopped offering acute care services in May, 1988. No mechanism is provided in the Standards for reassigning patient days, beds, etc. from a closed facility. Medical Surgical includes Pediatric Care and Medical Rehabilitation.

July, 1988.

Table Prepared by the Office of Data, Research, and Vital Statistics; Maine Department of Human Services.

filename: PT\_DAYS7(AY) on disk 03-065



Figure C

1986 Bed Complement and Projected 1995 Need, by Service by Hospital and by County

|                                | Obstetrical |      | Psychiatric |      | ICU/CCU |      | Alcohol Rehab |      | Med/Surg |       | Total Beds |       |
|--------------------------------|-------------|------|-------------|------|---------|------|---------------|------|----------|-------|------------|-------|
|                                | 1986        | 1995 | 1986        | 1995 | 1986    | 1995 | 1986          | 1995 | 1986     | 1995  | 1986       | 1995  |
| Total - All Hospitals          | 341         | 242  | 198         | 173  | 298     | 317  | 174           | 147  | 3,487    | 2,730 | 4,498      | 3,609 |
| Androscoggin County            |             |      |             |      |         |      |               |      |          |       |            |       |
| Central Maine Med Ctr          | 20          | 12   | 0           | 0    | 17      | 18   | 0             | 0    | 213      | 148   | 250        | 178   |
| St Mary's General Hospital     | 8           | 8    | 21          | 21   | 16      | 14   | 40            | 26   | 148      | 101   | 233        | 170   |
| County Totals                  | 28          | 20   | 21          | 21   | 33      | 32   | 40            | 26   | 361      | 249   | 483        | 348   |
| Aroostook County               |             |      |             |      |         |      |               |      |          |       |            |       |
| Cary Medical Center            | 9           | 5    | 0           | 0    | 6       | 0    | 0             | 0    | 50       | 49    | 65         | 54    |
| Houlton Regional Hosp          | 8           | 4    | 0           | 0    | 7       | 4    | 0             | 0    | 50       | 35    | 65         | 43    |
| Northern Maine Medical Center  | 8           | 3    | 0           | 0    | 4       | 4    | 0             | 0    | 58       | 30    | 70         | 37    |
| The Aroostook Medical Center   | 21          | 6    | 16          | 7    | 8       | 7    | 0             | 0    | 82       | 55    | 127        | 75    |
| Van Buren Community Hospital   | 0           | 0    | 0           | 0    | 0       | 0    | 0             | 0    | 29       | 5     | 29         | 5     |
| County Totals                  | 46          | 18   | 16          | 7    | 25      | 15   | 0             | 0    | 269      | 174   | 356        | 214   |
| Cumberland County              |             |      |             |      |         |      |               |      |          |       |            |       |
| Jackson Brook Institute        | 0           | 0    | 51          | 40   | 0       | 0    | 30            | 27   | 0        | 0     | 81         | 67    |
| Maine Medical Center           | 42          | 36   | 26          | 31   | 42      | 59   | 0             | 0    | 481      | 463   | 591        | 589   |
| Mercy Hospital                 | 14          | 10   | 0           | 0    | 13      | 14   | 31            | 31   | 142      | 140   | 200        | 195   |
| Northern Cumberland Mem Hosp   | 2           | 2    | 0           | 0    | 4       | 6    | 0             | 0    | 34       | 35    | 40         | 43    |
| Osteopathic Hospital of Maine  | 10          | 7    | 0           | 0    | 13      | 12   | 0             | 0    | 112      | 118   | 135        | 137   |
| Parkview Memorial Hospital     | 9           | 11   | 0           | 0    | 6       | 7    | 0             | 0    | 40       | 32    | 55         | 50    |
| Regional Memorial Hospital     | 0           | 0    | 11          | 9    | 5       | 6    | 0             | 0    | 74       | 47    | 90         | 62    |
| Westbrook Community Hosp       | 0           | 0    | 0           | 0    | 0       | 0    | 0             | 0    | 30       | 14    | 30         | 14    |
| County Totals                  | 77          | 66   | 88          | 80   | 83      | 104  | 61            | 58   | 913      | 849   | 1,222      | 1,157 |
| Franklin County                |             |      |             |      |         |      |               |      |          |       |            |       |
| Franklin Memorial Hosp         | 8           | 6    | 0           | 0    | 6       | 5    | 0             | 0    | 56       | 51    | 70         | 62    |
| Hancock County                 |             |      |             |      |         |      |               |      |          |       |            |       |
| Blue Hill Memorial             | 2           | 5    | 0           | 0    | 2       | 3    | 0             | 0    | 22       | 21    | 26         | 29    |
| Castine Community Hosp         | 0           | 0    | 0           | 0    | 0       | 0    | 0             | 0    | 12       | 5     | 12         | 5     |
| Maine Coast Memorial Hosp      | 9           | 4    | 0           | 0    | 6       | 8    | 0             | 0    | 49       | 37    | 64         | 49    |
| Mount Desert Island Hosp       | 3           | 2    | 0           | 0    | 3       | 3    | 0             | 0    | 43       | 35    | 49         | 40    |
| County Totals                  | 14          | 11   | 0           | 0    | 11      | 14   | 0             | 0    | 126      | 98    | 151        | 123   |
| Kennebec County                |             |      |             |      |         |      |               |      |          |       |            |       |
| Kennebec Valley Medical Center | 17          | 11   | 11          | 10   | 13      | 12   | 0             | 0    | 160      | 110   | 201        | 143   |
| Mid-Maine Medical Center       | 18          | 16   | 24          | 24   | 20      | 17   | 26            | 25   | 192      | 131   | 280        | 213   |
| Waterville Osteopathic Hosp    | 5           | 3    | 0           | 0    | 4       | 4    | 0             | 0    | 69       | 53    | 78         | 60    |
| County Totals                  | 40          | 30   | 35          | 34   | 37      | 33   | 26            | 25   | 421      | 294   | 559        | 416   |
| Knox County                    |             |      |             |      |         |      |               |      |          |       |            |       |
| Penobscot Bay Medical Center   | 11          | 9    | 6           | 6    | 6       | 7    | 0             | 0    | 83       | 85    | 106        | 107   |
| Lincoln County                 |             |      |             |      |         |      |               |      |          |       |            |       |
| Miles Memorial Hospital        | 4           | 3    | 0           | 0    | 4       | 4    | 0             | 0    | 19       | 25    | 27         | 32    |
| St Andrew's Hospital           | 4           | 1    | 0           | 0    | 0       | 0    | 0             | 0    | 28       | 14    | 32         | 15    |
| County Totals                  | 8           | 4    | 0           | 0    | 4       | 4    | 0             | 0    | 47       | 39    | 59         | 47    |

Footnotes follow the end of this table.

Figure C (Continued)

1986 Bed Complement and Projected 1995 Need, by Service by Hospital and by County (Continued)

|                                 | Obstetrical |      | Psychiatric |      | ICU/CCU |      | Alcohol Rehab |      | Med/Surg |      | Total Beds |      |
|---------------------------------|-------------|------|-------------|------|---------|------|---------------|------|----------|------|------------|------|
|                                 | 1986        | 1995 | 1986        | 1995 | 1986    | 1995 | 1986          | 1995 | 1986     | 1995 | 1986       | 1995 |
| Oxford County                   |             |      |             |      |         |      |               |      |          |      |            |      |
| Rumford Community Hospital      | 8           | 3    | 0           | 0    | 6       | 5    | 0             | 0    | 83       | 39   | 97         | 47   |
| Stephens Memorial Hospital      | 4           | 5    | 0           | 0    | 4       | 4    | 0             | 0    | 42       | 45   | 50         | 54   |
| County Totals                   | 12          | 8    | 0           | 0    | 10      | 9    | 0             | 0    | 125      | 84   | 147        | 101  |
| Penobscot County                |             |      |             |      |         |      |               |      |          |      |            |      |
| Eastern Maine Med Ctr           | 30          | 24   | 20          | 16   | 20      | 32   | 37            | 38   | 287      | 245  | 394        | 355  |
| James A. Taylor Hospital        | 3           | 1    | 0           | 0    | 3       | 2    | 0             | 0    | 43       | 16   | 49         | 19   |
| Millinocket Regional Hospital   | 4           | 3    | 0           | 0    | 4       | 2    | 0             | 0    | 42       | 27   | 50         | 32   |
| Penobscot Valley Hospital       | 4           | 2    | 0           | 0    | 5       | 3    | 0             | 0    | 35       | 19   | 44         | 24   |
| St Joseph Hospital              | 0           | 0    | 0           | 0    | 7       | 8    | 0             | 0    | 123      | 67   | 130        | 75   |
| County Totals                   | 41          | 30   | 20          | 16   | 39      | 47   | 37            | 38   | 530      | 374  | 667        | 505  |
| Piscataquis County              |             |      |             |      |         |      |               |      |          |      |            |      |
| Mayo Regional Hosp              | 0           | 6    | 0           | 0    | 4       | 4    | 0             | 0    | 48       | 40   | 52         | 50   |
| Sagadahoc County                |             |      |             |      |         |      |               |      |          |      |            |      |
| Bath Memorial                   | 8           | 5    | 0           | 0    | 4       | 3    | 10            | 0    | 37       | 26   | 59         | 34   |
| Somerset County                 |             |      |             |      |         |      |               |      |          |      |            |      |
| Redington-Fairview General Hosp | 10          | 3    | 0           | 0    | 4       | 5    | 0             | 0    | 78       | 49   | 92         | 57   |
| Sebasticook Valley Hospital     | 0           | 0    | 0           | 0    | 2       | 2    | 0             | 0    | 18       | 15   | 20         | 17   |
| County Totals                   | 10          | 3    | 0           | 0    | 6       | 7    | 0             | 0    | 96       | 64   | 112        | 74   |
| Waldo County                    |             |      |             |      |         |      |               |      |          |      |            |      |
| Waldo County General Hosp       | 3           | 4    | 0           | 0    | 4       | 4    | 0             | 0    | 42       | 30   | 49         | 38   |
| Washington County               |             |      |             |      |         |      |               |      |          |      |            |      |
| Calais Regional                 | 7           | 3    | 0           | 0    | 4       | 4    | 0             | 0    | 66       | 24   | 77         | 31   |
| Down East Community Hospital    | 6           | 3    | 0           | 0    | 0       | 0    | 0             | 0    | 32       | 35   | 38         | 38   |
| County Totals                   | 13          | 6    | 0           | 0    | 4       | 4    | 0             | 0    | 98       | 59   | 115        | 69   |
| York County                     |             |      |             |      |         |      |               |      |          |      |            |      |
| Henrietta D Goodall Hosp        | 10          | 7    | 0           | 0    | 7       | 8    | 0             | 0    | 56       | 51   | 73         | 66   |
| Southern Maine Medical Center   | 12          | 9    | 12          | 9    | 10      | 10   | 0             | 0    | 116      | 109  | 150        | 137  |
| York Hospital                   | 0           | 0    | 0           | 0    | 5       | 7    | 0             | 0    | 63       | 54   | 68         | 61   |
| County Totals                   | 22          | 16   | 12          | 9    | 22      | 25   | 0             | 0    | 235      | 214  | 291        | 264  |

NOTES: The 1986 Bed Complement shown here is a preliminary count of staffed beds. Occupancy rates given in the 1985 SHP Standards have been extrapolated downward to allow calculation of beds for three small hospitals. Mid-Maine Medical Center includes Charles A. Dean Hospital, and The Aroostook Medical Center includes Community General Hospital and A. R. Gould Memorial Hospital. Castine Community Hospital stopped offering acute care services in May, 1988. No mechanism is provided in the Standards for reassigning patient days, beds, etc. from a closed facility. Medical Surgical includes Pediatric Care and Medical Rehabilitation.

July, 1988.

Table Prepared by the Office of Data, Research, and Vital Statistics; Maine Department of Human Services.

### III. Interpretation

Hospitals in Maine are the principal focus of discussions regarding the desirable regulatory structure, scope of regulation, appropriate reimbursement levels, and design of the health care system. For the past six years, several statewide hospital indicators have declined, including occupancy rates, average length of stay, discharges, and total patient days. A substantial number of Maine hospitals have experienced declines in these indicators that exceeded the statewide rate of decline. These trends are reflected in the results of applying the hospital-specific 1985 State Health Plan standards.

If no new general use acute care beds are added to the current number of licensed and staffed beds and no beds are removed from licensed and staffed status, then Maine will have approximately 1,000 more beds in 1990 and 1995 than recommended by the 1985 State Health Plan need methods relating to individual hospitals.

The term "excess capacity" is commonly used to describe the existence of hospital beds which are not necessary to meet reasonable projections of patient use of the hospital. As noted earlier, there are many forces which have led to declining hospital use in Maine and nationally, including prospective payment systems, tighter utilization review programs, substitution of outpatient and ambulatory services for services formerly provided on an inpatient basis, improved medical technology, duplication and overdevelopment of acute care capacity, and population shifts (especially from rural areas).

Excess capacity is believed to be an important issue because of its costs. Empty hospital beds represent large capital expenditures which are not productive. Scholars, state governments, and national organizations have made widely varying estimates of the cost of an empty hospital bed. These estimates have ranged from \$4,700 to \$72,000 per year, with the estimates at the higher end receiving the most publicity. The higher estimates have lent urgency to the search for ways to reduce these unproductive costs or to find alternative uses for those resources.

Several measures have been identified for addressing excess capacity, including hospital closure, hospital consolidation (and reduction in total beds), and conversion of excess beds to other uses. Each of these strategies involves significant legal, financial, regulatory, and health care issues and each faces major obstacles, however. Even if the issues and obstacles are surmountable, the possibilities of conversion to new uses or combination with other hospitals to reduce excess beds may be limited or non-existent for many of Maine's hospitals. Many are in sparsely populated areas, distant from other facilities. The resources to develop new services and a market large enough to make them financially feasible may not be available. The location of the facilities may make it difficult to attract key personnel. If there are hospitals near to one with significant excess capacity, they, too, may be seeking ways to expand or diversify their services. Their strategy may be to increase market share at the expense of the facility with excess capacity. Of course, historic rivalries may stand in the way of cooperative planning.

Although conversion, consolidation, or closure may not be immediately practicable or desirable, one implication of the application of the 1985 State Health Plan acute care bed need standards may be that no new acute care beds should be added in most counties and facilities in the state. As Figure B showed, the application of the bed need standards indicated that in 1990, no county had fewer beds than needed. The number of excess beds ranged from a low of three in Piscataquis County to a high of 164 in Penobscot County.

The sizable number of excess acute care beds in each county, as determined by the application of the acute care bed need standards, suggests that another set of standards in the 1985 Plan may be especially important to consider in the future. Those standards are titled "Standards Relating to Conditions for Hospital Bed Expansion and Renovation." These standards depend on achievement of statewide goals for acute care beds, not on the application of the hospital-specific standards. The standards state in part:

. . . no hospital bed expansion nor replacement will be permitted unless the applicant hospital can clearly demonstrate the following:

- (1) Local joint planning efforts have been aggressively pursued. The object of joint planning is for two or more hospitals to earnestly and productively engage in sincere discussions of their respective goals, objectives and plans for the purpose of maximizing the quality and minimizing the cost of the health care system. Participants must engage in such discussions with a willingness to compromise and to modify and/or abandon their respective plans to avoid and/or eliminate unnecessary duplication or underutilized health care resources;
- (2) There are no underutilized licensed beds of the same type (e.g., obstetric, pediatric) within 20 miles of the facility applying for the new or replacement beds. . . .

The intent of this set of standards is clearly stated in the discussion which follows them in the 1985 Plan. According to the discussion:

The State of Maine and its residents have made a very large investment in hospital resources. The set of planning standards advocated by the Maine Health Systems Agency, Inc. and the Office of Health Planning and Development are (sic) intended to help protect both current and future investment in these facilities by encouraging cooperative, community-wide planning among hospitals. Effective cooperation should seek to reduce unnecessary duplication of expensive services and to promote sufficient use of capacity. Problems of services duplication and/or low bed occupancy exist in several Maine communities. Standards adopted by both agencies require hospitals wishing to add new or replace existing bed capacity to pursue alternatives to these actions with other hospitals in the immediate area. . . . .

Given the excess capacity in most counties and in many facilities, as determined by other acute care standards in the 1985 Plan, the above standards and concepts may be especially pertinent for hospital planning, development, and regulation.

## USING THE DATA: AN EXAMPLE

### I. Introduction

Data tables make up the bulk of this report. The tables are designed to step through the process of determining a hospital's appropriate bed supply, based on the Maine Standards for Acute Care Facilities and Services published in the 1985 State Health Plan for Maine, Volume III. This process is shown in Figure D which references the appropriate tables at each step. One example, for the Kennebec Valley Medical Center, is presented in detail to illustrate the various data tables, adjustments, and calculations for a particular acute care facility.

### II. State-wide Findings

Based on the Standards 1, 2, and 3 published in the 1985 State Health Plan (Appendix I), and on population estimates and projections developed by the Office of Data, Research, and Vital Statistics, Maine needed 4,227 acute care beds in general use hospitals in 1980 and 4,496 in 1985; 4,726 will be needed in 1990 and 4,946, in 1995. This represents an increase of 6.3% from 1980 to 1985, 5.1% from 1985 to 1990, and 4.7 projected to 1995. It is interesting to observe that the rate of increase is steadily declining during this period. See Figure E on page 16.

During 1980, there were 301 or 7.1% more beds in service than the number needed based on the Standards. In 1985, there were almost exactly the number needed; only 58 beds or 1.3% more than the projected need. It is projected that by 1990 an additional 172 beds over the 1985 supply will be needed, and by 1995, 220 more.

### III. A Note on Three Small Hospitals

Standard 8 (Appendix I) provides for the calculation of the number of medical/surgical beds for each facility. The projected medical/surgical average daily census (ADC) determines the occupancy rate, as shown in Figure F on page 17.

Unfortunately, the range of ADC in Figure F goes no lower than 8.8 patients, while three hospitals expect a lower medical/surgical ADC in 1990: St. Andrew's Hospital with 8.18 patients, Van Buren Community Hospital with 3.08, and Castine Community Hospital with 2.64. For these hospitals, the number of medical/surgical beds was calculated by extrapolating the occupancy rates (Table 20).

### IV. AN EXAMPLE: Kennebec Valley Medical Center (KVMC) in Augusta, 1990

The Augusta area (Maine Community Area #33; see page 3) in 1986 had an estimated population of 25,558. Applying the age-specific use rates of Standard 4 (Appendix I) yields an expected 30,741 inpatient days by Augusta area residents during 1986. See Table 1.

Figure D

Summary of Procedure to Determine a Hospital's Appropriate Total Number of Beds  
by Applying 1985 State Health Plan Use Rate Standards

NUMBERS IN PARENTHESES REFER TO TABLES IN THIS REPORT.

List of Abbreviations Used:

- ADC = Average Daily Census
- CON = Certificate of Need
- LOS = Length of Stay
- MCA = Maine Community Area
- OB = Obstetrical
- ODRVS = Office of Data, Research, and Vital Statistics
- SHP = State Health Plan
- SQRT = Square Root

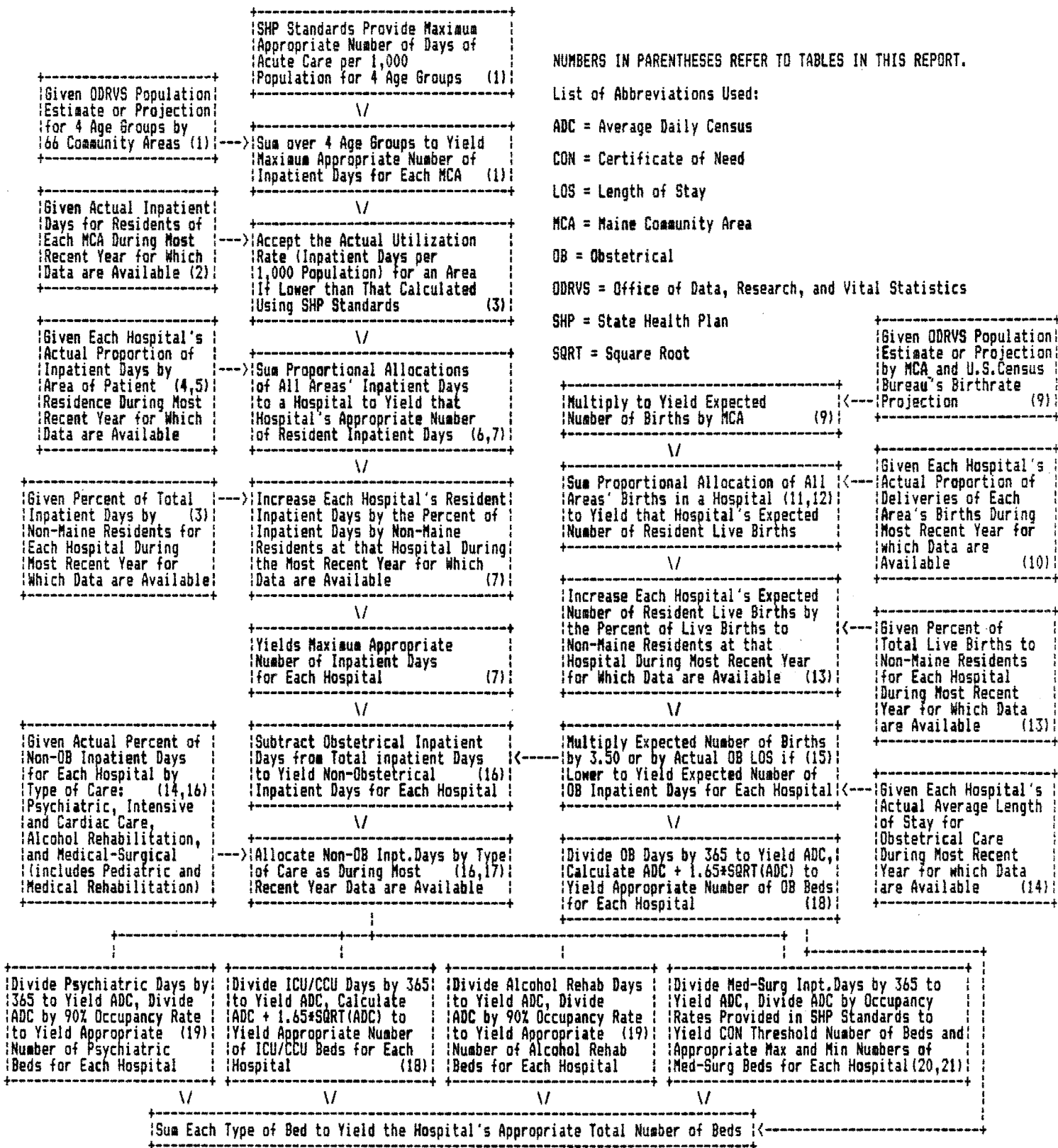


Figure E

Expected Patient Days and Hospital Beds Applying 1985 State Health Plan Use Rate Standards to Maine Population, 1980-1995

| Age Group   | Maximum "Appropriate" Number of Acute Care per 1,000 Population | - 1980 -         |                  | - 1985 -            |                  | - 1990 -              |                  | - 1995 -              |                  |
|---|---|------------------|------------------|---------------------|------------------|-----------------------|------------------|-----------------------|------------------|
|   |   | Population Count | Patient Days     | Population Estimate | Patient Days     | Population Projection | Patient Days     | Population Projection | Patient Days     |
| 0-14  | 250   | 256,970          | 64,243           | 252,770             | 63,193           | 260,250               | 65,063           | 258,660               | 64,665           |
| 15-44   | 750   | 507,374          | 380,531          | 532,870             | 399,653          | 543,570               | 407,678          | 530,000               | 397,500          |
| 45-64   | 1,350   | 219,398          | 296,187          | 220,300             | 297,405          | 231,500               | 312,525          | 263,550               | 355,793          |
| 65+   | 3,500   | 140,918          | 493,213          | 157,850             | 552,475          | 169,950               | 594,825          | 178,900               | 626,150          |
| <b>Total</b>  |   | <b>1,124,660</b> | <b>1,234,173</b> | <b>1,163,790</b>    | <b>1,312,725</b> | <b>1,205,270</b>      | <b>1,380,090</b> | <b>1,231,110</b>      | <b>1,444,108</b> |
| <b>Reported Number of Acute Care Inpatient Days</b>   |   |                  |                  |                     |                  |                       |                  |                       |                  |
|   | General Use Facilities  |                  | 1,209,140        |                     | 1,062,755        |                       |                  |                       |                  |
|   | Federal and State Facilities                                    |                  | 266,809          |                     | 180,188          |                       |                  |                       |                  |
|   | <b>Total Acute Care Facilities</b>                              |                  | <b>1,475,949</b> |                     | <b>1,242,943</b> |                       |                  |                       |                  |
| <b>Age-Adjusted Maximum "Appropriate" Number of Patient Days per 1,000 Population</b>                                 |   |                  |                  |                     |                  |                       |                  |                       |                  |
|   |   |                  | 1,097.4          |                     | 1,128.0          |                       | 1,145.0          |                       | 1,173.0          |
| <b>Age-Adjusted Maximum "Appropriate" Average Daily Census (ADC) per 1,000 Population</b>                             |   |                  |                  |                     |                  |                       |                  |                       |                  |
|   |   |                  | 3.0              |                     | 3.1              |                       | 3.1              |                       | 3.2              |
| <b>Age-Adjusted Maximum "Appropriate" Number of Acute Care Hospital Beds per 1,000 Population Given 80% Occupancy</b> |   |                  |                  |                     |                  |                       |                  |                       |                  |
|   |   |                  | 3.8              |                     | 3.9              |                       | 3.9              |                       | 4.0              |
| <b>Age-Adjusted Maximum "Appropriate" Number of Acute Care Hospital Beds Given 80% Occupancy</b>                      |   |                  |                  |                     |                  |                       |                  |                       |                  |
|   |   |                  | 4,227            |                     | 4,496            |                       | 4,726            |                       | 4,946            |
| <b>Percent Increase from Earlier Period</b>   |   |                  |                  |                     |                  |                       |                  |                       |                  |
|   |   |                  |                  |                     | 6.4%             |                       | 5.1%             |                       | 4.6%             |
| <b>Reported Number of Staffed Acute Care Beds</b>   |   |                  |                  |                     |                  |                       |                  |                       |                  |
|   | General Use Facilities  |                  | 4,528            |                     | 4,554            |                       |                  |                       |                  |
|   | Federal and State Facilities                                    |                  | 970              |                     | 888              |                       |                  |                       |                  |
|   | <b>Total Acute Care Facilities</b>                              |                  | <b>5,498</b>     |                     | <b>5,442</b>     |                       |                  |                       |                  |

Sources of Population Data: 1980 U.S. Census; 1985 Estimates, 1990 and 1995 Projections by ODRVS, published June, 1987.

Source of Standards: 1985 State Health Plan for Maine, Volume III: Maine Standards for Acute Care Facilities and Services (pp.4-8), Office of Health Planning and Development.

Source of Reported Numbers of Inpatient Days and Staffed Beds: Maine Health Facilities, Resources and Utilization, Annual Report, 1980 published 7/82 and 1985 published 6/87, ODRVS.

Table Prepared by Office of Data, Research, and Vital Statistics; Maine Department of Human Services. December, 1987.

filename: STANDARD(61) on disk 03-031

NOTE: Figure A is repeated here as Figure E for easy reference.

Figure F

Maine's Certificate of Need Medical/Surgical Occupancy Rate Standard and Occupancy Guideline for Internal Planning and Appropriateness Review and Bed Range by Average Daily Census

Maine, 1981

| <u>Column 1</u>                           | <u>Column 2</u>                             | <u>Column 3</u>   | <u>Column 4</u>            |
|---|---|---|----------------------------|
| Projected Med./Surg. Average Daily Census | Certificate of Need Occupancy Rate Standard | Occupancy Range for Internal Planning & Appropriateness Reviews | Medical/Surgical Bed Range |
| 350.                                      | 90%   | 88% - 94%   | 389+                       |
| 178.0 - 349.9                             | 90%   | 87% - 94%   | 198 - 388                  |
| 126.8 - 177.9                             | 90%   | 86% - 94%   | 142 - 197                  |
| 111.1 - 126.7                             | 89%   | 85% - 93%   | 126 - 141                  |
| 97.7 - 111.0                              | 88%   | 83% - 93%   | 112 - 125                  |
| 86.1 - 97.6                               | 87%   | 82% - 92%   | 100 - 111                  |
| 74.9 - 86.0                               | 86%   | 80% - 92%   | 88 - 99                    |
| 65.6 - 74.8                               | 85%   | 79% - 91%   | 78 - 87                    |
| 57.3 - 65.5                               | 84%   | 77% - 91%   | 69 - 77                    |
| 50.0 - 57.2                               | 83%   | 75% - 91%   | 61 - 68                    |
| 43.7 - 49.9                               | 82%   | 74% - 90%   | 54 - 60                    |
| 37.6 - 43.6                               | 81%   | 72% - 90%   | 47 - 53                    |
| 33.1 - 37.5                               | 80%   | 70% - 90%   | 42 - 46                    |
| 28.8 - 30.0                               | 79%   | 68% - 90%   | 37 - 41                    |
| 27.4 - 28.7                               | 78%   | 67% - 89%   | 35 - 36                    |
| 25.4 - 27.3                               | 76%   | 64% - 88%   | 34 - 35                    |
| 22.8 - 25.3                               | 75%   | 63% - 87%   | 31 - 33                    |
| 20.3 - 22.7                               | 74%   | 61% - 87%   | 28 - 30                    |
| 18.6 - 20.2                               | 73%   | 59% - 87%   | 26 - 27                    |
| 16.9 - 18.5                               | 72%   | 57% - 87%   | 24 - 25                    |
| 15.2 - 16.8                               | 71%   | 55% - 87%   | 22 - 23                    |
| 13.6 - 15.1                               | 70%   | 53% - 87%   | 20 - 21                    |
| 12.8 - 13.5                               | 69%   | 52% - 86%   | 19                         |
| 12.0 - 12.7                               | 68%   | 50% - 86%   | 18                         |
| 10.3 - 11.9                               | 67%   | 48% - 86%   | 16 - 17                    |
| 9.6 - 10.2                                | 66%   | 44% - 86%   | 14 - 15                    |
| 8.8 - 9.5                                 | 65%   | 44% - 86%   | 13                         |

To use this table for certificate of need determination, calculate medical/surgical beds needed by locating the projected average daily census (ADC) applicable to the hospital (Column 1) and dividing it by the certificate of need occupancy rate standard (Column 2) which corresponds to that ADC. The result is the maximum number of medical/surgical beds allowed under the CON standard to support the projected ADC. This number should be in the range in Column 4 which corresponds to the given ADC. Due to rounding of the breakpoints of categories in Column 1, numbers in Column 4 may vary slightly from the result obtained by the calculations. For internal planning, again begin with the hospitals projected medical/surgical ADC (Column 1). In order to be consistent with the internal planning guideline, the hospital should choose a projected occupancy rate which is within the planning range (shown in Column 3) which corresponds to the projected ADC. To calculate the appropriate number of medical/surgical beds for the projected ADC, divide the projected ADC by the projected occupancy rate. The resulting number of beds will generally fall within the corresponding range displayed in Column 4. A hospital could employ the same procedure and use its current medical/surgical ADC to determine if its current occupancy rate is consistent with the internal planning guideline and to calculate its appropriate number of beds. For internal planning, a hospital may also choose to begin with its existing number of medical/surgical beds and work from right to left to determine the appropriate projected medical/surgical ADC. In this case, a hospital of a given number of medical/surgical beds should choose a projected occupancy rate within the range (shown in Column 3) corresponding to that bed size. The hospital's appropriate projected medical/surgical ADC will be the product of the number of medical/surgical beds and the occupancy rate selected from the range in Column 3. The result will generally fall within the range of ADC's shown in Column 1. Hospitals not achieving the occupancy rates recommended for planning are expected to achieve the recommended rates by decreasing beds rather than by increasing utilization.

Source: Task Force on Medical/Surgical Bed Occupancy of the Maine State Health Coordinating Council, March, 1981. (Table 1, p. 19)



The actual number of inpatient days of acute care reported during 1986 was 27,812 or 90.5% of the 30,741 maximum appropriate days. Since actual use was less than that calculated using the standard, the actual use rate in 1986 is applied to 1990 projected population to yield 28,541 expected inpatient days by Augusta area residents in 1990. See Table 2.

Most of the 27,812 inpatient days in 1986 by Augusta area residents were spent at KVMC, 19,816 or 71% (19,816/27,812). By the State Health Plan Standards (Appendix I), KVMC will continue to receive 71% of the inpatient demand expected from Augusta area residents. See Tables 4 and 5.

Use by Augusta area residents, however, accounted for only 47% (19,816/41,814) of KVMC's inpatient days. More than half of KVMC's inpatient demand was due to patients from outside the Augusta area. During 1986, KVMC drew patients from the residents of 36 other of Maine's 66 Community Areas, from residents of the unassigned areas\* in Maine, and from non-Maine residents.

Of the 28,541 inpatient days expected in 1990 by Augusta area residents, 20,333 (71%) are expected to be spent at KVMC. Adding the demand by the residents of all other minor civil divisions and the unassigned areas, KVMC expects 42,454 inpatient days by Maine residents in 1990. See Table 6.

Multiplying the ratio of total to resident inpatient days in 1986 to the expected number of resident inpatient days in 1990 yields the expected number of 42,818 total inpatient days at KVMC in 1990. Inpatient demand by non-Maine residents is assumed by Standard 5 (Appendix I) to change at a rate equal to that for Maine residents. See Table 8.

As assumed by Standard 6 (Appendix I), the birth rate is expected to be 15.4 births per 1,000 population in 1990. The 1990 projected population in the Augusta area of 26,228 yields an expected 404 births to Augusta area mothers. See Table 9.

In 1986 there were 353 births to Augusta area mothers, of which 275 or 78% occurred at KVMC. This accounted for 42% (275/649) of births at KVMC during 1986. For births as for inpatient days, more than half of KVMC's demand was from outside the Augusta area. No residents of unassigned areas and no non-Maine residents gave birth at KVMC in 1986. See Table 10.

Of the 404 live births expected to Augusta area mothers in 1990, 315 (78%) are expected to be at KVMC. Adding the births contributed by other areas results in an expected total of 771 resident births at KVMC in 1990. See Table 11. No adjustment is required for births to non-Maine residents, since none occurred during the base year. See Table 13.

During 1985 the average length of stay for obstetrical care at KVMC was 3.79 days. Of the 44,866 non-obstetrical inpatient days in 1985, 8.00% were for psychiatric care, 6.68% were for Intensive and Cardiac Care, and 85.32% were for Medical/Surgical Care. KVMC reported no inpatient days for alcohol rehabilitation during 1985. See Table 14.

\*I.e., Not assigned to a Community Health Planning Area due to extremely sparse population.

Since the obstetrical average length of stay during the base year was longer than 3.5 days, the standard rate will be used in the following calculations. If a hospital's obstetrical length of stay had been lower than 3.5, then the actual lower rate would be used.

The expected number of 771 births from Table 13 is multiplied by this 3.50 days to yield an expected number of 2,699 obstetrical inpatient days. This is subtracted from the expected total number of 42, 818 inpatient days from Table 6 to yield an expected number of 40,118 non-obstetrical inpatient days. See Table 15.

This is divided among the four non-obstetrical types of care using the proportions from Table 14 to yield the expected number of inpatient days for psychiatric care, intensive and cardiac care, alcohol rehabilitation, and medical/surgical care (which is defined to include pediatric care and medical rehabilitation). See Table 16.

For obstetrical and intensive/cardiac care, Standards 10 and 11 (Appendix I) provide that a Poisson distribution be applied to ensure an empty bed be available to accommodate an incoming patient 95% of the time. A formula is provided which yields 12 each obstetrical and intensive/cardiac care beds at KVMC in 1990. See Table 18.

For psychiatric care and alcohol rehabilitation, Standard 9 requires a 90% occupancy rate. This means KVMC will need 10 psychiatric beds in 1990. No alcohol rehabilitation beds are expected since none were reported during the base year. See Table 19.

Standard 8 (Appendix I), uses Figure F to determine three expected occupancy rates for Medical/Surgical care based on the expected average daily census (inpatient days/365). One rate is given for Certificate of Need (CON) reviews, two others provide a range for internal planning and appropriateness reviews. For KVMC in 1990, the CON rate suggests a need for 108 Med/Surg beds. For internal review, a range of 102-114 beds is appropriate. See Table 20.

Table 22 summarizes the findings for 1990 in terms of numbers of beds. The following describes KVMC:

|  |
|--|
| 12 obstetrical beds                            |
| 10 psychiatric beds                            |
| 12 intensive/cardiac care beds                 |
| <u>102-114</u> medical/surgical beds (CON=108) |
| 135-148 Total beds (CON=141)                   |

As a comparison, the following shows the number of "staffed beds (responding)" from Maine Health Facilities: Resources and Utilization, 1985, Table A3.0:

|                                      |   |                          |
|--------------------------------------|---|--------------------------|
| 130 medical/surgical adult           | \ |                          |
| 15 medical/surgical pediatric        | \ |                          |
| 16 rehabilitation unit               | \ | 16 medical\surgical beds |
| 19 obstetric unit                    |   |                          |
| 11 psychiatric unit                  |   |                          |
| 7 intensive care unit (mixed)        | \ |                          |
| <u>6</u> cardiac intensive care unit | \ | 13 I/C beds              |
| 204 Total Beds                       |   |                          |

LIST OF DETAILED TABLES

- Table 1. Estimated Population by Age and Appropriate Number of Inpatient Days, 1986
- Table 2. Actual and Appropriate Numbers of Inpatient Days by Patient Residence, 1986; with 1990 and 1995 Expected Inpatient Days for Those Areas where Actual in 1986 was Less than Appropriate
- Table 3. Expected Inpatient Days for Those Areas where Actual in 1986 was not Less than Appropriate: Portland and Unassigned Areas, 1990 and 1995
- Table 4. Actual Inpatient Days by Patient Residence, by Hospital, 1986
- Table 5. Actual Inpatient Days by Patient Residence, Percent by Hospital, 1986
- Table 6. Expected Inpatient Days by Patient Residence, by Hospital, 1990
- Table 7. Expected Inpatient Days by Patient Residence, by Hospital, 1995
- Table 8. Resident, Non-Resident, and Total Inpatient Days; Actual 1986, Expected 1990 and 1995
- Table 9. Expected Number of Live Births by Area of Mother's Residence, 1990 and 1995
- Table 10. Actual Live Births by Birth Site and Area of Mother's Residence, 1986
- Table 11. Expected Resident Live Births by Birth Site and Area of Mother's Residence, 1990
- Table 12. Expected Resident Live Births by Birth Site and Area of Mother's Residence, 1995
- Table 13. Resident, Non-Resident, and Total Live Births; Actual 1986, Expected 1990 and 1995
- Table 14. Actual Inpatient Days by Hospital and Type of Care, 1985
- Table 15. Adjusted Average Obstetric Length of Stay, Expected Live Births and Total, Obstetric, and Non-Obstetric Inpatient Days by Hospital; 1990 and 1995
- Table 16. Expected Non-Obstetric Inpatient Days by Hospital and Type of Care, 1990
- Table 17. Expected Non-Obstetric Inpatient Days by Hospital and Type of Care, 1995

- Table 18. Expected Inpatient Days and Beds by Hospital for Obstetric and Intensive/Cardiac Care, 1990 and 1995
- Table 19. Expected Inpatient Days and Beds by Hospital for Psychiatric Care and Alcohol Rehabilitation, 1990 and 1995
- Table 20. Expected Inpatient Days and Beds by Hospital for Medical/Surgical Care (includes Pediatric and Medical Rehabilitation), 1990
- Table 21. Expected Inpatient Days and Beds by Hospital for Medical/Surgical Care (includes Pediatric and Medical Rehabilitation), 1995



DETAILED  
TABLES







Table 2

Actual and Maximum Appropriate Numbers of Inpatient Days by Patient Residence, 1986  
With 1990 and 1995 Expected Inpatient Days for Those Areas where Actual in 1986 was Less than Appropriate

| Community Area<br>of Patient<br>Residence | Actual<br>Inpatient<br>Days, 1986 | Maximum<br>Appropriate<br>Inpatient<br>Days, 1986 | Actual<br>Inpatient Days<br>as a Percent of<br>Appropriate<br>Inpatient Days | Areas Where Actual Utilization in 1986 was Less than Appropriate |                                    |                                 |                                     |                                 |                                     |
|---|-----------------------------------|---|--|--|------------------------------------|---------------------------------|-------------------------------------|---------------------------------|-------------------------------------|
|   |                                   |   |  | 1986<br>Population<br>Estimate                                   | Inpatient<br>Days per<br>1,000 Pop | 1990<br>Projected<br>Population | Expected<br>Inpatient<br>Days, 1990 | 1995<br>Projected<br>Population | Expected<br>Inpatient<br>Days, 1995 |
| Total - All Areas                         | 1,028,034                         | 1,328,605   | 77.4%  |  |                                    |                                 |                                     |                                 |                                     |
| 1 Berwick                                 | 10,014                            | 31,450  | 31.8%  | 28,803   | 347.7                              | 28,507                          | 9,911                               | 29,351                          | 10,205                              |
| 2 York                                    | 11,532                            | 23,277  | 49.5%  | 19,504   | 591.3                              | 20,471                          | 12,104                              | 22,217                          | 13,136                              |
| 3 Sanford                                 | 22,289                            | 35,330  | 63.1%  | 31,213   | 714.1                              | 31,324                          | 22,368                              | 33,302                          | 23,781                              |
| 4 Kennebunk                               | 11,956                            | 15,581  | 76.7%  | 12,826   | 932.2                              | 14,165                          | 13,204                              | 15,163                          | 14,134                              |
| 5 Buxton                                  | 9,566                             | 15,698  | 60.9%  | 16,082   | 594.8                              | 17,144                          | 10,198                              | 18,828                          | 11,199                              |
| 6 Biddeford                               | 24,462                            | 27,687  | 88.4%  | 24,454   | 1,000.3                            | 26,508                          | 26,517                              | 27,842                          | 27,851                              |
| 7 Saco                                    | 19,302                            | 22,896  | 84.3%  | 20,361   | 948.0                              | 20,681                          | 19,605                              | 21,236                          | 20,131                              |
| 8 Scarborough                             | 8,485                             | 11,850  | 71.6%  | 11,463   | 740.2                              | 10,934                          | 8,093                               | 10,522                          | 7,788                               |
| 9 South Portland                          | 30,624                            | 37,200  | 82.3%  | 30,876   | 991.8                              | 32,211                          | 31,948                              | 32,831                          | 32,563                              |
| 10 Gorham                                 | 8,603                             | 11,927  | 72.1%  | 11,523   | 746.6                              | 11,866                          | 8,859                               | 12,584                          | 9,395                               |
| 11 Westbrook                              | 14,969                            | 16,845  | 88.9%  | 15,044   | 995.0                              | 15,077                          | 15,002                              | 14,889                          | 14,815                              |
| 12 Portland                               | 77,974                            | 74,118  | 105.2%   | Actual Utilization in 1986 was Not Less than Appropriate         |                                    |                                 |                                     |                                 |                                     |
| 13 Baldwin                                | 11,202                            | 16,776  | 66.8%  | 16,188   | 692.0                              | 17,386                          | 12,031                              | 18,900                          | 13,079                              |
| 14 Gray                                   | 13,509                            | 18,920  | 71.4%  | 18,501   | 730.2                              | 19,549                          | 14,274                              | 21,148                          | 15,442                              |
| 15 Falmouth                               | 10,345                            | 14,675  | 70.5%  | 11,928   | 867.3                              | 11,870                          | 10,295                              | 11,559                          | 10,025                              |
| 16 Brunswick                              | 16,397                            | 24,898  | 65.9%  | 22,767   | 720.2                              | 24,442                          | 17,603                              | 25,815                          | 18,592                              |
| 17 Freeport                               | 11,577                            | 18,452  | 62.7%  | 17,365   | 666.7                              | 18,301                          | 12,201                              | 19,479                          | 12,986                              |
| 18 Bath                                   | 14,740                            | 22,399  | 65.8%  | 20,069   | 734.5                              | 19,573                          | 14,376                              | 19,432                          | 14,272                              |
| 19 Damariscotta                           | 13,154                            | 19,285  | 68.2%  | 14,949   | 879.9                              | 16,733                          | 14,724                              | 18,192                          | 16,008                              |
| 20 Bridgton                               | 19,413                            | 23,744  | 81.8%  | 20,489   | 947.5                              | 21,722                          | 20,581                              | 23,394                          | 22,165                              |
| 21 New Gloucester                         | 7,512                             | 12,805  | 58.7%  | 12,699   | 591.5                              | 12,611                          | 7,460                               | 12,794                          | 7,568                               |
| 22 Auburn                                 | 25,564                            | 27,682  | 92.3%  | 23,170   | 1,103.3                            | 23,054                          | 25,436                              | 22,862                          | 25,224                              |
| 23 Lewiston                               | 43,888                            | 48,314  | 90.8%  | 38,971   | 1,126.2                            | 39,911                          | 44,947                              | 39,450                          | 44,427                              |
| 24 Lisbon                                 | 11,139                            | 16,574  | 67.2%  | 16,827   | 662.0                              | 17,490                          | 11,578                              | 18,615                          | 12,323                              |
| 25 Topsham                                | 7,068                             | 11,247  | 62.8%  | 12,129   | 582.7                              | 12,045                          | 7,019                               | 12,466                          | 7,264                               |
| 26 Gardiner                               | 17,253                            | 27,795  | 62.1%  | 24,647   | 700.0                              | 25,467                          | 17,827                              | 26,384                          | 18,469                              |
| 27 Whitfield                              | 7,553                             | 14,811  | 51.0%  | 14,281   | 528.9                              | 14,957                          | 7,911                               | 15,647                          | 8,275                               |
| 28 Waldoboro                              | 15,373                            | 26,209  | 58.7%  | 22,048   | 697.3                              | 23,183                          | 16,164                              | 24,588                          | 17,144                              |
| 29 Rockland                               | 18,354                            | 24,658  | 74.4%  | 19,444   | 943.9                              | 20,450                          | 19,304                              | 21,105                          | 19,922                              |
| 30 Norway                                 | 13,404                            | 18,688  | 71.7%  | 15,904   | 842.8                              | 16,645                          | 14,029                              | 17,421                          | 14,683                              |
| 31 Leeds                                  | 6,638                             | 10,383  | 63.9%  | 10,389   | 638.9                              | 10,589                          | 6,766                               | 10,992                          | 7,023                               |
| 32 Monmouth                               | 8,183                             | 16,257  | 50.3%  | 14,392   | 568.6                              | 14,842                          | 8,439                               | 15,330                          | 8,716                               |
| 33 Augusta                                | 27,812                            | 30,741  | 90.5%  | 25,558   | 1,088.2                            | 26,228                          | 28,541                              | 26,076                          | 28,376                              |
| 34 Bethel                                 | 10,324                            | 13,965  | 73.9%  | 11,943   | 864.4                              | 11,763                          | 10,168                              | 11,769                          | 10,174                              |
| 35 Jay                                    | 7,435                             | 11,864  | 62.7%  | 10,532   | 705.9                              | 10,353                          | 7,309                               | 10,247                          | 7,234                               |
| 36 Belgrade                               | 7,903                             | 11,981  | 66.0%  | 11,412   | 692.5                              | 11,735                          | 8,127                               | 12,090                          | 8,373                               |
| 37 Waterville                             | 26,451                            | 29,085  | 90.9%  | 24,453   | 1,081.7                            | 24,423                          | 26,419                              | 23,562                          | 25,487                              |
| 38 Brooks                                 | 8,644                             | 11,781  | 73.4%  | 11,202   | 771.6                              | 11,625                          | 8,970                               | 12,089                          | 9,328                               |
| 39 Belfast                                | 8,456                             | 13,041  | 64.8%  | 11,318   | 747.1                              | 11,442                          | 8,549                               | 11,696                          | 8,738                               |
| 40 Bucksport                              | 9,066                             | 13,233  | 68.5%  | 12,267   | 739.1                              | 12,328                          | 9,111                               | 12,455                          | 9,205                               |

Table 2 (Con't.)

Actual and Maximum Appropriate Numbers of Inpatient Days by Patient Residence, 1986  
With 1990 and 1995 Expected Inpatient Days for Those Areas where Actual in 1986 was Less than Appropriate

| Community Area<br>of Patient<br>Residence | Actual<br>Inpatient<br>Days, 1986 | Maximum<br>Appropriate<br>Inpatient<br>Days, 1986 | Actual<br>Inpatient Days<br>as a Percent of<br>Appropriate<br>Inpatient Days | Areas Where Actual Utilization in 1986 was Less than Appropriate |                                    |                                 |                                     |                                 |                                     |
|---|-----------------------------------|---|--|--|------------------------------------|---------------------------------|-------------------------------------|---------------------------------|-------------------------------------|
|   |                                   |   |  | 1986<br>Population<br>Estimate                                   | Inpatient<br>Days per<br>1,000 Pop | 1990<br>Projected<br>Population | Expected<br>Inpatient<br>Days, 1990 | 1995<br>Projected<br>Population | Expected<br>Inpatient<br>Days, 1995 |
| 41 Rumford                                | 15,614                            | 15,930  | 98.0%  | 12,624   | 1,236.9                            | 13,075                          | 16,172                              | 12,888                          | 15,941                              |
| 42 Farmington                             | 11,584                            | 16,150  | 71.7%  | 14,547   | 796.3                              | 14,861                          | 11,834                              | 15,052                          | 11,986                              |
| 43 Skowhegan                              | 13,291                            | 15,705  | 84.6%  | 13,785   | 964.2                              | 14,130                          | 13,624                              | 14,492                          | 13,973                              |
| 44 Fairfield                              | 12,401                            | 13,447  | 92.2%  | 12,876   | 963.1                              | 13,735                          | 13,228                              | 14,293                          | 13,766                              |
| 45 Pittsfield                             | 7,713                             | 11,095  | 69.5%  | 9,892  | 779.7                              | 10,371                          | 8,086                               | 10,793                          | 8,416                               |
| 46 Rangeley                               | 13,228                            | 20,547  | 64.4%  | 17,093   | 773.9                              | 17,894                          | 13,848                              | 18,708                          | 14,478                              |
| 47 Greenville                             | 11,370                            | 16,569  | 68.6%  | 13,996   | 812.4                              | 14,624                          | 11,880                              | 15,070                          | 12,242                              |
| 48 Dover-Foxcroft                         | 14,601                            | 19,603  | 74.5%  | 16,776   | 870.4                              | 17,574                          | 15,296                              | 18,060                          | 15,719                              |
| 49 Corinth                                | 10,367                            | 14,291  | 72.5%  | 14,041   | 738.3                              | 14,768                          | 10,904                              | 15,501                          | 11,445                              |
| 50 Bangor                                 | 43,331                            | 55,217  | 78.5%  | 50,244   | 862.4                              | 51,579                          | 44,482                              | 52,439                          | 45,224                              |
| 51 Old Town                               | 11,990                            | 16,255  | 73.8%  | 14,965   | 801.2                              | 15,116                          | 12,111                              | 15,239                          | 12,210                              |
| 52 Orono                                  | 3,155                             | 8,770   | 36.0%  | 9,094  | 346.9                              | 7,624                           | 2,645                               | 5,880                           | 2,040                               |
| 53 Brewer                                 | 14,202                            | 20,551  | 69.1%  | 18,226   | 779.2                              | 18,595                          | 14,490                              | 18,558                          | 14,461                              |
| 54 Ellsworth                              | 11,499                            | 13,527  | 85.0%  | 11,259   | 1,021.3                            | 12,025                          | 12,281                              | 12,849                          | 13,123                              |
| 55 Deer Isle                              | 8,967                             | 13,202  | 67.9%  | 10,538   | 850.9                              | 11,496                          | 9,782                               | 12,227                          | 10,404                              |
| 56 Bar Harbor                             | 14,607                            | 18,640  | 78.4%  | 15,160   | 963.5                              | 16,040                          | 15,435                              | 16,541                          | 15,938                              |
| 57 Machias                                | 16,931                            | 21,164  | 80.0%  | 17,202   | 984.2                              | 17,418                          | 17,144                              | 17,470                          | 17,195                              |
| 58 Calais                                 | 14,470                            | 17,670  | 81.9%  | 14,969   | 966.7                              | 15,190                          | 14,684                              | 14,907                          | 14,410                              |
| 59 Lincoln                                | 11,020                            | 14,151  | 77.9%  | 13,127   | 839.5                              | 13,140                          | 11,031                              | 13,048                          | 10,954                              |
| 60 Millinocket                            | 12,484                            | 14,133  | 88.3%  | 13,162   | 948.5                              | 12,901                          | 12,236                              | 12,482                          | 11,839                              |
| 61 Houlton                                | 16,515                            | 20,955  | 78.8%  | 17,756   | 930.1                              | 17,584                          | 16,355                              | 17,260                          | 16,054                              |
| 62 Presque Isle                           | 17,995                            | 26,890  | 66.9%  | 24,307   | 740.3                              | 24,230                          | 17,938                              | 23,632                          | 17,495                              |
| 63 Fort Fairfield                         | 8,412                             | 12,338  | 68.2%  | 14,766   | 569.7                              | 14,766                          | 8,412                               | 14,719                          | 8,385                               |
| 64 Caribou                                | 10,605                            | 13,549  | 78.3%  | 12,211   | 868.5                              | 11,550                          | 10,031                              | 10,880                          | 9,449                               |
| 65 Madawaska                              | 9,623                             | 10,033  | 95.9%  | 8,621  | 1,116.2                            | 7,815                           | 8,723                               | 6,708                           | 7,488                               |
| 66 Fort Kent                              | 9,422                             | 11,254  | 83.7%  | 10,262   | 918.1                              | 9,819                           | 9,015                               | 9,099                           | 8,354                               |
| 99 Unassigned Areas<br>Non-Residents      | 8,873<br>25,631                   | 2,847   | 311.7%   | Actual Utilization in 1986 was Not Less than Appropriate         |                                    |                                 |                                     |                                 |                                     |

NOTES: For those areas where actual 1986 utilization was less than appropriate under the SHP Standards, Appropriate Inpatient Days for 1990 and 1995 are calculated by applying the actual rate of inpatient days per 1,000 population to 1990 and 1995 population projections.

Sources of Data: Actual Inpatient Days from 1986 Patient Origin File, Maine Health Care Finance Commission; Appropriate Inpatient Days calculated using Standards for Acute Care Facilities and Services, 1985 State Health Plan for Maine, Volume III; Population Estimates and Projections by ODRVS.

Table Prepared by Office of Data, Research, and Vital Statistics; Maine Department of Human Services. January, 1988.

filename: STANDARD(BC1) on disk 03-031

Table 3

**EXPECTED INPATIENT DAYS, AVERAGE DAILY CENSUS, AND HOSPITAL BEDS  
APPLYING 1985 STATE HEALTH PLAN USE RATE STANDARDS TO MAINE'S 66 COMMUNITY AREAS, 1980-1995**

| EXPECTED INPATIENT DAYS, AVERAGE DAILY CENSUS, AND HOSPITAL BEDS<br>APPLYING 1985 STATE HEALTH PLAN USE RATE STANDARDS TO MAINE'S 66 COMMUNITY AREAS, 1980-1995 |   |                   |               |                     |               |                       |               |                       |               |
|---|---|-------------------|---------------|---------------------|---------------|-----------------------|---------------|-----------------------|---------------|
| AGE GROUP   | MAXIMUM "APPROPRIATE" NUMBER OF DAYS OF ACUTE CARE PER 1,000 POPULATION | 1980              |               | 1985                |               | 1990                  |               | 1995                  |               |
|   |   | POPULATION COUNTY | PATIENT DAYS  | POPULATION ESTIMATE | PATIENT DAYS  | POPULATION PROJECTION | PATIENT DAYS  | POPULATION PROJECTION | PATIENT DAYS  |
| <b>FOR MAINE COMMUNITY AREA #12. PORTLAND</b>   |   |                   |               |                     |               |                       |               |                       |               |
| 0-14  | 250   | 11,268            | 2,817         | 12,524              | 3,131         | 13,649                | 3,412         | 13,983                | 3,496         |
| 15-44   | 750   | 28,292            | 21,219        | 28,762              | 21,571        | 29,082                | 21,818        | 28,007                | 21,008        |
| 45-64   | 1,350   | 11,814            | 15,949        | 10,742              | 14,502        | 11,192                | 15,109        | 12,518                | 16,899        |
| 65+   | 3,500   | 10,200            | 35,700        | 10,218              | 35,783        | 11,071                | 38,749        | 11,385                | 39,778        |
| <b>TOTAL</b>  |   | <b>61,572</b>     | <b>75,684</b> | <b>62,248</b>       | <b>74,987</b> | <b>65,004</b>         | <b>79,089</b> | <b>65,873</b>         | <b>81,178</b> |
| AGE-ADJUSTED MAXIMUM "APPROPRIATE" NUMBER OF PATIENT DAYS PER 1,000 POPULATION  |   |                   | 1229.2        |                     | 1204.4        |                       | 1215.7        |                       | 1232.3        |
| AGE-ADJUSTED MAXIMUM "APPROPRIATE" AVERAGE DAILY CENSUS (ADC) PER 1,000 POPULATION  |   |                   | 3.4           |                     | 3.3           |                       | 3.3           |                       | 3.4           |
| AGE-ADJUSTED MAXIMUM "APPROPRIATE" NUMBER OF ACUTE CARE HOSPITAL BEDS PER 1,000 POPULATION GIVEN 80% OCCUPANCY  |   |                   | 4.2           |                     | 4.1           |                       | 4.2           |                       | 4.2           |
| AGE-ADJUSTED MAXIMUM "APPROPRIATE" NUMBER OF ACUTE CARE HOSPITAL BEDS GIVEN 80% OCCUPANCY   |   |                   | 259           |                     | 257           |                       | 271           |                       | 278           |
| PERCENT CHANGE FROM EARLIER PERIOD  |   |                   |               |                     | -0.9          |                       | 5.5           |                       | 2.6           |
| <b>FOR #99 UNASSIGNED AREAS</b>   |   |                   |               |                     |               |                       |               |                       |               |
| 0-14  | 250   | 521               | 130           | 413                 | 103           | 371                   | 93            | 332                   | 83            |
| 15-44   | 750   | 1,078             | 807           | 1,078               | 808           | 1,053                 | 790           | 988                   | 740           |
| 45-64   | 1,350   | 554               | 748           | 500                 | 675           | 502                   | 678           | 550                   | 743           |
| 65+   | 3,500   | 255               | 893           | 352                 | 1,232         | 342                   | 1,197         | 351                   | 1,229         |
| <b>TOTAL</b>  |   | <b>2,406</b>      | <b>2,578</b>  | <b>2,343</b>        | <b>2,819</b>  | <b>2,268</b>          | <b>2,757</b>  | <b>2,219</b>          | <b>2,794</b>  |
| AGE-ADJUSTED MAXIMUM "APPROPRIATE" NUMBER OF PATIENT DAYS PER 1,000 POPULATION  |   |                   | 1071.3        |                     | 1203.0        |                       | 1215.7        |                       | 1259.0        |
| AGE-ADJUSTED MAXIMUM "APPROPRIATE" AVERAGE DAILY CENSUS (ADC) PER 1,000 POPULATION  |   |                   | 2.9           |                     | 3.3           |                       | 3.3           |                       | 3.4           |
| AGE-ADJUSTED MAXIMUM "APPROPRIATE" NUMBER OF ACUTE CARE HOSPITAL BEDS PER 1,000 POPULATION GIVEN 80% OCCUPANCY  |   |                   | 3.7           |                     | 4.1           |                       | 4.2           |                       | 4.3           |
| AGE-ADJUSTED MAXIMUM "APPROPRIATE" NUMBER OF ACUTE CARE HOSPITAL BEDS GIVEN 80% OCCUPANCY   |   |                   | 9             |                     | 10            |                       | 9             |                       | 10            |
| PERCENT CHANGE FROM EARLIER PERIOD  |   |                   |               |                     | 9.3           |                       | -2.2          |                       | 1.3           |

TABLE PRODUCED BY THE OFFICE OF DATA, RESEARCH, AND VITAL STATISTICS;  
MAINE DEPARTMENT OF HUMAN SERVICES.

Table 4

## Inpatient Days by Area of Patient Residence, by Hospital, 1986

| Facility Name                   | Total<br>Inpatient<br>Days | MCA #             |                |                   |                     |                  |                     |                |                    |                             |                   |     |
|---------------------------------|----------------------------|-------------------|----------------|-------------------|---------------------|------------------|---------------------|----------------|--------------------|-----------------------------|-------------------|-----|
|                                 |                            | MCA #1<br>Berwick | MCA #2<br>York | MCA #3<br>Sanford | MCA #4<br>Kennebunk | MCA #5<br>Buxton | MCA #6<br>Biddeford | MCA #7<br>Saco | MCA #8<br>Scarboro | MCA #9<br>South<br>Portland | MCA #10<br>Gorham |     |
| All Facilities                  | 1,028,034                  | 10,014            | 11,532         | 22,289            | 11,956              | 9,566            | 24,462              | 19,302         | 8,485              | 30,624                      | 8,603             |     |
| Bath Memorial                   | 8,284                      |                   |                |                   |                     |                  | 3                   |                |                    |                             |                   |     |
| Blue Hill Memorial              | 5,938                      |                   |                |                   |                     |                  |                     |                |                    |                             |                   |     |
| Calais Regional                 | 7,329                      |                   |                |                   |                     |                  |                     |                | 3                  |                             |                   |     |
| Cary Medical Center             | 16,985                     |                   |                |                   |                     |                  |                     |                |                    |                             | 4                 |     |
| Castine Community Hosp          | 911                        |                   |                |                   |                     |                  |                     |                |                    |                             |                   |     |
| Central Maine Med Ctr           | 54,549                     | 10                |                | 6                 |                     | 10               |                     | 37             | 18                 | 20                          | 71                | 8   |
| Down East Community Hospital    | 10,233                     |                   |                |                   |                     |                  |                     |                |                    |                             | 1                 |     |
| Eastern Maine Med Ctr           | 110,835                    |                   |                |                   |                     | 18               |                     | 5              | 10                 |                             | 16                | 7   |
| Franklin Memorial Hosp          | 16,610                     |                   |                |                   |                     |                  |                     |                | 9                  |                             |                   |     |
| Henrietta D Goodall Hosp        | 16,799                     | 764               | 655            | 13,114            | 258                 | 1,248            | 86                  | 78             |                    | 12                          | 11                | 1   |
| Houlton Regional Hosp           | 11,550                     |                   |                |                   |                     |                  |                     |                |                    |                             |                   |     |
| Jackson Brook Institute         | 21,442                     | 633               | 256            | 1,022             | 181                 | 349              | 827                 | 1,041          |                    | 642                         | 1,648             | 528 |
| James A. Taylor Hospital        | 4,191                      |                   |                |                   |                     |                  |                     |                |                    |                             |                   |     |
| Kennebec Valley Medical Center  | 41,814                     |                   |                |                   |                     |                  |                     |                | 4                  |                             | 14                |     |
| Maine Coast Memorial Hosp       | 11,549                     |                   |                |                   |                     |                  |                     |                |                    |                             | 1                 |     |
| Maine Medical Center            | 179,573                    | 2,105             | 1,579          | 4,881             | 2,490               | 3,827            | 4,873               | 5,381          | 4,201              | 16,531                      | 4,133             |     |
| Mayo Regional Hosp              | 12,429                     |                   |                |                   |                     |                  |                     |                |                    |                             | 2                 |     |
| Mercy Hospital                  | 57,740                     | 314               | 354            | 1,254             | 483                 | 1,098            | 1,309               | 1,163          | 1,621              | 8,957                       | 1,561             |     |
| Mid-Maine Medical Center        | 64,743                     |                   |                | 14                |                     | 36               |                     | 52             | 1                  | 63                          | 9                 |     |
| Miles Memorial Hospital         | 6,536                      |                   |                |                   |                     |                  |                     |                |                    |                             |                   |     |
| Millinocket Regional Hospital   | 8,325                      |                   |                |                   |                     |                  |                     | 8              |                    |                             |                   |     |
| Mount Desert Island Hosp        | 9,628                      |                   |                |                   |                     |                  |                     |                |                    |                             | 5                 | 1   |
| New England Rehab Hosp          | 29                         |                   |                |                   |                     |                  |                     |                |                    |                             |                   |     |
| Northern Cumberland Mem Hosp    | 10,129                     |                   |                | 8                 |                     | 4                |                     |                |                    | 4                           | 4                 | 4   |
| Northern Maine Medical Center   | 10,736                     |                   |                |                   |                     |                  |                     |                | 1                  |                             |                   |     |
| Osteopathic Hospital of Maine   | 39,066                     | 8                 | 201            | 175               | 2,011               | 1,759            | 1,074               | 1,809          | 1,835              | 2,908                       | 1,547             |     |
| Parkview Memorial Hospital      | 11,810                     |                   |                | 1                 |                     |                  |                     |                | 2                  | 2                           | 6                 |     |
| Penobscot Bay Medical Center    | 28,772                     |                   |                |                   |                     |                  |                     |                |                    |                             |                   |     |
| Penobscot Valley Hospital       | 5,823                      |                   |                |                   |                     |                  |                     |                |                    |                             |                   |     |
| Redington-Fairview General Hosp | 14,976                     |                   |                |                   |                     |                  |                     |                |                    |                             | 3                 |     |
| Regional Memorial Hospital      | 16,585                     |                   |                |                   |                     |                  |                     |                |                    |                             | 27                | 10  |
| Rumford Community Hospital      | 12,346                     |                   |                |                   |                     |                  |                     |                |                    |                             |                   |     |
| Sebasticook Valley Hospital     | 3,658                      |                   |                |                   |                     |                  |                     |                |                    |                             |                   |     |
| Southern Maine Medical Center   | 37,711                     | 670               | 802            | 1,639             | 6,235               | 1,151            | 15,953              | 9,581          | 95                 | 30                          | 72                |     |
| St Andrew's Hospital            | 2,810                      |                   |                |                   |                     |                  |                     |                |                    |                             |                   |     |
| St Joseph Hospital              | 21,545                     |                   |                |                   |                     |                  |                     |                |                    |                             | 11                |     |
| St Mary's General Hospital      | 51,627                     |                   |                | 14                |                     | 21               | 143                 | 53             | 1                  | 175                         | 48                |     |
| Stephens Memorial Hospital      | 13,967                     |                   |                |                   |                     |                  | 6                   |                | 1                  |                             |                   |     |
| The Argoostook Medical Center   | 22,650                     |                   |                |                   |                     |                  |                     | 13             |                    |                             | 1                 |     |
| Van Buren Community Hospital    | 1,243                      |                   |                |                   |                     |                  |                     |                |                    |                             |                   |     |
| Waldo County General Hosp       | 9,077                      |                   |                | 4                 |                     |                  |                     |                |                    | 3                           |                   |     |
| Waterville Osteopathic Hosp     | 16,477                     |                   |                |                   |                     |                  |                     |                |                    |                             |                   |     |
| Westbrook Community Hosp        | 3,210                      | 7                 | 4              | 34                | 13                  | 70               | 52                  | 129            | 40                 | 141                         | 649               |     |
| York Hospital                   | 15,794                     | 5,503             | 7,681          | 123               | 257                 | 3                | 34                  | 11             | 3                  |                             | 19                |     |

NOTE: Mid-Maine Medical Center includes Charles A. Dean Hospital, and The Argoostook Medical Center includes Community General Hospital and A. R. Gould Memorial Hospital. MCA=Maine Community Area.

Source of Data: 1986 Hospital Patient Origin File, Maine Health Care Finance Commission.

Table Prepared by Office of Data, Research, and Vital Statistics; Maine Department of Human Services. December, 1987.

filename: PT\_DAYS2(61) on disk 03-057

Table 4 (Con't.)

Inpatient Days by Area of Patient Residence, by Hospital, 1986

| Facility Name                   | MCA #11<br>Westbrook | MCA #12<br>Portland | MCA #13<br>Baldwin | MCA #14<br>Gray | MCA #15<br>Falmouth | MCA #16<br>Brunswick | MCA #17<br>Freeport | MCA #18<br>Bath | MCA #19<br>Damariscotta | MCA #20<br>Bridgton |
|---------------------------------|----------------------|---------------------|--------------------|-----------------|---------------------|----------------------|---------------------|-----------------|-------------------------|---------------------|
| All Facilities                  | 14,969               | 77,974              | 11,202             | 13,509          | 10,345              | 16,397               | 11,577              | 14,740          | 13,154                  | 19,413              |
| Bath Memorial                   |                      | 58                  |                    |                 | 4                   | 435                  | 22                  | 6,485           | 555                     |                     |
| Blue Hill Memorial              |                      |                     |                    |                 |                     | 3                    |                     |                 |                         |                     |
| Calais Regional                 |                      | 1                   |                    |                 |                     |                      |                     |                 |                         |                     |
| Cary Medical Center             |                      |                     |                    | 1               |                     |                      |                     |                 |                         |                     |
| Castine Community Hosp          |                      |                     |                    |                 |                     |                      |                     |                 |                         |                     |
| Central Maine Med Ctr           | 12                   | 87                  |                    | 414             | 56                  | 351                  | 296                 | 287             | 44                      | 620                 |
| Down East Community Hospital    |                      |                     |                    |                 |                     |                      |                     |                 |                         |                     |
| Eastern Maine Med Ctr           | 1                    | 282                 |                    | 8               |                     | 122                  |                     | 7               | 74                      |                     |
| Franklin Memorial Hosp          | 7                    | 7                   |                    | 2               |                     |                      |                     |                 |                         | 4                   |
| Henrietta D Goodall Hosp        | 1                    | 25                  | 140                | 6               | 12                  | 1                    |                     |                 |                         | 8                   |
| Houlton Regional Hosp           |                      | 6                   |                    | 8               |                     |                      |                     |                 |                         |                     |
| Jackson Brook Institute         | 554                  | 3,160               | 667                | 640             | 405                 | 416                  | 521                 | 369             | 177                     | 949                 |
| James A. Taylor Hospital        |                      |                     |                    | 2               |                     |                      |                     |                 |                         |                     |
| Kennebec Valley Medical Center  |                      | 32                  |                    |                 |                     | 89                   | 41                  | 85              | 168                     |                     |
| Maine Coast Memorial Hosp       |                      | 1                   |                    |                 |                     |                      |                     |                 |                         |                     |
| Maine Medical Center            | 6,762                | 42,630              | 5,254              | 5,355           | 6,272               | 2,480                | 4,305               | 2,690           | 2,572                   | 4,806               |
| Mayo Regional Hosp              |                      | 1                   |                    |                 |                     |                      |                     |                 |                         |                     |
| Mercy Hospital                  | 4,109                | 20,588              | 1,845              | 2,541           | 2,057               | 397                  | 1,905               | 520             | 452                     | 914                 |
| Mid-Maine Medical Center        | 2                    | 111                 | 19                 | 9               |                     | 30                   | 11                  | 155             | 122                     | 16                  |
| Miles Memorial Hospital         |                      |                     |                    |                 |                     | 5                    |                     | 644             | 4,489                   |                     |
| Millinocket Regional Hospital   |                      | 10                  |                    |                 |                     |                      |                     |                 |                         |                     |
| Mount Desert Island Hosp        |                      | 5                   |                    |                 |                     |                      |                     |                 |                         |                     |
| New England Rehab Hosp          | 11                   |                     |                    | 18              |                     |                      |                     |                 |                         |                     |
| Northern Cumberland Mem Hosp    | 4                    | 1                   | 825                | 34              | 7                   | 1                    |                     |                 | 53                      | 7,785               |
| Northern Maine Medical Center   |                      |                     |                    |                 |                     |                      |                     |                 |                         |                     |
| Osteopathic Hospital of Maine   | 2,706                | 9,890               | 2,261              | 3,853           | 1,292               | 52                   | 1,216               | 41              | 6                       | 2,716               |
| Parkview Memorial Hospital      | 4                    | 51                  |                    | 6               | 37                  | 4,751                | 1,428               | 1,389           | 243                     | 10                  |
| Penobscot Bay Medical Center    |                      | 14                  |                    |                 |                     | 15                   |                     | 79              | 746                     |                     |
| Penobscot Valley Hospital       |                      | 4                   |                    |                 |                     | 2                    |                     |                 |                         |                     |
| Redington-Fairview General Hosp |                      | 2                   |                    |                 |                     | 5                    |                     |                 |                         |                     |
| Regional Memorial Hospital      | 15                   | 83                  |                    | 7               | 127                 | 6,847                | 1,607               | 1,502           | 856                     | 7                   |
| Rumford Community Hospital      |                      | 6                   |                    |                 |                     |                      |                     |                 |                         | 8                   |
| Sebasticook Valley Hospital     |                      |                     |                    |                 |                     |                      |                     |                 |                         |                     |
| Southern Maine Medical Center   | 14                   | 50                  | 73                 | 2               |                     | 13                   | 7                   |                 |                         |                     |
| St Andrew's Hospital            |                      |                     |                    |                 |                     |                      |                     | 52              | 2,581                   |                     |
| St Joseph Hospital              | 1                    | 10                  |                    |                 |                     |                      |                     |                 |                         |                     |
| St Mary's General Hospital      | 88                   | 283                 |                    | 198             | 40                  | 368                  | 199                 | 427             |                         | 545                 |
| Stephens Memorial Hospital      | 7                    | 4                   | 11                 |                 |                     | 2                    |                     |                 | 7                       | 923                 |
| The Arcoostook Medical Center   |                      |                     |                    |                 |                     | 8                    |                     |                 |                         |                     |
| Van Buren Community Hospital    |                      |                     |                    |                 |                     |                      |                     |                 |                         |                     |
| Waldo County General Hosp       |                      | 7                   |                    |                 |                     |                      |                     |                 |                         |                     |
| Waterville Osteopathic Hosp     |                      | 1                   |                    | 2               |                     | 2                    |                     | 8               | 9                       |                     |
| Westbrook Community Hosp        | 663                  | 553                 | 107                | 403             | 36                  | 2                    | 19                  |                 |                         | 102                 |
| York Hospital                   | 8                    | 11                  |                    |                 |                     |                      |                     |                 |                         |                     |

NOTE: Mid-Maine Medical Center includes Charles A. Dean Hospital, and The Arcoostook Medical Center includes Community General Hospital and A. R. Gould Memorial Hospital. MCA=Maine Community Area.

Source of Data: 1986 Hospital Patient Origin File, Maine Health Care Finance Commission.

Table Prepared by Office of Data, Research, and Vital Statistics; Maine Department of Human Services. December, 1987.

filename: PT\_DAYS2(61) on disk 03-057

Table 4 (Con't.)

## Inpatient Days by Area of Patient Residence, by Hospital, 1986

| Facility Name                   | MCA #21<br>New<br>Gloucester | MCA #22<br>Auburn | MCA #23<br>Lewiston | MCA #24<br>Lisbon | MCA #25<br>Topsham | MCA #26<br>Gardiner | MCA #27<br>Whitfield | MCA #28<br>Waldoboro | MCA #29<br>Rockland | MCA #30<br>Norway |
|---------------------------------|------------------------------|-------------------|---------------------|-------------------|--------------------|---------------------|----------------------|----------------------|---------------------|-------------------|
| All Facilities                  | 7,512                        | 25,564            | 43,888              | 11,139            | 7,068              | 17,253              | 7,553                | 15,373               | 18,354              | 13,404            |
| Bath Memorial                   |                              | 7                 | 11                  | 19                | 122                | 209                 | 10                   | 37                   | 11                  |                   |
| Blue Hill Memorial              |                              |                   |                     |                   |                    |                     |                      |                      |                     |                   |
| Calais Regional                 |                              | 1                 |                     |                   |                    |                     |                      |                      |                     |                   |
| Cary Medical Center             |                              |                   | 13                  |                   |                    |                     |                      |                      |                     |                   |
| Castine Community Hosp          |                              |                   |                     |                   |                    |                     |                      |                      |                     |                   |
| Central Maine Med Ctr           | 3,283                        | 14,445            | 16,130              | 4,087             | 275                | 501                 | 15                   |                      | 71                  | 1,238             |
| Down East Community Hospital    |                              |                   |                     |                   |                    |                     |                      |                      |                     |                   |
| Eastern Maine Med Ctr           |                              | 5                 | 7                   |                   | 32                 | 204                 | 88                   | 504                  | 785                 |                   |
| Franklin Memorial Hosp          |                              | 10                | 24                  |                   |                    | 9                   |                      |                      |                     |                   |
| Henrietta D Goodall Hosp        |                              |                   |                     |                   |                    |                     |                      |                      |                     |                   |
| Houlton Regional Hosp           |                              |                   |                     |                   |                    |                     |                      |                      |                     |                   |
| Jackson Brook Institute         | 41                           | 406               | 512                 | 344               | 195                | 219                 |                      | 44                   | 177                 | 105               |
| James A. Taylor Hospital        |                              |                   |                     |                   |                    |                     |                      |                      |                     |                   |
| Kennebec Valley Medical Center  | 5                            | 18                | 65                  | 19                |                    | 11,652              | 2,634                | 225                  | 68                  |                   |
| Maine Coast Memorial Hosp       |                              |                   |                     |                   |                    |                     |                      |                      |                     |                   |
| Maine Medical Center            | 1,330                        | 1,256             | 1,676               | 1,263             | 1,276              | 1,439               | 464                  | 1,559                | 1,843               | 916               |
| Mayo Regional Hosp              |                              |                   |                     |                   |                    |                     |                      |                      |                     |                   |
| Mercy Hospital                  | 204                          | 94                | 196                 | 68                | 81                 | 213                 | 11                   | 125                  | 169                 | 191               |
| Mid-Maine Medical Center        |                              | 83                | 186                 | 138               | 14                 | 1,150               | 3,040                | 237                  | -152                | 165               |
| Miles Memorial Hospital         |                              | 8                 |                     |                   |                    | 44                  | 225                  | 888                  | 10                  |                   |
| Millinocket Regional Hospital   |                              | 3                 | 3                   |                   |                    |                     |                      |                      |                     |                   |
| Mount Desert Island Hosp        |                              |                   |                     |                   |                    |                     |                      |                      | 13                  |                   |
| New England Rehab Hosp          |                              |                   |                     |                   |                    |                     |                      |                      |                     |                   |
| Northern Cumberland Mem Hosp    | 19                           |                   | 9                   | 8                 |                    |                     |                      |                      |                     | 309               |
| Northern Maine Medical Center   |                              |                   |                     |                   |                    |                     |                      |                      |                     |                   |
| Osteopathic Hospital of Maine   | 272                          | 81                | 20                  | 42                | 13                 |                     | 18                   | 4                    |                     | 153               |
| Parkview Memorial Hospital      | 16                           | 42                | 41                  | 1,054             | 1,760              | 574                 | 22                   | 5                    | 8                   | 68                |
| Penobscot Bay Medical Center    |                              | 5                 |                     |                   | 6                  |                     | 171                  | 11,406               | 14,416              |                   |
| Penobscot Valley Hospital       |                              |                   |                     |                   |                    |                     |                      |                      |                     |                   |
| Redington-Fairview General Hosp |                              |                   | 1                   |                   |                    |                     | 6                    |                      |                     |                   |
| Regional Memorial Hospital      | 12                           | 174               | 38                  | 763               | 3,166              | 476                 |                      | 7                    | 102                 |                   |
| Rumford Community Hospital      |                              | 7                 | 19                  |                   |                    |                     |                      |                      |                     | 4                 |
| Sebasticook Valley Hospital     |                              |                   |                     |                   |                    |                     |                      |                      |                     |                   |
| Southern Maine Medical Center   |                              | 4                 | 10                  |                   |                    |                     |                      |                      |                     |                   |
| St Andrew's Hospital            |                              |                   |                     |                   |                    |                     |                      |                      |                     |                   |
| St Joseph Hospital              |                              |                   | 1                   |                   |                    |                     |                      |                      | 7                   |                   |
| St Mary's General Hospital      | 1,591                        | 8,830             | 24,857              | 3,323             | 128                | 406                 | 10                   | 98                   | 64                  | 1,365             |
| Stephens Memorial Hospital      | 739                          | 50                | 34                  |                   |                    |                     |                      |                      |                     | 8,884             |
| The Argoostook Medical Center   |                              |                   |                     |                   |                    |                     |                      |                      |                     |                   |
| Van Buren Community Hospital    |                              | 4                 |                     |                   |                    |                     |                      |                      |                     |                   |
| Waldo County General Hosp       |                              |                   |                     |                   |                    |                     | 8                    | 178                  | 458                 |                   |
| Waterville Osteopathic Hosp     |                              | 8                 | 11                  | 11                |                    | 157                 | 831                  | 56                   |                     |                   |
| Westbrook Community Hosp        |                              | 21                | 24                  |                   |                    |                     |                      |                      |                     | 6                 |
| York Hospital                   |                              | 2                 |                     |                   |                    |                     |                      |                      |                     |                   |

NOTE: Mid-Maine Medical Center includes Charles A. Dean Hospital, and The Argoostook Medical Center includes Community General Hospital and A. R. Gould Memorial Hospital. MCA=Maine Community Area.

Source of Data: 1986 Hospital Patient Origin File, Maine Health Care Finance Commission.

Table Prepared by Office of Data, Research, and Vital Statistics; Maine Department of Human Services. December, 1987.

filename: PT DAYS2(61) on disk 03-057

Table 4 (Con't.)

Inpatient Days by Area of Patient Residence, by Hospital, 1986

| Facility Name                   | MCA #31<br>Leeds | MCA #32<br>Monmouth | MCA #33<br>Augusta | MCA #34<br>Bethel | MCA #35<br>Jay | MCA #36<br>Belgrade | MCA #37<br>Waterville | MCA #38<br>Brooks | MCA #39<br>Belfast | MCA #40<br>Bucksport |
|---------------------------------|------------------|---------------------|--------------------|-------------------|----------------|---------------------|-----------------------|-------------------|--------------------|----------------------|
| All Facilities                  | 6,638            | 8,183               | 27,812             | 10,324            | 7,435          | 7,903               | 26,451                | 8,644             | 8,456              | 9,066                |
| Bath Memorial                   |                  | 20                  | 32                 |                   | 7              |                     | 2                     | 10                |                    |                      |
| Blue Hill Memorial              |                  |                     |                    |                   |                |                     |                       |                   | 6                  | 374                  |
| Calais Regional                 |                  |                     |                    |                   |                |                     |                       |                   |                    |                      |
| Cary Medical Center             |                  |                     |                    |                   |                |                     | 1                     |                   |                    |                      |
| Castine Community Hosp          |                  |                     |                    |                   |                |                     |                       |                   |                    | 131                  |
| Central Maine Med Ctr           | 3,645            | 1,084               | 266                | 1,666             | 1,535          | 19                  | 49                    | 8                 |                    |                      |
| Down East Community Hospital    |                  |                     |                    |                   |                |                     |                       |                   |                    |                      |
| Eastern Maine Med Ctr           |                  | 41                  | 341                | 6                 | 25             | 293                 | 205                   | 1,016             | 1,735              | 5,854                |
| Franklin Memorial Hosp          | 169              | 473                 |                    | 945               | 3,365          | 9                   |                       |                   |                    |                      |
| Henrietta D Goodall Hosp        |                  |                     |                    |                   |                |                     |                       |                   |                    |                      |
| Houlton Regional Hosp           |                  |                     | 4                  |                   |                |                     | 1                     |                   |                    |                      |
| Jackson Brook Institute         |                  | 111                 | 379                | 79                | 140            | 39                  | 34                    |                   |                    | 33                   |
| James A. Taylor Hospital        |                  |                     |                    |                   |                |                     | 4                     |                   | 12                 | 148                  |
| Kennebec Valley Medical Center  | 65               | 4,413               | 19,816             | 12                | 77             | 429                 | 291                   | 31                | 3                  |                      |
| Maine Coast Memorial Hosp       |                  |                     |                    |                   |                |                     |                       |                   |                    | 70                   |
| Maine Medical Center            | 443              | 686                 | 1,739              | 1,498             | 974            | 369                 | 780                   | 516               | 476                | 266                  |
| Mayo Regional Hosp              |                  |                     | 6                  |                   |                |                     |                       |                   |                    |                      |
| Mercy Hospital                  | 28               | 61                  | 172                | 52                | 27             | 26                  | 87                    | 17                |                    |                      |
| Mid-Maine Medical Center        | 69               | 495                 | 3,533              | 160               | 191            | 4,870               | 20,250                | 2,096             | 308                | 89                   |
| Miles Memorial Hospital         |                  |                     | 16                 |                   |                |                     |                       |                   |                    |                      |
| Millinocket Regional Hospital   |                  |                     |                    |                   |                |                     |                       |                   |                    |                      |
| Mount Desert Island Hosp        |                  |                     |                    |                   |                |                     |                       |                   | 17                 |                      |
| New England Rehab Hosp          |                  |                     |                    |                   |                |                     |                       |                   |                    |                      |
| Northern Cumberland Mem Hosp    |                  |                     |                    | 10                |                |                     |                       |                   |                    |                      |
| Northern Maine Medical Center   |                  |                     |                    |                   |                |                     |                       |                   |                    |                      |
| Osteopathic Hospital of Maine   | 9                | 5                   | 19                 | 62                |                |                     | 68                    | 3                 |                    |                      |
| Parkview Memorial Hospital      |                  |                     | 28                 | 38                |                |                     |                       |                   |                    |                      |
| Penobscot Bay Medical Center    |                  |                     | 23                 |                   |                |                     | 2                     | 318               | 466                | 76                   |
| Penobscot Valley Hospital       |                  |                     | 2                  |                   |                |                     |                       |                   |                    |                      |
| Redington-Fairview General Hosp |                  | 2                   | 4                  |                   | 14             | 94                  | 20                    | 7                 |                    |                      |
| Regional Memorial Hospital      | 6                | 21                  | 140                | 40                |                |                     | 3                     |                   |                    |                      |
| Rumford Community Hospital      | 11               |                     | 4                  | 2,986             | 17             |                     |                       |                   |                    |                      |
| Sebasticook Valley Hospital     |                  |                     |                    |                   |                |                     | 3                     | 27                |                    |                      |
| Southern Maine Medical Center   |                  |                     | 35                 |                   |                |                     |                       |                   |                    |                      |
| St Andrew's Hospital            |                  |                     |                    |                   |                |                     | 1                     |                   |                    |                      |
| St Joseph Hospital              |                  |                     |                    |                   |                |                     | 1                     | 5                 | 81                 | 1,238                |
| St Mary's General Hospital      | 1,785            | 590                 | 809                | 700               | 1,027          | 191                 | 99                    |                   |                    |                      |
| Stephens Memorial Hospital      | 408              |                     |                    | 2,035             | 4              |                     | 3                     |                   |                    |                      |
| The Aroostook Medical Center    |                  |                     | 3                  |                   |                |                     |                       |                   |                    |                      |
| Van Buren Community Hospital    |                  |                     |                    |                   |                |                     |                       |                   |                    |                      |
| Waldo County General Hosp       |                  |                     | 6                  |                   |                |                     | 22                    | 2,040             | 5,161              | 764                  |
| Waterville Osteopathic Hosp     |                  | 178                 | 416                | 31                | 32             | 1,564               | 4,525                 | 2,524             | 188                | 23                   |
| Westbrook Community Hosp        |                  | 3                   | 19                 | 4                 |                |                     |                       |                   |                    |                      |
| York Hospital                   |                  |                     |                    |                   |                |                     |                       |                   | 3                  |                      |

NOTE: Mid-Maine Medical Center includes Charles A. Dean Hospital, and The Aroostook Medical Center includes Community General Hospital and A. R. Gould Memorial Hospital. MCA=Maine Community Area.

Source of Data: 1986 Hospital Patient Origin File, Maine Health Care Finance Commission.

Table Prepared by Office of Data, Research, and Vital Statistics; Maine Department of Human Services. December, 1987.

filename: PT\_DAYS2(61) on disk 03-057

Table 4 (Con't.)

## Inpatient Days by Area of Patient Residence, by Hospital, 1986

| Facility Name                   | MCA #41<br>Rumford | MCA #42<br>Farmington | MCA #43<br>Skowhegan | MCA #44<br>Fairfield | MCA #45<br>Pittsfield | MCA #46<br>Rangely | MCA #47<br>Greenville | MCA #48<br>Dover- | MCA #49<br>Foxcroft<br>Corinth |
|---------------------------------|--------------------|-----------------------|----------------------|----------------------|-----------------------|--------------------|-----------------------|-------------------|--------------------------------|
| All Facilities                  | 15,614             | 11,584                | 13,291               | 12,401               | 7,713                 | 13,228             | 11,370                | 14,601            | 10,367                         |
| Bath Memorial                   |                    |                       |                      |                      |                       |                    | 8                     |                   |                                |
| Blue Hill Memorial              |                    |                       |                      |                      |                       |                    |                       |                   |                                |
| Calais Regional                 |                    |                       |                      |                      |                       |                    |                       |                   |                                |
| Cary Medical Center             |                    |                       |                      |                      |                       |                    |                       |                   |                                |
| Castine Community Hosp          |                    |                       |                      |                      |                       |                    |                       |                   |                                |
| Central Maine Med Ctr           | 2,118              | 648                   | 5                    | 52                   |                       | 387                | 29                    |                   |                                |
| Down East Community Hospital    |                    |                       |                      |                      |                       |                    |                       |                   |                                |
| Eastern Maine Med Ctr           | 91                 | 82                    | 130                  | 113                  | 618                   | 70                 | 1,776                 | 4,359             | 4,320                          |
| Franklin Memorial Hosp          | 298                | 7,128                 | 68                   |                      |                       | 3,675              |                       | 7                 |                                |
| Henrietta D Goodall Hosp        |                    |                       |                      |                      |                       |                    |                       |                   |                                |
| Houlton Regional Hosp           |                    |                       |                      |                      |                       |                    |                       | 9                 |                                |
| Jackson Brook Institute         | 215                | 45                    | 135                  | 56                   |                       | 28                 |                       |                   |                                |
| James A. Taylor Hospital        |                    |                       |                      |                      | 9                     |                    |                       | 115               | 431                            |
| Kennebec Valley Medical Center  | 54                 | 57                    | 217                  | 103                  | 30                    | 87                 | 16                    |                   | 6                              |
| Maine Coast Memorial Hosp       |                    |                       |                      |                      |                       |                    |                       | 7                 |                                |
| Maine Medical Center            | 1,656              | 1,590                 | 782                  | 385                  | 321                   | 1,360              | 444                   | 495               | 479                            |
| Mayo Regional Hosp              |                    |                       | 32                   |                      | 153                   | 13                 | 2,582                 | 7,893             | 773                            |
| Mercy Hospital                  | 253                | 169                   | 78                   |                      | 10                    | 66                 |                       | 26                |                                |
| Mid-Maine Medical Center        | 137                | 1,220                 | 4,349                | 8,252                | 2,746                 | 2,474              | 3,514                 | 290               | 1,530                          |
| Miles Memorial Hospital         |                    |                       |                      |                      |                       |                    |                       |                   |                                |
| Millinocket Regional Hospital   |                    |                       |                      |                      |                       |                    |                       | 351               |                                |
| Mount Desert Island Hosp        |                    |                       |                      |                      |                       |                    |                       |                   |                                |
| New England Rehab Hosp          |                    |                       |                      |                      |                       |                    |                       |                   |                                |
| Northern Cumberland Mem Hosp    |                    |                       |                      |                      |                       |                    |                       |                   |                                |
| Northern Maine Medical Center   |                    |                       |                      |                      |                       |                    |                       |                   |                                |
| Osteopathic Hospital of Maine   | 25                 |                       | 93                   |                      | 3                     |                    |                       |                   |                                |
| Parkview Memorial Hospital      |                    | 24                    | 6                    |                      |                       |                    |                       |                   |                                |
| Penobscot Bay Medical Center    | 4                  |                       |                      |                      |                       |                    |                       |                   | 62                             |
| Penobscot Valley Hospital       |                    |                       |                      |                      |                       |                    |                       |                   |                                |
| Redington-Fairview General Hosp |                    | 45                    | 6,835                | 200                  | 570                   | 4,222              | 2,585                 | 29                | 84                             |
| Regional Memorial Hospital      | 36                 |                       |                      |                      |                       |                    |                       |                   |                                |
| Rumford Community Hospital      | 8,977              | 29                    |                      |                      |                       | 100                |                       |                   |                                |
| Sebasticook Valley Hospital     |                    |                       | 7                    | 160                  | 2,184                 |                    | 27                    | 137               | 971                            |
| Southern Maine Medical Center   |                    |                       |                      |                      |                       |                    |                       |                   |                                |
| St Andrew's Hospital            |                    |                       |                      |                      |                       |                    |                       |                   |                                |
| St Joseph Hospital              |                    |                       |                      | 11                   | 88                    |                    | 216                   | 824               | 1,344                          |
| St Mary's General Hospital      | 1,211              | 462                   | 49                   | 59                   |                       | 391                |                       |                   |                                |
| Stephens Memorial Hospital      | 539                |                       |                      |                      |                       |                    |                       |                   |                                |
| The Aroostook Medical Center    |                    |                       |                      |                      |                       |                    |                       |                   |                                |
| Van Buren Community Hospital    |                    |                       |                      |                      |                       |                    |                       |                   |                                |
| Waldo County General Hosp       |                    |                       |                      | 2                    | 18                    |                    |                       | 5                 |                                |
| Waterville Osteopathic Hosp     |                    | 85                    | 505                  | 3,008                | 963                   | 355                | 138                   | 67                | 367                            |
| Westbrook Community Hosp        |                    |                       |                      |                      |                       |                    | 9                     |                   |                                |
| York Hospital                   |                    |                       |                      |                      |                       |                    |                       | 13                |                                |

NOTE: Mid-Maine Medical Center includes Charles A. Dean Hospital, and The Aroostook Medical Center includes Community General Hospital and A. R. Gould Memorial Hospital. MCA=Maine Community Area.

Source of Data: 1986 Hospital Patient Origin File, Maine Health Care Finance Commission.

Table Prepared by Office of Data, Research, and Vital Statistics; Maine Department of Human Services. December, 1987.

filename: PT\_DAYS2(G1) on disk 03-057



Table 4 (Con't.)

Inpatient Days by Area of Patient Residence, by Hospital, 1986

| Facility Name                   | MCA #51           |             | MCA #52<br>Orono | MCA #53<br>Brewer | MCA #54<br>Ellsworth | MCA #55      |                          | MCA #57<br>Machias | MCA #58<br>Calais | MCA #59<br>Lincoln | MCA #60<br>Millinocket |
|---------------------------------|-------------------|-------------|------------------|-------------------|----------------------|--------------|--------------------------|--------------------|-------------------|--------------------|------------------------|
|                                 | MCA #50<br>Bangor | Old<br>Town |                  |                   |                      | Deer<br>Isle | MCA #56<br>Bar<br>Harbor |                    |                   |                    |                        |
| All Facilities                  | 43,331            | 11,990      | 3,155            | 14,202            | 11,499               | 8,967        | 14,607                   | 16,931             | 14,470            | 11,020             | 12,484                 |
| Bath Memorial                   | 6                 |             |                  |                   |                      |              |                          |                    |                   |                    |                        |
| Blue Hill Memorial              | 16                |             |                  | 24                | 765                  | 4,244        | 216                      | 114                | 9                 |                    |                        |
| Calais Regional                 | 6                 |             |                  |                   |                      |              |                          | 88                 | 7,031             |                    |                        |
| Cary Medical Center             | 6                 |             |                  |                   |                      |              |                          |                    |                   |                    | 5                      |
| Castine Community Hosp          |                   |             |                  |                   |                      | 754          |                          |                    |                   |                    |                        |
| Central Maine Med Ctr           | 19                |             |                  |                   |                      |              |                          |                    | 11                |                    |                        |
| Down East Community Hospital    | 1                 |             |                  |                   |                      |              | 9                        | 9,012              | 868               |                    |                        |
| Eastern Maine Med Ctr           | 31,547            | 8,572       | 2,529            | 11,268            | 2,819                | 2,490        | 3,086                    | 3,880              | 4,853             | 3,950              | 4,142                  |
| Franklin Memorial Hosp          |                   |             |                  |                   |                      |              |                          |                    |                   |                    |                        |
| Henrietta D Goodall Hosp        |                   |             |                  |                   |                      |              |                          |                    |                   |                    |                        |
| Houlton Regional Hosp           | 2                 |             |                  |                   |                      |              |                          |                    |                   | 33                 | 460                    |
| Jackson Brook Institute         | 363               |             |                  |                   |                      |              |                          |                    |                   |                    |                        |
| James A. Taylor Hospital        | 2,514             | 241         | 114              | 383               | 15                   |              |                          |                    | 12                |                    |                        |
| Kennebec Valley Medical Center  | 22                |             |                  |                   | 4                    |              |                          |                    | 203               |                    | 11                     |
| Maine Coast Memorial Hosp       | 25                |             | 8                | 40                | 5,259                | 466          | 3,187                    | 2,093              | 104               |                    |                        |
| Maine Medical Center            | 638               | 356         | 26               | 225               | 296                  | 181          | 372                      | 573                | 380               | 322                | 358                    |
| Mayo Regional Hosp              | 6                 | 46          |                  | 6                 |                      |              | 4                        |                    |                   | 371                | 155                    |
| Mercy Hospital                  | 53                |             |                  | 27                |                      |              |                          | 21                 | 9                 |                    | 4                      |
| Mid-Maine Medical Center        | 243               | 22          | 3                |                   | 374                  | 257          | 212                      | 12                 | 9                 | 5                  | 106                    |
| Miles Memorial Hospital         |                   |             |                  |                   |                      |              |                          |                    |                   |                    |                        |
| Millinocket Regional Hospital   | 14                |             |                  |                   |                      |              |                          |                    |                   | 372                | 6,756                  |
| Mount Desert Island Hosp        | 3                 |             |                  |                   | 1,524                | 58           | 7,257                    | 250                | 8                 |                    |                        |
| New England Rehab Hosp          |                   |             |                  |                   |                      |              |                          |                    |                   |                    |                        |
| Northern Cumberland Mem Hosp    | 2                 |             |                  |                   |                      |              |                          |                    |                   |                    |                        |
| Northern Maine Medical Center   |                   |             |                  |                   |                      |              |                          |                    |                   |                    |                        |
| Osteopathic Hospital of Maine   | 5                 |             |                  |                   |                      |              |                          | 11                 |                   |                    |                        |
| Parkview Memorial Hospital      | 4                 |             |                  |                   |                      |              |                          |                    |                   |                    |                        |
| Penobscot Bay Medical Center    | 57                |             |                  |                   |                      |              |                          | 22                 | 107               | 10                 |                        |
| Penobscot Valley Hospital       | 15                | 104         |                  |                   |                      |              |                          |                    |                   | 5,284              | 43                     |
| Redington-Fairview General Hosp | 9                 |             |                  |                   |                      |              |                          |                    |                   |                    |                        |
| Regional Memorial Hospital      | 8                 |             |                  |                   |                      |              |                          |                    |                   |                    |                        |
| Rumford Community Hospital      |                   |             |                  |                   |                      |              |                          |                    |                   |                    |                        |
| Sebasticook Valley Hospital     | 18                |             |                  |                   |                      |              |                          | 5                  |                   |                    |                        |
| Southern Maine Medical Center   |                   |             |                  |                   |                      |              |                          |                    |                   |                    |                        |
| St Andrew's Hospital            |                   |             |                  |                   |                      |              |                          |                    |                   |                    |                        |
| St Joseph Hospital              | 7,438             | 2,583       | 475              | 2,229             | 428                  | 517          | 264                      | 827                | 859               | 648                | 376                    |
| St Mary's General Hospital      | 28                | 59          |                  |                   |                      |              |                          |                    |                   | 4                  |                        |
| Stephens Memorial Hospital      |                   |             |                  |                   |                      |              |                          |                    | 7                 |                    |                        |
| The Aroostook Medical Center    | 8                 |             |                  |                   | 15                   |              |                          |                    |                   | 21                 | 68                     |
| Van Buren Community Hospital    |                   |             |                  |                   |                      |              |                          |                    |                   |                    |                        |
| Waldo County General Hosp       | 60                | 7           |                  |                   |                      |              |                          |                    |                   |                    |                        |
| Waterville Osteopathic Hosp     | 195               |             |                  |                   |                      |              |                          | 23                 |                   |                    |                        |
| Westbrook Community Hosp        |                   |             |                  |                   |                      |              |                          |                    |                   |                    |                        |
| York Hospital                   |                   |             |                  |                   |                      |              |                          |                    |                   |                    |                        |

NOTE: Mid-Maine Medical Center includes Charles A. Dean Hospital, and The Aroostook Medical Center includes Community General Hospital and A. R. Gould Memorial Hospital. MCA=Maine Community Area.

Source of Data: 1986 Hospital Patient Origin File, Maine Health Care Finance Commission.

Table Prepared by Office of Data, Research, and Vital Statistics; Maine Department of Human Services. December, 1987.

filename: PT\_DAYS2(61) on disk 03-057

Table 4 (Con't.)

## Inpatient Days by Area of Patient Residence, by Hospital, 1986

| Facility Name                   | MCA #          |                        |                          |                |                  |                     | Residents<br>of<br>Unassigned<br>Areas | Non-Maine Residents |                     |
|---------------------------------|----------------|------------------------|--------------------------|----------------|------------------|---------------------|--|---------------------|---------------------|
|                                 | #61<br>Houlton | #62<br>Presque<br>Isle | #63<br>Fort<br>Fairfield | #64<br>Caribou | #65<br>Madawaska | #66<br>Fort<br>Kent |  | Inpatient<br>Days   | Percent<br>of Total |
| All Facilities                  | 16,515         | 17,995                 | 8,412                    | 10,605         | 9,623            | 9,422               | 8,873                                  | 25,631              | 2.5%                |
| Bath Memorial                   |                |                        |                          |                |                  |                     | 82                                     | 129                 | 1.6%                |
| Blue Hill Memorial              |                |                        |                          |                |                  |                     | 60                                     | 107                 | 1.8%                |
| Calais Regional                 |                |                        |                          |                |                  |                     | 101                                    | 98                  | 1.3%                |
| Cary Medical Center             | 113            | 1,963                  | 3,326                    | 7,872          | 2,616            | 808                 | 92                                     | 165                 | 1.0%                |
| Castine Community Hosp          |                |                        |                          |                |                  |                     | 26                                     |                     | 0.0%                |
| Central Maine Med Ctr           |                | 6                      | 11                       |                |                  |                     | 153                                    | 446                 | 0.8%                |
| Down East Community Hospital    |                |                        |                          |                |                  |                     | 50                                     | 292                 | 2.9%                |
| Eastern Maine Med Ctr           | 2,664          | 1,125                  | 229                      | 840            | 522              | 467                 | 1,013                                  | 1,589               | 1.4%                |
| Franklin Memorial Hosp          |                |                        |                          |                |                  |                     | 78                                     | 323                 | 1.9%                |
| Henrietta D Goodall Hosp        |                |                        |                          |                |                  |                     | 36                                     | 343                 | 2.0%                |
| Houlton Regional Hosp           | 10,748         | 79                     |                          | 4              |                  |                     | 133                                    | 63                  | 0.5%                |
| Jackson Brook Institute         | 61             | 58                     |                          | 54             |                  |                     | 1,322                                  | 1,262               | 5.9%                |
| James A. Taylor Hospital        |                |                        |                          |                |                  |                     | 164                                    | 1                   | 0.0%                |
| Kennebec Valley Medical Center  |                | 18                     |                          |                |                  |                     | 375                                    | 355                 | 0.8%                |
| Maine Coast Memorial Hosp       |                | 6                      |                          |                |                  |                     | 53                                     | 229                 | 2.0%                |
| Maine Medical Center            | 696            | 1,513                  | 713                      | 456            | 438              | 504                 | 536                                    | 9,582               | 5.3%                |
| Mayo Regional Hosp              | 73             |                        |                          |                |                  |                     | 120                                    | 193                 | 1.6%                |
| Mercy Hospital                  | 75             | 5                      |                          | 83             | 25               |                     | 392                                    | 1,180               | 2.0%                |
| Mid-Maine Medical Center        |                | 14                     | 32                       | 2              |                  |                     | 563                                    | 501                 | 0.8%                |
| Miles Memorial Hospital         |                |                        |                          |                |                  |                     | 35                                     | 172                 | 2.6%                |
| Millinocket Regional Hospital   | 609            |                        |                          | 5              |                  |                     | 112                                    | 82                  | 1.0%                |
| Mount Desert Island Hosp        |                |                        |                          |                |                  |                     | 119                                    | 368                 | 3.8%                |
| New England Rehab Hosp          |                |                        |                          |                |                  |                     |  |                     | 0.0%                |
| Northern Cumberland Mem Hosp    |                |                        |                          |                |                  |                     | 73                                     | 965                 | 9.5%                |
| Northern Maine Medical Center   |                | 15                     |                          | 45             | 3,174            | 6,397               | 100                                    | 1,004               | 9.4%                |
| Osteopathic Hospital of Maine   | 10             |                        |                          |                |                  |                     | 244                                    | 546                 | 1.4%                |
| Parkview Memorial Hospital      |                |                        |                          |                |                  |                     | 129                                    | 61                  | 0.5%                |
| Penobscot Bay Medical Center    |                |                        |                          |                |                  |                     | 267                                    | 500                 | 1.7%                |
| Penobscot Valley Hospital       | 95             | 2                      |                          |                |                  |                     | 231                                    | 41                  | 0.7%                |
| Redington-Fairview General Hosp |                |                        |                          |                |                  |                     | 70                                     | 169                 | 1.1%                |
| Regional Memorial Hospital      |                |                        |                          |                |                  |                     | 150                                    | 355                 | 2.1%                |
| Rumford Community Hospital      |                |                        |                          |                |                  |                     | 60                                     | 118                 | 1.0%                |
| Sebasticook Valley Hospital     |                |                        |                          |                |                  |                     | 63                                     | 56                  | 1.5%                |
| Southern Maine Medical Center   | 11             |                        |                          |                | 4                |                     | 209                                    | 1,051               | 2.8%                |
| St Andrew's Hospital            |                |                        |                          |                |                  |                     | 47                                     | 129                 | 4.6%                |
| St Joseph Hospital              | 405            | 27                     | 16                       | 78             | 36               | 82                  | 281                                    | 138                 | 0.6%                |
| St Mary's General Hospital      |                |                        |                          |                |                  |                     | 582                                    | 306                 | 0.6%                |
| Stephens Memorial Hospital      |                |                        |                          |                |                  |                     | 96                                     | 207                 | 1.5%                |
| The Argoostook Medical Center   | 955            | 13,163                 | 4,076                    | 1,166          | 1,586            | 1,164               | 247                                    | 156                 | 0.7%                |
| Van Buren Community Hospital    |                |                        | 9                        |                | 1,222            |                     | 8                                      |                     | 0.0%                |
| Waldo County General Hosp       |                |                        |                          |                |                  |                     | 147                                    | 187                 | 2.1%                |
| Waterville Osteopathic Hosp     |                |                        |                          |                |                  |                     | 96                                     | 98                  | 0.6%                |
| Westbrook Community Hosp        |                |                        |                          |                |                  |                     | 85                                     | 15                  | 0.5%                |
| York Hospital                   |                | 1                      |                          |                |                  |                     | 73                                     | 2,049               | 13.0%               |

NOTE: Mid-Maine Medical Center includes Charles A. Dean Hospital, and The Argoostook Medical Center includes Community General Hospital and A. R. Gould Memorial Hospital. MCA=Maine Community Area.

Source of Data: 1986 Hospital Patient Origin File, Maine Health Care Finance Commission.

Table Prepared by Office of Data, Research, and Vital Statistics; Maine Department of Human Services. December, 1987.

filename: PT\_DAYS2(61) on disk 03-057

Table 5

Actual Inpatient Days by Patient Residence, Percent by Hospital, 1986

| Facility Name                   | Total          | MCA #      |         |            |              |           |              |         |                |                   |            |
|---------------------------------|----------------|------------|---------|------------|--------------|-----------|--------------|---------|----------------|-------------------|------------|
|                                 | Inpatient Days | #1 Berwick | #2 York | #3 Sanford | #4 Kennebunk | #5 Buxton | #6 Biddeford | #7 Saco | #8 Scarborough | #9 South Portland | #10 Gorham |
| All Facilities                  | 100.0%         | 100.0%     | 100.0%  | 100.0%     | 100.0%       | 100.0%    | 100.0%       | 100.0%  | 100.0%         | 100.0%            | 100.0%     |
| Bath Memorial                   | 0.8%           |            |         |            |              |           | 0.01%        |         |                |                   |            |
| Blue Hill Memorial              | 0.6%           |            |         |            |              |           |              |         |                |                   |            |
| Calais Regional                 | 0.7%           |            |         |            |              |           |              |         | 0.04%          |                   |            |
| Cary Medical Center             | 1.7%           |            |         |            |              |           |              |         |                | 0.01%             |            |
| Castine Community Hosp          | 0.1%           |            |         |            |              |           |              |         |                |                   |            |
| Central Maine Med Ctr           | 5.3%           | 0.10%      |         | 0.03%      | 0.08%        |           | 0.15%        | 0.09%   | 0.24%          | 0.23%             | 0.09%      |
| Down East Community Hospital    | 1.0%           |            |         |            |              |           |              |         |                | 0.00%             |            |
| Eastern Maine Med Ctr           | 10.8%          |            |         |            | 0.15%        |           | 0.02%        | 0.05%   |                | 0.05%             | 0.08%      |
| Franklin Memorial Hosp          | 1.6%           |            |         |            |              |           |              | 0.05%   |                |                   |            |
| Henrietta D Goodall Hosp        | 1.6%           | 7.63%      | 5.68%   | 58.84%     | 2.16%        | 13.05%    | 0.35%        | 0.40%   | 0.14%          | 0.04%             | 0.01%      |
| Houlton Regional Hosp           | 1.1%           |            |         |            |              |           |              |         |                |                   |            |
| Jackson Brook Institute         | 2.1%           | 6.32%      | 2.22%   | 4.59%      | 1.51%        | 3.65%     | 3.38%        | 5.39%   | 7.57%          | 5.38%             | 6.14%      |
| James A. Taylor Hospital        | 0.4%           |            |         |            |              |           |              |         |                |                   |            |
| Kennebec Valley Medical Center  | 4.1%           |            |         |            |              |           |              | 0.02%   |                | 0.05%             |            |
| Maine Coast Memorial Hosp       | 1.1%           |            |         |            |              |           |              |         |                | 0.00%             |            |
| Maine Medical Center            | 17.5%          | 21.02%     | 13.69%  | 21.90%     | 20.83%       | 40.01%    | 19.92%       | 27.88%  | 49.51%         | 53.98%            | 48.04%     |
| Mayo Regional Hosp              | 1.2%           |            |         |            |              |           |              |         |                | 0.01%             |            |
| Mercy Hospital                  | 5.6%           | 3.14%      | 3.07%   | 5.63%      | 4.04%        | 11.48%    | 5.35%        | 6.03%   | 19.10%         | 29.25%            | 18.14%     |
| Mid-Maine Medical Center        | 6.3%           |            |         | 0.06%      |              | 0.38%     | 0.21%        |         | 0.01%          | 0.21%             | 0.10%      |
| Miles Memorial Hospital         | 0.6%           |            |         |            |              |           |              |         |                |                   |            |
| Millinocket Regional Hospital   | 0.8%           |            |         |            |              |           | 0.03%        |         |                |                   |            |
| Mount Desert Island Hosp        | 0.9%           |            |         |            |              |           |              |         |                | 0.02%             | 0.01%      |
| New England Rehab Hosp          | 0.0%           |            |         |            |              |           |              |         |                |                   |            |
| Northern Cumberland Mem Hosp    | 1.0%           |            |         | 0.04%      |              | 0.04%     |              |         | 0.05%          | 0.01%             | 0.05%      |
| Northern Maine Medical Center   | 1.0%           |            |         |            |              |           |              |         | 0.01%          |                   |            |
| Osteopathic Hospital of Maine   | 3.8%           | 0.08%      | 1.74%   | 0.79%      | 16.82%       | 18.39%    | 4.39%        | 9.37%   | 21.63%         | 9.50%             | 17.98%     |
| Parkview Memorial Hospital      | 1.1%           |            |         | 0.00%      |              |           |              | 0.01%   | 0.02%          |                   | 0.07%      |
| Penobscot Bay Medical Center    | 2.8%           |            |         |            |              |           |              |         |                |                   |            |
| Penobscot Valley Hospital       | 0.6%           |            |         |            |              |           |              |         |                |                   |            |
| Redington-Fairview General Hosp | 1.5%           |            |         |            |              |           |              |         |                | 0.01%             |            |
| Regional Memorial Hospital      | 1.6%           |            |         |            |              |           |              |         |                | 0.09%             | 0.12%      |
| Rumford Community Hospital      | 1.2%           |            |         |            |              |           |              |         |                |                   |            |
| Sebasticook Valley Hospital     | 0.4%           |            |         |            |              |           |              |         |                |                   |            |
| Southern Maine Medical Center   | 3.7%           | 6.69%      | 6.95%   | 7.35%      | 52.15%       | 12.03%    | 65.22%       | 49.64%  | 1.12%          | 0.10%             | 0.84%      |
| St Andrew's Hospital            | 0.3%           |            |         |            |              |           |              |         |                |                   |            |
| St Joseph Hospital              | 2.1%           |            |         |            |              |           |              |         |                | 0.04%             |            |
| St Mary's General Hospital      | 5.0%           |            |         | 0.06%      |              | 0.22%     | 0.58%        | 0.27%   | 0.01%          | 0.57%             | 0.56%      |
| Stephens Memorial Hospital      | 1.4%           |            |         |            |              |           | 0.02%        |         | 0.01%          |                   |            |
| The Aroostook Medical Center    | 2.2%           |            |         |            |              |           |              | 0.07%   |                | 0.00%             |            |
| Van Buren Community Hospital    | 0.1%           |            |         |            |              |           |              |         |                |                   |            |
| Waldo County General Hosp       | 0.9%           |            |         | 0.02%      |              |           |              |         | 0.04%          |                   |            |
| Waterville Osteopathic Hosp     | 1.6%           |            |         |            |              |           |              |         |                |                   |            |
| Westbrook Community Hosp        | 0.3%           | 0.07%      | 0.03%   | 0.15%      | 0.11%        | 0.73%     | 0.21%        | 0.67%   | 0.47%          | 0.46%             | 7.54%      |
| York Hospital                   | 1.5%           | 54.95%     | 66.61%  | 0.55%      | 2.15%        | 0.03%     | 0.14%        | 0.06%   | 0.04%          |                   | 0.22%      |

NOTE: Mid-Maine Medical Center includes Charles A. Dean Hospital, and The Aroostook Medical Center includes Community General Hospital and A. R. Gould Memorial Hospital. MCA=Maine Community Area.

Source of Data: 1986 Hospital Patient Origin File, Maine Health Care Finance Commission.

Table Prepared by Office of Data, Research, and Vital Statistics; Maine Department of Human Services. December, 1987.

filename: PT\_DAYS1(6101) on disk 03-057

Table 5 (Con't.)

Actual Inpatient Days by Patient Residence, Percent by Hospital, 1986

| Facility Name                   | MCA #11<br>Westbrook | MCA #12<br>Portland | MCA #13<br>Baldwin | MCA #14<br>Gray | MCA #15<br>Falmouth | MCA #16<br>Brunswick | MCA #17<br>Freeport | MCA #18<br>Bath | MCA #19<br>Damariscotta | MCA #20<br>Bridgton |
|---------------------------------|----------------------|---------------------|--------------------|-----------------|---------------------|----------------------|---------------------|-----------------|-------------------------|---------------------|
| All Facilities                  | 100.0%               | 100.0%              | 100.0%             | 100.0%          | 100.0%              | 100.0%               | 100.0%              | 100.0%          | 100.0%                  | 100.0%              |
| Bath Memorial                   |                      | 0.07%               |                    |                 | 0.04%               | 2.65%                | 0.19%               | 44.00%          | 4.22%                   |                     |
| Blue Hill Memorial              |                      |                     |                    |                 |                     | 0.02%                |                     |                 |                         |                     |
| Calais Regional                 |                      | 0.00%               |                    |                 |                     |                      |                     |                 |                         |                     |
| Cary Medical Center             |                      |                     |                    | 0.01%           |                     |                      |                     |                 |                         |                     |
| Castine Community Hosp          |                      |                     |                    |                 |                     |                      |                     |                 |                         |                     |
| Central Maine Med Ctr           | 0.08%                | 0.11%               |                    | 3.06%           | 0.54%               | 2.14%                | 2.56%               | 1.95%           | 0.33%                   | 3.19%               |
| Down East Community Hospital    |                      |                     |                    |                 |                     |                      |                     |                 |                         |                     |
| Eastern Maine Med Ctr           | 0.01%                | 0.36%               |                    | 0.06%           |                     | 0.74%                |                     | 0.05%           | 0.56%                   |                     |
| Franklin Memorial Hosp          | 0.05%                | 0.01%               |                    | 0.01%           |                     |                      |                     |                 |                         | 0.02%               |
| Henrietta D Goodall Hosp        | 0.01%                | 0.03%               | 1.25%              | 0.04%           | 0.12%               | 0.01%                |                     |                 |                         | 0.04%               |
| Houlton Regional Hosp           |                      | 0.01%               |                    | 0.06%           |                     |                      |                     |                 |                         |                     |
| Jackson Brook Institute         | 3.70%                | 4.05%               | 5.95%              | 4.74%           | 3.91%               | 2.54%                | 4.50%               | 2.50%           | 1.35%                   | 4.89%               |
| James A. Taylor Hospital        |                      |                     |                    | 0.01%           |                     |                      |                     |                 |                         |                     |
| Kennebec Valley Medical Center  |                      | 0.04%               |                    |                 |                     | 0.54%                | 0.35%               | 0.58%           | 1.28%                   |                     |
| Maine Coast Memorial Hosp       |                      | 0.00%               |                    |                 |                     |                      |                     |                 |                         |                     |
| Maine Medical Center            | 45.17%               | 54.67%              | 46.90%             | 39.64%          | 60.63%              | 15.12%               | 37.19%              | 18.25%          | 19.55%                  | 24.76%              |
| Mayo Regional Hosp              |                      | 0.00%               |                    |                 |                     |                      |                     |                 |                         |                     |
| Mercy Hospital                  | 27.45%               | 26.40%              | 16.47%             | 18.81%          | 19.88%              | 2.42%                | 16.46%              | 3.53%           | 3.44%                   | 4.71%               |
| Mid-Maine Medical Center        | 0.01%                | 0.14%               | 0.17%              | 0.07%           |                     | 0.18%                | 0.10%               | 1.05%           | 0.93%                   | 0.08%               |
| Miles Memorial Hospital         |                      |                     |                    |                 |                     | 0.03%                |                     | 4.37%           | 34.13%                  |                     |
| Millinocket Regional Hospital   |                      | 0.01%               |                    |                 |                     |                      |                     |                 |                         |                     |
| Mount Desert Island Hosp        |                      | 0.01%               |                    |                 |                     |                      |                     |                 |                         |                     |
| New England Rehab Hosp          | 0.07%                |                     |                    | 0.13%           |                     |                      |                     |                 |                         |                     |
| Northern Cumberland Mem Hosp    | 0.03%                | 0.00%               | 7.36%              | 0.25%           | 0.07%               | 0.01%                |                     |                 | 0.40%                   | 40.10%              |
| Northern Maine Medical Center   |                      |                     |                    |                 |                     |                      |                     |                 |                         |                     |
| Osteopathic Hospital of Maine   | 18.08%               | 12.68%              | 20.18%             | 28.52%          | 12.49%              | 0.32%                | 10.50%              | 0.28%           | 0.05%                   | 13.99%              |
| Parkview Memorial Hospital      | 0.03%                | 0.07%               |                    | 0.04%           | 0.36%               | 28.97%               | 12.33%              | 9.42%           | 1.85%                   | 0.05%               |
| Penobscot Bay Medical Center    |                      | 0.02%               |                    |                 |                     | 0.09%                |                     | 0.54%           | 5.67%                   |                     |
| Penobscot Valley Hospital       |                      | 0.01%               |                    |                 |                     | 0.01%                |                     |                 |                         |                     |
| Redington-Fairview General Hosp |                      | 0.00%               |                    |                 |                     | 0.03%                |                     |                 |                         |                     |
| Regional Memorial Hospital      | 0.10%                | 0.11%               |                    | 0.05%           | 1.23%               | 41.76%               | 13.88%              | 10.19%          | 6.51%                   | 0.04%               |
| Rumford Community Hospital      |                      | 0.01%               |                    |                 |                     |                      |                     |                 |                         | 0.04%               |
| Sebastiack Valley Hospital      |                      |                     |                    |                 |                     |                      |                     |                 |                         |                     |
| Southern Maine Medical Center   | 0.09%                | 0.06%               | 0.65%              | 0.01%           |                     | 0.08%                | 0.06%               |                 |                         |                     |
| St Andrew's Hospital            |                      |                     |                    |                 |                     |                      |                     | 0.35%           | 19.62%                  |                     |
| St Joseph Hospital              | 0.01%                | 0.01%               |                    |                 |                     |                      |                     |                 |                         |                     |
| St Mary's General Hospital      | 0.59%                | 0.36%               |                    | 1.47%           | 0.39%               | 2.24%                | 1.72%               | 2.90%           |                         | 2.81%               |
| Stephens Memorial Hospital      | 0.05%                | 0.01%               | 0.10%              |                 |                     | 0.01%                |                     |                 | 0.05%                   | 4.75%               |
| The Aroostook Medical Center    |                      |                     |                    |                 |                     | 0.05%                |                     |                 |                         |                     |
| Van Buren Community Hospital    |                      |                     |                    |                 |                     |                      |                     |                 |                         |                     |
| Waldo County General Hosp       |                      | 0.01%               |                    |                 |                     |                      |                     |                 |                         |                     |
| Waterville Osteopathic Hosp     |                      | 0.00%               |                    | 0.01%           |                     | 0.01%                |                     | 0.05%           | 0.07%                   |                     |
| Westbrook Community Hosp        | 4.43%                | 0.71%               | 0.96%              | 2.98%           | 0.35%               | 0.01%                | 0.16%               |                 |                         | 0.53%               |
| York Hospital                   | 0.05%                | 0.01%               |                    |                 |                     |                      |                     |                 |                         |                     |

NOTE: Mid-Maine Medical Center includes Charles A. Dean Hospital, and The Aroostook Medical Center includes Community General Hospital and A. R. Gould Memorial Hospital. MCA=Maine Community Area.

Source of Data: 1986 Hospital Patient Origin File, Maine Health Care Finance Commission.

Table Prepared by Office of Data, Research, and Vital Statistics; Maine Department of Human Services. December, 1987.

filename: PT\_DAYS1(6101) on disk 03-057

Table 5 (Con't.)

Actual Inpatient Days by Patient Residence, Percent by Hospital, 1986

| Facility Name                   | MCA #             |               |                 |               |                |                 |                  |                  |                 |               |
|---------------------------------|-------------------|---------------|-----------------|---------------|----------------|-----------------|------------------|------------------|-----------------|---------------|
|                                 | New<br>Gloucester | #22<br>Auburn | #23<br>Lewiston | #24<br>Lisbon | #25<br>Topsham | #26<br>Gardiner | #27<br>Whitfield | #28<br>Waldoboro | #29<br>Rockland | #30<br>Norway |
| All Facilities                  | 100.0%            | 100.0%        | 100.0%          | 100.0%        | 100.0%         | 100.0%          | 100.0%           | 100.0%           | 100.0%          | 100.0%        |
| Bath Memorial                   |                   | 0.03%         | 0.03%           | 0.17%         | 1.73%          | 1.21%           | 0.13%            | 0.24%            | 0.06%           |               |
| Blue Hill Memorial              |                   |               |                 |               |                |                 |                  |                  |                 |               |
| Calais Regional                 |                   | 0.00%         |                 |               |                |                 |                  |                  |                 |               |
| Cary Medical Center             |                   |               | 0.03%           |               |                |                 |                  |                  |                 |               |
| Castine Community Hosp          |                   |               |                 |               |                |                 |                  |                  |                 |               |
| Central Maine Med Ctr           | 43.70%            | 56.51%        | 36.75%          | 36.69%        | 3.89%          | 2.90%           | 0.20%            |                  | 0.39%           | 9.24%         |
| Down East Community Hospital    |                   |               |                 |               |                |                 |                  |                  |                 |               |
| Eastern Maine Med Ctr           |                   | 0.02%         | 0.02%           |               | 0.45%          | 1.18%           | 1.17%            | 3.28%            | 4.28%           |               |
| Franklin Memorial Hosp          |                   | 0.04%         | 0.05%           |               |                | 0.05%           |                  |                  |                 |               |
| Henrietta D Goodall Hosp        |                   |               |                 |               |                |                 |                  |                  |                 |               |
| Houlton Regional Hosp           |                   |               |                 |               |                |                 |                  |                  |                 |               |
| Jackson Brook Institute         | 0.55%             | 1.59%         | 1.17%           | 3.09%         | 2.76%          | 1.27%           |                  | 0.29%            | 0.96%           | 0.78%         |
| James A. Taylor Hospital        |                   |               |                 |               |                |                 |                  |                  |                 |               |
| Kennebec Valley Medical Center  | 0.07%             | 0.07%         | 0.15%           | 0.17%         |                | 67.54%          | 34.87%           | 1.46%            | 0.37%           |               |
| Maine Coast Memorial Hosp       |                   |               |                 |               |                |                 |                  |                  |                 |               |
| Maine Medical Center            | 17.71%            | 4.91%         | 3.82%           | 11.34%        | 18.05%         | 8.34%           | 6.14%            | 10.14%           | 10.04%          | 6.83%         |
| Mayo Regional Hosp              |                   |               |                 |               |                |                 |                  |                  |                 |               |
| Mercy Hospital                  | 2.72%             | 0.37%         | 0.45%           | 0.61%         | 1.15%          | 1.23%           | 0.15%            | 0.81%            | 0.92%           | 1.42%         |
| Mid-Maine Medical Center        |                   | 0.32%         | 0.42%           | 1.24%         | 0.20%          | 6.67%           | 40.25%           | 1.54%            | 0.83%           | 1.23%         |
| Miles Memorial Hospital         |                   | 0.03%         |                 |               |                | 0.26%           | 2.98%            | 5.78%            | 0.05%           |               |
| Millinocket Regional Hospital   |                   | 0.01%         | 0.01%           |               |                |                 |                  |                  |                 |               |
| Mount Desert Island Hosp        |                   |               |                 |               |                |                 |                  |                  | 0.07%           |               |
| New England Rehab Hosp          |                   |               |                 |               |                |                 |                  |                  |                 |               |
| Northern Cumberland Mem Hosp    | 0.25%             |               | 0.02%           | 0.07%         |                |                 |                  |                  |                 | 2.31%         |
| Northern Maine Medical Center   |                   |               |                 |               |                |                 |                  |                  |                 |               |
| Osteopathic Hospital of Maine   | 3.62%             | 0.32%         | 0.05%           | 0.38%         | 0.18%          |                 | 0.24%            | 0.03%            |                 | 1.14%         |
| Parkview Memorial Hospital      | 0.21%             | 0.16%         | 0.09%           | 9.46%         | 24.90%         | 3.33%           | 0.29%            | 0.03%            | 0.04%           | 0.51%         |
| Penobscot Bay Medical Center    |                   | 0.02%         |                 |               | 0.08%          |                 | 2.26%            | 74.20%           | 78.54%          |               |
| Penobscot Valley Hospital       |                   |               |                 |               |                |                 |                  |                  |                 |               |
| Redington-Fairview General Hosp |                   |               | 0.00%           |               |                |                 | 0.08%            |                  |                 |               |
| Regional Memorial Hospital      | 0.16%             | 0.68%         | 0.09%           | 6.85%         | 44.79%         | 2.76%           |                  | 0.05%            | 0.56%           | 0.03%         |
| Rumford Community Hospital      |                   | 0.03%         | 0.04%           |               |                |                 |                  |                  |                 |               |
| Sebasticook Valley Hospital     |                   |               |                 |               |                |                 |                  |                  |                 |               |
| Southern Maine Medical Center   |                   | 0.02%         | 0.02%           |               |                |                 |                  |                  |                 |               |
| St Andrew's Hospital            |                   |               |                 |               |                |                 |                  |                  |                 |               |
| St Joseph Hospital              |                   |               | 0.00%           |               |                |                 |                  |                  | 0.04%           |               |
| St Mary's General Hospital      | 21.18%            | 34.54%        | 56.64%          | 29.83%        | 1.81%          | 2.35%           | 0.13%            | 0.64%            | 0.35%           | 10.18%        |
| Stephens Memorial Hospital      | 9.84%             | 0.20%         | 0.08%           |               |                |                 |                  |                  |                 | 66.28%        |
| The Aroostook Medical Center    |                   |               |                 |               |                |                 |                  |                  |                 |               |
| Van Buren Community Hospital    |                   | 0.02%         |                 |               |                |                 |                  |                  |                 |               |
| Waldo County General Hosp       |                   |               |                 |               |                |                 | 0.11%            | 1.16%            | 2.50%           |               |
| Waterville Osteopathic Hosp     |                   | 0.03%         | 0.03%           | 0.10%         |                | 0.91%           | 11.00%           | 0.36%            |                 |               |
| Westbrook Community Hosp        |                   | 0.08%         | 0.05%           |               |                |                 |                  |                  |                 | 0.04%         |
| York Hospital                   |                   | 0.01%         |                 |               |                |                 |                  |                  |                 |               |

NOTE: Mid-Maine Medical Center includes Charles A. Dean Hospital, and The Aroostook Medical Center includes Community General Hospital and A. R. Gould Memorial Hospital. MCA=Maine Community Area.

Source of Data: 1986 Hospital Patient Origin File, Maine Health Care Finance Commission.

Table Prepared by Office of Data, Research, and Vital Statistics; Maine Department of Human Services. December, 1987.

filename: PT\_DAYS1(G101) on disk 03-057

Table 5 (Con't.)

Actual Inpatient Days by Patient Residence, Percent by Hospital, 1986

| Facility Name                   | MCA #31<br>Leeds | MCA #32<br>Monmouth | MCA #33<br>Augusta | MCA #34<br>Bethel | MCA #35<br>Jay | MCA #36<br>Belgrade | MCA #37<br>Waterville | MCA #38<br>Brooks | MCA #39<br>Belfast | MCA #40<br>Bucksport |
|---------------------------------|------------------|---------------------|--------------------|-------------------|----------------|---------------------|-----------------------|-------------------|--------------------|----------------------|
| All Facilities                  | 100.0%           | 100.0%              | 100.0%             | 100.0%            | 100.0%         | 100.0%              | 100.0%                | 100.0%            | 100.0%             | 100.0%               |
| Bath Memorial                   |                  | 0.24%               | 0.12%              |                   | 0.09%          |                     | 0.01%                 | 0.12%             |                    |                      |
| Blue Hill Memorial              |                  |                     |                    |                   |                |                     |                       |                   | 0.07%              | 4.13%                |
| Calais Regional                 |                  |                     |                    |                   |                |                     |                       |                   |                    |                      |
| Cary Medical Center             |                  |                     |                    |                   |                |                     | 0.00%                 |                   |                    |                      |
| Castine Community Hosp          |                  |                     |                    |                   |                |                     |                       |                   |                    | 1.44%                |
| Central Maine Med Ctr           | 54.91%           | 13.25%              | 0.96%              | 16.14%            | 20.65%         | 0.24%               | 0.19%                 | 0.09%             |                    |                      |
| Down East Community Hospital    |                  |                     |                    |                   |                |                     |                       |                   |                    |                      |
| Eastern Maine Med Ctr           |                  | 0.50%               | 1.23%              | 0.06%             | 0.34%          | 3.71%               | 0.78%                 | 11.75%            | 20.52%             | 64.57%               |
| Franklin Memorial Hosp          | 2.55%            | 5.78%               |                    | 9.15%             | 45.26%         | 0.11%               |                       |                   |                    |                      |
| Henrietta D Goodall Hosp        |                  |                     |                    |                   |                |                     |                       |                   |                    |                      |
| Houlton Regional Hosp           |                  |                     | 0.01%              |                   |                |                     | 0.00%                 |                   |                    |                      |
| Jackson Brook Institute         |                  | 1.36%               | 1.36%              | 0.77%             | 1.88%          | 0.49%               | 0.13%                 |                   |                    | 0.36%                |
| James A. Taylor Hospital        |                  |                     |                    |                   |                |                     | 0.02%                 | 0.30%             | 0.14%              | 1.63%                |
| Kennebec Valley Medical Center  | 0.98%            | 53.93%              | 71.25%             | 0.12%             | 1.04%          | 5.43%               | 1.10%                 | 0.36%             | 0.04%              |                      |
| Maine Coast Memorial Hosp       |                  |                     |                    |                   |                |                     |                       |                   |                    | 0.77%                |
| Maine Medical Center            | 6.67%            | 8.38%               | 6.25%              | 14.51%            | 13.10%         | 4.67%               | 2.95%                 | 5.97%             | 5.63%              | 2.93%                |
| Mayo Regional Hosp              |                  |                     | 0.02%              |                   |                |                     |                       |                   |                    |                      |
| Mercy Hospital                  | 0.42%            | 0.75%               | 0.62%              | 0.50%             | 0.36%          | 0.33%               | 0.33%                 | 0.20%             |                    |                      |
| Mid-Maine Medical Center        | 1.04%            | 6.05%               | 12.70%             | 1.55%             | 2.57%          | 61.62%              | 76.56%                | 24.25%            | 3.64%              | 0.98%                |
| Miles Memorial Hospital         |                  |                     | 0.06%              |                   |                |                     |                       |                   |                    |                      |
| Millinocket Regional Hospital   |                  |                     |                    |                   |                |                     |                       |                   |                    |                      |
| Mount Desert Island Hosp        |                  |                     |                    |                   |                |                     |                       |                   | 0.20%              |                      |
| New England Rehab Hosp          |                  |                     |                    |                   |                |                     |                       |                   |                    |                      |
| Northern Cumberland Mem Hosp    |                  |                     |                    | 0.10%             |                |                     |                       |                   |                    |                      |
| Northern Maine Medical Center   |                  |                     |                    |                   |                |                     |                       |                   |                    |                      |
| Osteopathic Hospital of Maine   | 0.14%            | 0.06%               | 0.07%              | 0.60%             |                |                     | 0.26%                 | 0.03%             |                    |                      |
| Parkview Memorial Hospital      |                  |                     | 0.10%              | 0.37%             |                |                     |                       |                   |                    |                      |
| Penobscot Bay Medical Center    |                  |                     | 0.08%              |                   |                |                     | 0.01%                 | 3.68%             | 5.51%              | 0.84%                |
| Penobscot Valley Hospital       |                  |                     | 0.01%              |                   |                |                     |                       |                   |                    |                      |
| Redington-Fairview General Hosp |                  | 0.02%               | 0.01%              |                   | 0.19%          | 1.19%               | 0.08%                 | 0.08%             |                    |                      |
| Regional Memorial Hospital      | 0.09%            | 0.26%               | 0.50%              | 0.39%             |                |                     | 0.01%                 |                   |                    |                      |
| Rumford Community Hospital      | 0.17%            |                     | 0.01%              | 28.92%            | 0.23%          |                     |                       |                   |                    |                      |
| Sebasticook Valley Hospital     |                  |                     |                    |                   |                |                     | 0.01%                 | 0.31%             |                    |                      |
| Southern Maine Medical Center   |                  |                     | 0.13%              |                   |                |                     |                       |                   |                    |                      |
| St Andrew's Hospital            |                  |                     |                    |                   |                |                     | 0.00%                 |                   |                    |                      |
| St Joseph Hospital              |                  |                     |                    |                   |                |                     | 0.00%                 | 0.06%             | 0.96%              | 13.66%               |
| St Mary's General Hospital      | 26.89%           | 7.21%               | 2.91%              | 6.78%             | 13.81%         | 2.42%               | 0.37%                 |                   |                    |                      |
| Stephens Memorial Hospital      | 6.15%            |                     |                    | 19.71%            | 0.05%          |                     | 0.01%                 |                   |                    |                      |
| The Arcoostook Medical Center   |                  |                     | 0.01%              |                   |                |                     |                       |                   |                    |                      |
| Van Buren Community Hospital    |                  |                     |                    |                   |                |                     |                       |                   |                    |                      |
| Waldo County General Hosp       |                  |                     | 0.02%              |                   |                |                     | 0.08%                 | 23.60%            | 61.03%             | 8.43%                |
| Waterville Osteopathic Hosp     |                  | 2.18%               | 1.50%              | 0.30%             | 0.43%          | 19.79%              | 17.11%                | 29.20%            | 2.22%              | 0.25%                |
| Westbrook Community Hosp        |                  | 0.04%               | 0.07%              | 0.04%             |                |                     |                       |                   |                    |                      |
| York Hospital                   |                  |                     |                    |                   |                |                     |                       |                   | 0.04%              |                      |

NOTE: Mid-Maine Medical Center includes Charles A. Dean Hospital, and The Arcoostook Medical Center includes Community General Hospital and A. R. Gould Memorial Hospital. MCA=Maine Community Area.

Source of Data: 1986 Hospital Patient Origin File, Maine Health Care Finance Commission.

Table Prepared by Office of Data, Research, and Vital Statistics; Maine Department of Human Services. December, 1987.

filename: PT DAYS1(G101) on disk 03-057

Table 5 (Con't.)

## Actual Inpatient Days by Patient Residence, Percent by Hospital, 1986

| Facility Name                   | MCA #41<br>Rumford | MCA #42<br>Farvington | MCA #43<br>Skowhegan | MCA #44<br>Fairfield | MCA #45<br>Pittsfield | MCA #46<br>Rangely | MCA #47<br>Greenville | MCA #48<br>Dover-<br>Foxcroft | MCA #49<br>Corinth |
|---------------------------------|--------------------|-----------------------|----------------------|----------------------|-----------------------|--------------------|-----------------------|-------------------------------|--------------------|
| All Facilities                  | 100.0%             | 100.0%                | 100.0%               | 100.0%               | 100.0%                | 100.0%             | 100.0%                | 100.0%                        | 100.0%             |
| Bath Memorial                   |                    |                       |                      |                      |                       |                    | 0.07%                 |                               |                    |
| Blue Hill Memorial              |                    |                       |                      |                      |                       |                    |                       |                               |                    |
| Calais Regional                 |                    |                       |                      |                      |                       |                    |                       |                               |                    |
| Cary Medical Center             |                    |                       |                      |                      |                       |                    |                       |                               |                    |
| Castine Community Hosp          |                    |                       |                      |                      |                       |                    |                       |                               |                    |
| Central Maine Med Ctr           | 13.56%             | 5.59%                 | 0.04%                | 0.42%                |                       | 2.93%              | 0.26%                 |                               |                    |
| Down East Community Hospital    |                    |                       |                      |                      |                       |                    |                       |                               |                    |
| Eastern Maine Med Ctr           | 0.58%              | 0.71%                 | 0.98%                | 0.91%                | 8.01%                 | 0.53%              | 15.62%                | 29.85%                        | 41.67%             |
| Franklin Memorial Hosp          | 1.91%              | 61.53%                | 0.51%                |                      |                       | 27.78%             |                       | 0.05%                         |                    |
| Henrietta D Goodall Hosp        |                    |                       |                      |                      |                       |                    |                       |                               |                    |
| Houlton Regional Hosp           |                    |                       |                      |                      |                       |                    |                       | 0.06%                         |                    |
| Jackson Brook Institute         | 1.38%              | 0.39%                 | 1.02%                | 0.45%                |                       | 0.21%              |                       |                               |                    |
| James A. Taylor Hospital        |                    |                       |                      |                      | 0.12%                 |                    |                       | 0.79%                         | 4.16%              |
| Kennebec Valley Medical Center  | 0.35%              | 0.49%                 | 1.63%                | 0.83%                | 0.39%                 | 0.66%              | 0.14%                 |                               | 0.06%              |
| Maine Coast Memorial Hosp       |                    |                       |                      |                      |                       |                    |                       | 0.05%                         |                    |
| Maine Medical Center            | 10.61%             | 13.73%                | 5.88%                | 3.10%                | 4.16%                 | 10.28%             | 3.91%                 | 3.39%                         | 4.62%              |
| Mayo Regional Hosp              |                    |                       | 0.24%                |                      | 1.98%                 | 0.10%              | 22.71%                | 54.06%                        | 7.46%              |
| Mercy Hospital                  | 1.62%              | 1.46%                 | 0.59%                |                      | 0.13%                 | 0.50%              | 0.23%                 |                               |                    |
| Mid-Maine Medical Center        | 0.88%              | 10.53%                | 32.72%               | 66.54%               | 35.60%                | 18.70%             | 30.91%                | 1.99%                         | 14.76%             |
| Miles Memorial Hospital         |                    |                       |                      |                      |                       |                    |                       |                               |                    |
| Millinocket Regional Hospital   |                    |                       |                      |                      |                       |                    |                       | 2.40%                         |                    |
| Mount Desert Island Hosp        |                    |                       |                      |                      |                       |                    |                       |                               |                    |
| New England Rehab Hosp          |                    |                       |                      |                      |                       |                    |                       |                               |                    |
| Northern Cumberland Mem Hosp    |                    |                       |                      |                      |                       |                    |                       |                               |                    |
| Northern Maine Medical Center   |                    |                       |                      |                      |                       |                    |                       |                               |                    |
| Osteopathic Hospital of Maine   | 0.16%              |                       | 0.70%                |                      | 0.04%                 |                    |                       |                               |                    |
| Parkview Memorial Hospital      |                    | 0.21%                 | 0.05%                |                      |                       |                    |                       |                               |                    |
| Penobscot Bay Medical Center    | 0.03%              |                       |                      |                      |                       |                    |                       |                               | 0.60%              |
| Penobscot Valley Hospital       |                    |                       |                      |                      |                       |                    |                       |                               |                    |
| Redington-Fairview General Hosp |                    | 0.39%                 | 51.43%               | 1.61%                | 7.39%                 | 31.92%             | 22.74%                | 0.20%                         | 0.81%              |
| Regional Memorial Hospital      | 0.23%              |                       |                      |                      |                       |                    |                       |                               |                    |
| Rumford Community Hospital      | 57.49%             | 0.25%                 |                      |                      |                       | 0.76%              |                       |                               |                    |
| Sebasticook Valley Hospital     |                    |                       | 0.05%                | 1.29%                | 28.32%                |                    | 0.24%                 | 0.94%                         | 9.37%              |
| Southern Maine Medical Center   |                    |                       |                      |                      |                       |                    |                       |                               |                    |
| St Andrew's Hospital            |                    |                       |                      |                      |                       |                    |                       |                               |                    |
| St Joseph Hospital              |                    |                       |                      | 0.09%                | 1.14%                 |                    | 1.90%                 | 5.64%                         | 12.96%             |
| St Mary's General Hospital      | 7.76%              | 3.99%                 | 0.37%                | 0.48%                |                       | 2.96%              |                       |                               |                    |
| Stephens Memorial Hospital      | 3.45%              |                       |                      |                      |                       |                    |                       |                               |                    |
| The Aroostook Medical Center    |                    |                       |                      |                      |                       |                    |                       |                               |                    |
| Van Buren Community Hospital    |                    |                       |                      |                      |                       |                    |                       |                               |                    |
| Waldo County General Hosp       |                    |                       |                      | 0.02%                | 0.23%                 |                    |                       | 0.03%                         |                    |
| Waterville Osteopathic Hosp     |                    | 0.73%                 | 3.80%                | 24.26%               | 12.49%                | 2.68%              | 1.21%                 | 0.46%                         | 3.54%              |
| Westbrook Community Hosp        |                    |                       |                      |                      |                       |                    | 0.08%                 |                               |                    |
| York Hospital                   |                    |                       |                      |                      |                       |                    |                       | 0.09%                         |                    |

NOTE: Mid-Maine Medical Center includes Charles A. Dean Hospital, and The Aroostook Medical Center includes Community General Hospital and A. R. Gould Memorial Hospital. MCA=Maine Community Area.

Source of Data: 1986 Hospital Patient Origin File, Maine Health Care Finance Commission.

Table Prepared by Office of Data, Research, and Vital Statistics; Maine Department of Human Services. December, 1987.

filename: PT\_DAYS1(G101) on disk 03-057

Table 5 (Con't.)

Actual Inpatient Days by Patient Residence, Percent by Hospital, 1986

| Facility Name                   | MCA #51           |             | MCA #52<br>Orono | MCA #53<br>Brewer | MCA #54<br>Ellsworth | MCA #55 MCA #56 |               | MCA #57<br>Machias | MCA #58<br>Calais | MCA #59<br>Lincoln | MCA #60<br>Millinocket |
|---------------------------------|-------------------|-------------|------------------|-------------------|----------------------|-----------------|---------------|--------------------|-------------------|--------------------|------------------------|
|                                 | MCA #50<br>Bangor | Old<br>Town |                  |                   |                      | Deer<br>Isle    | Bar<br>Harbor |                    |                   |                    |                        |
| All Facilities                  | 100.0%            | 100.0%      | 100.0%           | 100.0%            | 100.0%               | 100.0%          | 100.0%        | 100.0%             | 100.0%            | 100.0%             | 100.0%                 |
| Bath Memorial                   | 0.01%             |             |                  |                   |                      |                 |               |                    |                   |                    |                        |
| Blue Hill Memorial              | 0.04%             |             |                  | 0.17%             | 6.65%                | 47.33%          | 1.48%         | 0.67%              | 0.06%             |                    |                        |
| Calais Regional                 | 0.01%             |             |                  |                   |                      |                 |               | 0.52%              | 48.59%            |                    |                        |
| Cary Medical Center             | 0.01%             |             |                  |                   |                      |                 |               |                    |                   |                    | 0.04%                  |
| Castine Community Hosp          |                   |             |                  |                   |                      | 8.41%           |               |                    |                   |                    |                        |
| Central Maine Med Ctr           | 0.04%             |             |                  |                   |                      |                 |               |                    | 0.08%             |                    |                        |
| Down East Community Hospital    | 0.00%             |             |                  |                   |                      |                 | 0.06%         | 53.23%             | 6.00%             |                    |                        |
| Eastern Maine Med Ctr           | 72.80%            | 71.49%      | 80.16%           | 79.34%            | 24.52%               | 27.77%          | 21.13%        | 22.92%             | 33.54%            | 35.84%             | 33.18%                 |
| Franklin Memorial Hosp          |                   |             |                  |                   |                      |                 |               |                    |                   |                    |                        |
| Henrietta D Goodall Hosp        |                   |             |                  |                   |                      |                 |               |                    |                   |                    |                        |
| Houlton Regional Hosp           | 0.00%             |             |                  |                   |                      |                 |               |                    |                   | 0.30%              | 3.68%                  |
| Jackson Brook Institute         | 0.84%             |             |                  |                   |                      |                 |               |                    |                   |                    |                        |
| James A. Taylor Hospital        | 5.80%             | 2.01%       | 3.61%            | 2.70%             | 0.13%                |                 |               |                    | 0.08%             |                    |                        |
| Kennebec Valley Medical Center  | 0.05%             |             |                  |                   | 0.03%                |                 |               |                    | 1.40%             |                    | 0.09%                  |
| Maine Coast Memorial Hosp       | 0.06%             |             | 0.25%            | 0.28%             | 45.73%               | 5.20%           | 21.82%        | 12.36%             | 0.72%             |                    |                        |
| Maine Medical Center            | 1.47%             | 2.97%       | 0.82%            | 1.58%             | 2.57%                | 2.02%           | 2.55%         | 3.38%              | 2.63%             | 2.92%              | 2.87%                  |
| Mayo Regional Hosp              | 0.01%             | 0.38%       |                  | 0.04%             |                      |                 | 0.03%         |                    |                   | 3.37%              | 1.24%                  |
| Mercy Hospital                  | 0.12%             |             |                  | 0.19%             |                      |                 |               | 0.12%              | 0.06%             |                    | 0.03%                  |
| Mid-Maine Medical Center        | 0.56%             | 0.18%       | 0.10%            |                   | 3.25%                | 2.87%           | 1.45%         | 0.07%              | 0.06%             | 0.05%              | 0.85%                  |
| Miles Memorial Hospital         |                   |             |                  |                   |                      |                 |               |                    |                   |                    |                        |
| Millinocket Regional Hospital   | 0.03%             |             |                  |                   |                      |                 |               |                    |                   | 3.38%              | 54.12%                 |
| Mount Desert Island Hosp        | 0.01%             |             |                  |                   | 13.25%               | 0.65%           | 49.68%        | 1.48%              | 0.06%             |                    |                        |
| New England Rehab Hosp          |                   |             |                  |                   |                      |                 |               |                    |                   |                    |                        |
| Northern Cumberland Mem Hosp    | 0.00%             |             |                  |                   |                      |                 |               |                    |                   |                    |                        |
| Northern Maine Medical Center   |                   |             |                  |                   |                      |                 |               |                    |                   |                    |                        |
| Osteopathic Hospital of Maine   | 0.01%             |             |                  |                   |                      |                 |               | 0.06%              |                   |                    |                        |
| Parkview Memorial Hospital      | 0.01%             |             |                  |                   |                      |                 |               |                    |                   |                    |                        |
| Penobscot Bay Medical Center    | 0.13%             |             |                  |                   |                      |                 |               | 0.13%              | 0.74%             | 0.09%              |                        |
| Penobscot Valley Hospital       | 0.03%             | 0.87%       |                  |                   |                      |                 |               |                    |                   | 47.95%             | 0.34%                  |
| Redington-Fairview General Hosp | 0.02%             |             |                  |                   |                      |                 |               |                    |                   |                    |                        |
| Regional Memorial Hospital      | 0.02%             |             |                  |                   |                      |                 |               |                    |                   |                    |                        |
| Rumford Community Hospital      |                   |             |                  |                   |                      |                 |               |                    |                   |                    |                        |
| Sebastiack Valley Hospital      | 0.04%             |             |                  |                   |                      |                 |               | 0.03%              |                   |                    |                        |
| Southern Maine Medical Center   |                   |             |                  |                   |                      |                 |               |                    |                   |                    |                        |
| St Andrew's Hospital            |                   |             |                  |                   |                      |                 |               |                    |                   |                    |                        |
| St Joseph Hospital              | 17.17%            | 21.54%      | 15.06%           | 15.69%            | 3.72%                | 5.77%           | 1.81%         | 4.88%              | 5.94%             | 5.88%              | 3.01%                  |
| St Mary's General Hospital      | 0.06%             | 0.49%       |                  |                   |                      |                 |               |                    |                   | 0.04%              |                        |
| Stephens Memorial Hospital      |                   |             |                  |                   |                      |                 |               |                    | 0.05%             |                    |                        |
| The Aroostook Medical Center    | 0.02%             |             |                  |                   | 0.13%                |                 |               |                    |                   | 0.19%              | 0.54%                  |
| Van Buren Community Hospital    |                   |             |                  |                   |                      |                 |               |                    |                   |                    |                        |
| Waldo County General Hosp       | 0.14%             | 0.06%       |                  |                   |                      |                 |               |                    |                   |                    |                        |
| Waterville Osteopathic Hosp     | 0.45%             |             |                  |                   |                      |                 |               | 0.14%              |                   |                    |                        |
| Westbrook Community Hosp        |                   |             |                  |                   |                      |                 |               |                    |                   |                    |                        |
| York Hospital                   |                   |             |                  |                   |                      |                 |               |                    |                   |                    |                        |

NOTE: Mid-Maine Medical Center includes Charles A. Dean Hospital, and The Aroostook Medical Center includes Community General Hospital and A. R. Gould Memorial Hospital. MCA=Maine Community Area.

Source of Data: 1986 Hospital Patient Origin File, Maine Health Care Finance Commission.

Table Prepared by Office of Data, Research, and Vital Statistics; Maine Department of Human Services. December, 1987.

filename: PT\_DAYS1(6101) on disk 03-057



Table 5 (Con't.)

Actual Inpatient Days by Patient Residence, Percent by Hospital, 1986

| Facility Name                   | MCA #              |                         |                           |                    |                      |                      | Residents of        |                        |
|---------------------------------|--------------------|-------------------------|---------------------------|--------------------|----------------------|----------------------|---------------------|------------------------|
|                                 | MCA #61<br>Houlton | MCA #62<br>Presque Isle | MCA #63<br>Fort Fairfield | MCA #64<br>Caribou | MCA #65<br>Madawaska | MCA #66<br>Fort Kent | Unassigned<br>Areas | Non-Maine<br>Residents |
| All Facilities                  | 100.0%             | 100.0%                  | 100.0%                    | 100.0%             | 100.0%               | 100.0%               | 100.0%              | 100.0%                 |
| Bath Memorial                   |                    |                         |                           |                    |                      |                      | 0.92%               | 0.50%                  |
| Blue Hill Memorial              |                    |                         |                           |                    |                      |                      | 0.68%               | 0.42%                  |
| Calais Regional                 |                    |                         |                           |                    |                      |                      | 1.14%               | 0.38%                  |
| Cary Medical Center             | 0.68%              | 10.91%                  | 39.54%                    | 74.23%             | 27.18%               | 8.58%                | 1.04%               | 0.64%                  |
| Castine Community Hosp          |                    |                         |                           |                    |                      |                      | 0.29%               |                        |
| Central Maine Med Ctr           |                    | 0.03%                   | 0.13%                     |                    |                      |                      | 1.72%               | 1.74%                  |
| Down East Community Hospital    |                    |                         |                           |                    |                      |                      | 0.56%               | 1.14%                  |
| Eastern Maine Med Ctr           | 16.13%             | 6.25%                   | 2.72%                     | 7.92%              | 5.42%                | 4.96%                | 11.42%              | 6.20%                  |
| Franklin Memorial Hosp          |                    |                         |                           |                    |                      |                      | 0.88%               | 1.26%                  |
| Henrietta D Goodall Hosp        |                    |                         |                           |                    |                      |                      | 0.41%               | 1.34%                  |
| Houlton Regional Hosp           | 65.08%             | 0.44%                   |                           | 0.04%              |                      |                      | 1.50%               | 0.25%                  |
| Jackson Brook Institute         | 0.37%              | 0.32%                   |                           | 0.51%              |                      |                      | 14.90%              | 4.92%                  |
| James A. Taylor Hospital        |                    |                         |                           |                    |                      |                      | 1.85%               | 0.00%                  |
| Kennebec Valley Medical Center  |                    | 0.10%                   |                           |                    |                      |                      | 4.23%               | 1.39%                  |
| Maine Coast Memorial Hosp       |                    | 0.03%                   |                           |                    |                      |                      | 0.60%               | 0.89%                  |
| Maine Medical Center            | 4.21%              | 8.41%                   | 8.48%                     | 4.30%              | 4.55%                | 5.35%                | 6.04%               | 37.38%                 |
| Mayo Regional Hosp              | 0.44%              |                         |                           |                    |                      |                      | 1.35%               | 0.75%                  |
| Mercy Hospital                  | 0.45%              | 0.03%                   |                           | 0.78%              | 0.26%                |                      | 4.42%               | 4.60%                  |
| Mid-Maine Medical Center        |                    | 0.08%                   | 0.38%                     | 0.02%              |                      |                      | 6.35%               | 1.95%                  |
| Miles Memorial Hospital         |                    |                         |                           |                    |                      |                      | 0.39%               | 0.67%                  |
| Millinocket Regional Hospital   | 3.69%              |                         |                           | 0.05%              |                      |                      | 1.26%               | 0.32%                  |
| Mount Desert Island Hosp        |                    |                         |                           |                    |                      |                      | 1.34%               | 1.44%                  |
| New England Rehab Hosp          |                    |                         |                           |                    |                      |                      |                     |                        |
| Northern Cumberland Mem Hosp    |                    |                         |                           |                    |                      |                      | 0.82%               | 3.76%                  |
| Northern Maine Medical Center   |                    | 0.08%                   |                           | 0.42%              | 32.98%               | 67.89%               | 1.13%               | 3.92%                  |
| Osteopathic Hospital of Maine   | 0.06%              |                         |                           |                    |                      |                      | 2.75%               | 2.13%                  |
| Parkview Memorial Hospital      |                    |                         |                           |                    |                      |                      | 1.45%               | 0.24%                  |
| Penobscot Bay Medical Center    |                    |                         |                           |                    |                      |                      | 3.01%               | 1.95%                  |
| Penobscot Valley Hospital       | 0.58%              | 0.01%                   |                           |                    |                      |                      | 2.60%               | 0.16%                  |
| Redington-Fairview General Hosp |                    |                         |                           |                    |                      |                      | 0.79%               | 0.66%                  |
| Regional Memorial Hospital      |                    |                         |                           |                    |                      |                      | 1.69%               | 1.39%                  |
| Rumford Community Hospital      |                    |                         |                           |                    |                      |                      | 0.68%               | 0.46%                  |
| Sebasticook Valley Hospital     |                    |                         |                           |                    |                      |                      | 0.71%               | 0.22%                  |
| Southern Maine Medical Center   | 0.07%              |                         |                           |                    | 0.04%                |                      | 2.36%               | 4.10%                  |
| St Andrew's Hospital            |                    |                         |                           |                    |                      |                      | 0.53%               | 0.50%                  |
| St Joseph Hospital              | 2.45%              | 0.15%                   | 0.19%                     | 0.74%              | 0.37%                | 0.87%                | 3.17%               | 0.54%                  |
| St Mary's General Hospital      |                    |                         |                           |                    |                      |                      | 6.56%               | 1.19%                  |
| Stephens Memorial Hospital      |                    |                         |                           |                    |                      |                      | 1.08%               | 0.81%                  |
| The Argoostook Medical Center   | 5.78%              | 73.15%                  | 48.45%                    | 10.99%             | 16.48%               | 12.35%               | 2.78%               | 0.61%                  |
| Van Buren Community Hospital    |                    |                         | 0.11%                     |                    | 12.70%               |                      | 0.09%               |                        |
| Waldo County General Hosp       |                    |                         |                           |                    |                      |                      | 1.66%               | 0.73%                  |
| Waterville Osteopathic Hosp     |                    |                         |                           |                    |                      |                      | 1.08%               | 0.38%                  |
| Westbrook Community Hosp        |                    |                         |                           |                    |                      |                      | 0.96%               | 0.06%                  |
| York Hospital                   |                    | 0.01%                   |                           |                    |                      |                      | 0.82%               | 7.99%                  |

NOTE: Mid-Maine Medical Center includes Charles A. Dean Hospital, and The Argoostook Medical Center includes Community General Hospital and A. R. Gould Memorial Hospital. MCA=Maine Community Area.

Source of Data: 1986 Hospital Patient Origin File, Maine Health Care Finance Commission.

Table Prepared by Office of Data, Research, and Vital Statistics; Maine Department of Human Services, December, 1987.

filename: PT\_DAYS1(6101) on disk 03-057

Table 6

## Expected Inpatient Days by Patient Residence, by Hospital, 1990

| Facility Name                   | Total<br>Resident<br>Inpatient<br>Days | MCA #             |                |                   |                     |                  |                     |                |                    |                             |                   |
|---------------------------------|--|-------------------|----------------|-------------------|---------------------|------------------|---------------------|----------------|--------------------|-----------------------------|-------------------|
|                                 |  | MCA #1<br>Berwick | MCA #2<br>York | MCA #3<br>Sanford | MCA #4<br>Kennebunk | MCA #5<br>Buxton | MCA #6<br>Biddeford | MCA #7<br>Saco | MCA #8<br>Scarboro | MCA #9<br>South<br>Portland | MCA #10<br>Gorham |
| All Facilities                  | 1,021,501                              | 9,911             | 12,104         | 22,368            | 13,204              | 10,198           | 26,517              | 19,605         | 8,093              | 31,948                      | 8,859             |
| Bath Memorial                   | 8,051                                  |                   |                |                   |                     |                  | 3                   |                |                    |                             |                   |
| Blue Hill Memorial              | 6,245                                  |                   |                |                   |                     |                  |                     |                |                    |                             |                   |
| Calais Regional                 | 7,267                                  |                   |                |                   |                     |                  |                     |                | 3                  |                             |                   |
| Cary Medical Center             | 16,044                                 |                   |                |                   |                     |                  |                     |                |                    | 4                           |                   |
| Castine Community Hosp          | 962                                    |                   |                |                   |                     |                  |                     |                |                    |                             |                   |
| Central Maine Med Ctr           | 54,812                                 | 10                |                | 6                 | 11                  |                  | 40                  | 18             | 19                 | 74                          | 8                 |
| Down East Community Hospital    | 10,033                                 |                   |                |                   |                     |                  |                     |                |                    | 1                           |                   |
| Eastern Maine Med Ctr           | 110,555                                |                   |                |                   | 20                  |                  | 5                   | 10             |                    | 17                          | 7                 |
| Franklin Memorial Hosp          | 16,520                                 |                   |                |                   |                     |                  |                     | 9              |                    |                             |                   |
| Henrietta D Goodall Hosp        | 16,632                                 | 756               | 687            | 13,160            | 285                 | 1,330            | 93                  | 79             | 11                 | 11                          | 1                 |
| Houlton Regional Hosp           | 11,283                                 |                   |                |                   |                     |                  |                     |                |                    |                             |                   |
| Jackson Brook Institute         | 19,801                                 | 626               | 269            | 1,026             | 200                 | 372              | 896                 | 1,057          | 612                | 1,719                       | 544               |
| James A. Taylor Hospital        | 4,167                                  |                   |                |                   |                     |                  |                     |                |                    |                             |                   |
| Kennebec Valley Medical Center  | 42,454                                 |                   |                |                   |                     |                  |                     | 4              |                    | 15                          |                   |
| Maine Coast Memorial Hosp       | 11,897                                 |                   |                |                   |                     |                  |                     |                |                    | 1                           |                   |
| Maine Medical Center            | 174,275                                | 2,083             | 1,657          | 4,898             | 2,750               | 4,080            | 5,282               | 5,465          | 4,007              | 17,246                      | 4,256             |
| Mayo Regional Hosp              | 12,691                                 |                   |                |                   |                     |                  |                     |                |                    | 2                           |                   |
| Mercy Hospital                  | 57,778                                 | 311               | 372            | 1,258             | 533                 | 1,171            | 1,419               | 1,181          | 1,546              | 9,344                       | 1,607             |
| Mid-Maine Medical Center        | 65,657                                 |                   |                | 14                |                     | 38               | 56                  |                | 1                  | 66                          | 9                 |
| Miles Memorial Hospital         | 6,919                                  |                   |                |                   |                     |                  |                     |                |                    |                             |                   |
| Millinocket Regional Hospital   | 8,044                                  |                   |                |                   |                     |                  | 9                   |                |                    |                             |                   |
| Mount Desert Island Hosp        | 9,713                                  |                   |                |                   |                     |                  |                     |                |                    | 5                           | 1                 |
| New England Rehab Hosp          | 30                                     |                   |                |                   |                     |                  |                     |                |                    |                             |                   |
| Northern Cumberland Mem Hosp    | 9,667                                  |                   |                | 8                 |                     | 4                |                     |                | 4                  | 4                           | 4                 |
| Northern Maine Medical Center   | 9,087                                  |                   |                |                   |                     |                  |                     |                | 1                  |                             |                   |
| Osteopathic Hospital of Maine   | 39,665                                 | 8                 | 211            | 176               | 2,221               | 1,875            | 1,164               | 1,837          | 1,750              | 3,034                       | 1,593             |
| Parkview Memorial Hospital      | 12,138                                 |                   |                | 1                 |                     |                  |                     | 2              | 2                  |                             | 6                 |
| Penobscot Bay Medical Center    | 29,542                                 |                   |                |                   |                     |                  |                     |                |                    |                             |                   |
| Penobscot Valley Hospital       | 5,628                                  |                   |                |                   |                     |                  |                     |                |                    |                             |                   |
| Redington-Fairview General Hosp | 15,295                                 |                   |                |                   |                     |                  |                     |                |                    | 3                           |                   |
| Regional Memorial Hospital      | 16,820                                 |                   |                |                   |                     |                  |                     |                |                    | 28                          | 10                |
| Rumford Community Hospital      | 12,469                                 |                   |                |                   |                     |                  |                     |                |                    |                             |                   |
| Sebastiack Valley Hospital      | 3,735                                  |                   |                |                   |                     |                  |                     |                |                    |                             |                   |
| Southern Maine Medical Center   | 38,779                                 | 663               | 842            | 1,645             | 6,886               | 1,227            | 17,293              | 9,731          | 91                 | 31                          | 74                |
| St Andrew's Hospital            | 2,955                                  |                   |                |                   |                     |                  |                     |                |                    |                             |                   |
| St Joseph Hospital              | 21,630                                 |                   |                |                   |                     |                  |                     |                |                    | 11                          |                   |
| St Mary's General Hospital      | 51,908                                 |                   |                | 14                |                     | 22               | 155                 | 54             | 1                  | 183                         | 49                |
| Stephens Memorial Hospital      | 14,158                                 |                   |                |                   |                     |                  | 7                   |                | 1                  |                             |                   |
| The Aroostook Medical Center    | 22,012                                 |                   |                |                   |                     |                  |                     | 13             |                    | 1                           |                   |
| Van Buren Community Hospital    | 1,123                                  |                   |                |                   |                     |                  |                     |                |                    |                             |                   |
| Waldo County General Hosp       | 8,962                                  |                   |                | 4                 |                     |                  |                     |                |                    | 3                           |                   |
| Waterville Osteopathic Hosp     | 16,826                                 |                   |                |                   |                     |                  |                     |                |                    |                             |                   |
| Westbrook Community Hosp        | 3,222                                  | 7                 | 4              | 34                | 14                  | 75               | 56                  | 131            | 38                 | 147                         | 668               |
| York Hospital                   | 14,051                                 | 5,446             | 8,062          | 123               | 284                 | 3                | 37                  | 11             | 3                  |                             | 20                |

NOTES: Mid-Maine Medical Center includes Charles A. Dean Hospital, and The Aroostook Medical Center includes Community General Hospital and A. R. Gould Memorial Hospital. MCA=Maine Community Area. Expected inpatient days by area are from Tables 2 and 3 of this report, and are distributed by hospital using the percents from Table 5.

Table Prepared by Office of Data, Research, and Vital Statistics; Maine Department of Human Services. December, 1987.

filename: PT\_DAYS2(G101) on disk 03-058

Table 6 (Con't.)

Expected Inpatient Days by Patient Residence, by Hospital, 1990

| Facility Name                   | MCA #11<br>Westbrook | MCA #12<br>Portland | MCA #13<br>Baldwin | MCA #14<br>Gray | MCA #15<br>Falmouth | MCA #16<br>Brunswick | MCA #17<br>Freeport | MCA #18<br>Bath | MCA #19<br>Damariscotta | MCA #20<br>Bridgton |
|---------------------------------|----------------------|---------------------|--------------------|-----------------|---------------------|----------------------|---------------------|-----------------|-------------------------|---------------------|
| All Facilities                  | 15,002               | 79,089              | 12,031             | 14,274          | 10,295              | 17,603               | 12,201              | 14,376          | 14,724                  | 20,581              |
| Bath Memorial                   |                      | 59                  |                    |                 | 4                   | 467                  | 23                  | 6,325           | 621                     |                     |
| Blue Hill Memorial              |                      |                     |                    |                 |                     | 3                    |                     |                 |                         |                     |
| Calais Regional                 |                      | 1                   |                    |                 |                     |                      |                     |                 |                         |                     |
| Cary Medical Center             |                      |                     |                    | 1               |                     |                      |                     |                 |                         |                     |
| Castine Community Hosp          |                      |                     |                    |                 |                     |                      |                     |                 |                         |                     |
| Central Maine Med Ctr           | 12                   | 88                  |                    | 437             | 56                  | 377                  | 312                 | 280             | 49                      | 657                 |
| Down East Community Hospital    |                      |                     |                    |                 |                     |                      |                     |                 |                         |                     |
| Eastern Maine Med Ctr           | 1                    | 286                 |                    | 8               |                     | 131                  |                     | 7               | 83                      |                     |
| Franklin Memorial Hosp          | 7                    | 7                   |                    | 2               |                     |                      |                     |                 |                         | 4                   |
| Henrietta D Goodall Hosp        | 1                    | 25                  | 150                | 6               | 12                  | 1                    |                     |                 |                         | 8                   |
| Houlton Regional Hosp           |                      | 6                   |                    | 8               |                     |                      |                     |                 |                         |                     |
| Jackson Brook Institute         | 555                  | 3,205               | 716                | 676             | 403                 | 447                  | 549                 | 360             | 198                     | 1,006               |
| James A. Taylor Hospital        |                      |                     |                    | 2               |                     |                      |                     |                 |                         |                     |
| Kennebec Valley Medical Center  |                      | 32                  |                    |                 |                     | 96                   | 43                  | 83              | 188                     |                     |
| Maine Coast Memorial Hosp       |                      | 1                   |                    |                 |                     |                      |                     |                 |                         |                     |
| Maine Medical Center            | 6,777                | 43,240              | 5,643              | 5,658           | 6,242               | 2,662                | 4,537               | 2,624           | 2,879                   | 5,095               |
| Mayo Regional Hosp              |                      | 1                   |                    |                 |                     |                      |                     |                 |                         |                     |
| Mercy Hospital                  | 4,118                | 20,882              | 1,982              | 2,685           | 2,047               | 426                  | 2,008               | 507             | 506                     | 969                 |
| Mid-Maine Medical Center        | 2                    | 113                 | 20                 | 10              |                     | 32                   | 12                  | 151             | 137                     | 17                  |
| Miles Memorial Hospital         |                      |                     |                    |                 |                     | 5                    |                     | 628             | 5,025                   |                     |
| Millinocket Regional Hospital   |                      | 10                  |                    |                 |                     |                      |                     |                 |                         |                     |
| Mount Desert Island Hosp        |                      | 5                   |                    |                 |                     |                      |                     |                 |                         |                     |
| New England Rehab Hosp          | 11                   |                     |                    | 19              |                     |                      |                     |                 |                         |                     |
| Northern Cumberland Mem Hosp    | 4                    | 1                   | 886                | 36              | 7                   | 1                    |                     |                 | 59                      | 8,253               |
| Northern Maine Medical Center   |                      |                     |                    |                 |                     |                      |                     |                 |                         |                     |
| Osteopathic Hospital of Maine   | 2,712                | 10,031              | 2,428              | 4,071           | 1,286               | 56                   | 1,282               | 40              | 7                       | 2,879               |
| Parkview Memorial Hospital      | 4                    | 52                  |                    | 6               | 37                  | 5,100                | 1,505               | 1,355           | 272                     | 11                  |
| Penobscot Bay Medical Center    |                      | 14                  |                    |                 |                     | 16                   |                     | 77              | 835                     |                     |
| Penobscot Valley Hospital       |                      | 4                   |                    |                 |                     | 2                    |                     |                 |                         |                     |
| Redington-Fairview General Hosp |                      | 2                   |                    |                 |                     | 5                    |                     |                 |                         |                     |
| Regional Memorial Hospital      | 15                   | 84                  |                    | 7               | 126                 | 7,351                | 1,694               | 1,465           | 958                     | 7                   |
| Rumford Community Hospital      |                      | 6                   |                    |                 |                     |                      |                     |                 |                         | 8                   |
| Sebasticook Valley Hospital     |                      |                     |                    |                 |                     |                      |                     |                 |                         |                     |
| Southern Maine Medical Center   | 14                   | 51                  | 78                 | 2               |                     | 14                   | 7                   |                 |                         |                     |
| St Andrew's Hospital            |                      |                     |                    |                 |                     |                      |                     | 51              | 2,889                   |                     |
| St Joseph Hospital              | 1                    | 10                  |                    |                 |                     |                      |                     |                 |                         |                     |
| St Mary's General Hospital      | 88                   | 287                 |                    | 209             | 40                  | 395                  | 210                 | 416             |                         | 578                 |
| Stephens Memorial Hospital      | 7                    | 4                   | 12                 |                 |                     | 2                    |                     |                 | 8                       | 979                 |
| The Argoostook Medical Center   |                      |                     |                    |                 |                     | 9                    |                     |                 |                         |                     |
| Van Buren Community Hospital    |                      |                     |                    |                 |                     |                      |                     |                 |                         |                     |
| Waldo County General Hosp       |                      | 7                   |                    |                 |                     |                      |                     |                 |                         |                     |
| Waterville Osteopathic Hosp     |                      | 1                   |                    | 2               |                     | 2                    |                     | 8               | 10                      |                     |
| Westbrook Community Hosp        | 664                  | 561                 | 115                | 426             | 36                  | 2                    | 20                  |                 |                         | 108                 |
| York Hospital                   | 8                    | 11                  |                    |                 |                     |                      |                     |                 |                         |                     |

NOTES: Mid-Maine Medical Center includes Charles A. Dean Hospital, and The Argoostook Medical Center includes Community General Hospital and A. R. Gould Memorial Hospital. MCA=Maine Community Area. Expected inpatient days by area are from Tables 2 and 3 of this report, and are distributed by hospital using the percents from Table 5.

Table Prepared by Office of Data, Research, and Vital Statistics; Maine Department of Human Services. December, 1987.

filename: PT\_DAYS2(6101) on disk 03-058

Table 6 (Con't.)

Expected Inpatient Days by Patient Residence, by Hospital, 1990

| Facility Name                   | MCA #21           | MCA #22<br>Auburn | MCA #23<br>Lewiston | MCA #24<br>Lisbon | MCA #25<br>Topsham | MCA #26<br>Gardiner | MCA #27<br>Whitfield | MCA #28<br>Waldoboro | MCA #29<br>Rockland | MCA #30<br>Norway |
|---------------------------------|-------------------|-------------------|---------------------|-------------------|--------------------|---------------------|----------------------|----------------------|---------------------|-------------------|
|                                 | New<br>Gloucester |                   |                     |                   |                    |                     |                      |                      |                     |                   |
| All Facilities                  | 7,460             | 25,436            | 44,947              | 11,578            | 7,019              | 17,827              | 7,911                | 16,164               | 19,304              | 14,029            |
| Bath Memorial                   |                   | 7                 | 11                  | 20                | 121                | 216                 | 10                   | 39                   | 12                  |                   |
| Blue Hill Memorial              |                   |                   |                     |                   |                    |                     |                      |                      |                     |                   |
| Calais Regional                 |                   | 1                 |                     |                   |                    |                     |                      |                      |                     |                   |
| Cary Medical Center             |                   |                   | 13                  |                   |                    |                     |                      |                      |                     |                   |
| Castine Community Hosp          |                   |                   |                     |                   |                    |                     |                      |                      |                     |                   |
| Central Maine Med Ctr           | 3,260             | 14,373            | 16,519              | 4,248             | 273                | 518                 | 16                   |                      | 75                  | 1,296             |
| Down East Community Hospital    |                   |                   |                     |                   |                    |                     |                      |                      |                     |                   |
| Eastern Maine Med Ctr           |                   | 5                 | 7                   |                   | 32                 | 211                 | 92                   | 530                  | 826                 |                   |
| Franklin Memorial Hosp          |                   | 10                | 25                  |                   |                    | 9                   |                      |                      |                     |                   |
| Henrietta D Goodall Hosp        |                   |                   |                     |                   |                    |                     |                      |                      |                     |                   |
| Houlton Regional Hosp           |                   |                   |                     |                   |                    |                     |                      |                      |                     |                   |
| Jackson Brook Institute         | 41                | 404               | 524                 | 358               | 194                | 226                 |                      | 46                   | 186                 | 110               |
| James A. Taylor Hospital        |                   |                   |                     |                   |                    |                     |                      |                      |                     |                   |
| Kennebec Valley Medical Center  | 5                 | 18                | 67                  | 20                |                    | 12,040              | 2,759                | 237                  | 72                  |                   |
| Maine Coast Memorial Hosp       |                   |                   |                     |                   |                    |                     |                      |                      |                     |                   |
| Maine Medical Center            | 1,321             | 1,250             | 1,716               | 1,313             | 1,267              | 1,487               | 486                  | 1,639                | 1,938               | 959               |
| Mayo Regional Hosp              |                   |                   |                     |                   |                    |                     |                      |                      |                     |                   |
| Mercy Hospital                  | 203               | 94                | 201                 | 71                | 80                 | 220                 | 12                   | 131                  | 178                 | 200               |
| Mid-Maine Medical Center        |                   | 83                | 190                 | 143               | 14                 | 1,188               | 3,184                | 249                  | 160                 | 173               |
| Miles Memorial Hospital         |                   | 8                 |                     |                   |                    | 45                  | 236                  | 934                  | 11                  |                   |
| Millinocket Regional Hospital   |                   | 3                 | 3                   |                   |                    |                     |                      |                      |                     |                   |
| Mount Desert Island Hosp        |                   |                   |                     |                   |                    |                     |                      |                      | 14                  |                   |
| New England Rehab Hosp          |                   |                   |                     |                   |                    |                     |                      |                      |                     |                   |
| Northern Cumberland Mem Hosp    | 19                |                   | 9                   | 8                 |                    |                     |                      |                      |                     | 323               |
| Northern Maine Medical Center   |                   |                   |                     |                   |                    |                     |                      |                      |                     |                   |
| Osteopathic Hospital of Maine   | 270               | 81                | 20                  | 44                | 13                 |                     | 19                   | 4                    |                     | 160               |
| Parkview Memorial Hospital      | 16                | 42                | 42                  | 1,096             | 1,748              | 593                 | 23                   | 5                    | 8                   | 71                |
| Penobscot Bay Medical Center    |                   | 5                 |                     |                   | 6                  |                     | 179                  | 11,993               | 15,162              |                   |
| Penobscot Valley Hospital       |                   |                   |                     |                   |                    |                     |                      |                      |                     |                   |
| Redington-Fairview General Hosp |                   |                   | 1                   |                   |                    |                     | 6                    |                      |                     |                   |
| Regional Memorial Hospital      | 12                | 173               | 39                  | 793               | 3,144              | 492                 |                      | 7                    | 107                 |                   |
| Rumford Community Hospital      |                   | 7                 | 19                  |                   |                    |                     |                      |                      |                     | 4                 |
| Sebasticook Valley Hospital     |                   |                   |                     |                   |                    |                     |                      |                      |                     |                   |
| Southern Maine Medical Center   |                   | 4                 | 10                  |                   |                    |                     |                      |                      |                     |                   |
| St Andrew's Hospital            |                   |                   |                     |                   |                    |                     |                      |                      |                     |                   |
| St Joseph Hospital              |                   |                   | 1                   |                   |                    |                     |                      |                      | 7                   |                   |
| St Mary's General Hospital      | 1,580             | 8,786             | 25,457              | 3,454             | 127                | 420                 | 10                   | 103                  | 67                  | 1,429             |
| Stephens Memorial Hospital      | 734               | 50                | 35                  |                   |                    |                     |                      |                      |                     | 9,298             |
| The Arrostook Medical Center    |                   |                   |                     |                   |                    |                     |                      |                      |                     |                   |
| Van Buren Community Hospital    |                   | 4                 |                     |                   |                    |                     |                      |                      |                     |                   |
| Waldo County General Hosp       |                   |                   |                     |                   |                    |                     | 8                    | 187                  | 482                 |                   |
| Waterville Osteopathic Hosp     |                   | 8                 | 11                  | 11                |                    | 162                 | 870                  | 59                   |                     |                   |
| Westbrook Community Hosp        |                   | 21                | 25                  |                   |                    |                     |                      |                      |                     | 6                 |
| York Hospital                   |                   | 2                 |                     |                   |                    |                     |                      |                      |                     |                   |

NOTES: Mid-Maine Medical Center includes Charles A. Dean Hospital, and The Arrostook Medical Center includes Community General Hospital and A. R. Gould Memorial Hospital. MCA=Maine Community Area. Expected inpatient days by area are from Tables 2 and 3 of this report, and are distributed by hospital using the percents from Table 5.

Table Prepared by Office of Data, Research, and Vital Statistics; Maine Department of Human Services. December, 1987.

filename: PT\_DAYS2(G101) on disk 03-058

Table 6 (Con't.)

Expected Inpatient Days by Patient Residence, by Hospital, 1990

| Facility Name                   | MCA #31<br>Leeds | MCA #32<br>Monmouth | MCA #33<br>Augusta | MCA #34<br>Bethel | MCA #35<br>Jay | MCA #36<br>Belgrade | MCA #37<br>Waterville | MCA #38<br>Brooks | MCA #39<br>Belfast | MCA #40<br>Bucksport |
|---------------------------------|------------------|---------------------|--------------------|-------------------|----------------|---------------------|-----------------------|-------------------|--------------------|----------------------|
| All Facilities                  | 6,766            | 8,439               | 28,541             | 10,168            | 7,309          | 8,127               | 26,419                | 8,970             | 8,549              | 9,111                |
| Bath Memorial                   |                  | 21                  | 33                 |                   | 7              |                     |                       | 2                 | 10                 |                      |
| Blue Hill Memorial              |                  |                     |                    |                   |                |                     |                       |                   | 6                  | 376                  |
| Calais Regional                 |                  |                     |                    |                   |                |                     |                       |                   |                    |                      |
| Cary Medical Center             |                  |                     |                    |                   |                |                     | 1                     |                   |                    |                      |
| Castine Community Hosp          |                  |                     |                    |                   |                |                     |                       |                   |                    | 132                  |
| Central Maine Med Ctr           | 3,715            | 1,118               | 273                | 1,641             | 1,509          | 20                  | 49                    | 8                 |                    |                      |
| Down East Community Hospital    |                  |                     |                    |                   |                |                     |                       |                   |                    |                      |
| Eastern Maine Med Ctr           |                  | 42                  | 350                | 6                 | 25             | 301                 | 205                   | 1,054             | 1,754              | 5,883                |
| Franklin Memorial Hosp          | 172              | 488                 |                    | 931               | 3,308          | 9                   |                       |                   |                    |                      |
| Henrietta D Goodall Hosp        |                  |                     |                    |                   |                |                     |                       |                   |                    |                      |
| Houlton Regional Hosp           |                  |                     | 4                  |                   |                |                     | 1                     |                   |                    |                      |
| Jackson Brook Institute         |                  | 114                 | 389                | 78                | 138            | 40                  | 34                    |                   |                    | 33                   |
| James A. Taylor Hospital        |                  |                     |                    |                   |                |                     | 4                     | 27                | 12                 | 149                  |
| Kennebec Valley Medical Center  | 66               | 4,551               | 20,335             | 12                | 76             | 441                 | 291                   | 32                | 3                  |                      |
| Maine Coast Memorial Hosp       |                  |                     |                    |                   |                |                     |                       |                   |                    | 70                   |
| Maine Medical Center            | 452              | 707                 | 1,785              | 1,475             | 957            | 379                 | 779                   | 535               | 481                | 267                  |
| Mayo Regional Hosp              |                  |                     | 6                  |                   |                |                     |                       |                   |                    |                      |
| Mercy Hospital                  | 29               | 63                  | 177                | 51                | 27             | 27                  | 87                    | 18                |                    |                      |
| Mid-Maine Medical Center        | 70               | 510                 | 3,626              | 158               | 188            | 5,008               | 20,226                | 2,175             | 311                | 89                   |
| Miles Memorial Hospital         |                  |                     | 16                 |                   |                |                     |                       |                   |                    |                      |
| Millinocket Regional Hospital   |                  |                     |                    |                   |                |                     |                       |                   |                    |                      |
| Mount Desert Island Hosp        |                  |                     |                    |                   |                |                     |                       |                   | 17                 |                      |
| New England Rehab Hosp          |                  |                     |                    |                   |                |                     |                       |                   |                    |                      |
| Northern Cumberland Mem Hosp    |                  |                     |                    | 10                |                |                     |                       |                   |                    |                      |
| Northern Maine Medical Center   |                  |                     |                    |                   |                |                     |                       |                   |                    |                      |
| Osteopathic Hospital of Maine   | 9                | 5                   | 19                 | 61                |                |                     | 68                    | 3                 |                    |                      |
| Parkview Memorial Hospital      |                  |                     | 29                 | 37                |                |                     |                       |                   |                    |                      |
| Penobscot Bay Medical Center    |                  |                     | 24                 |                   |                |                     | 2                     | 330               | 471                | 76                   |
| Penobscot Valley Hospital       |                  |                     | 2                  |                   |                |                     |                       |                   |                    |                      |
| Redington-Fairview General Hosp |                  | 2                   | 4                  |                   | 14             | 97                  | 20                    | 7                 |                    |                      |
| Regional Memorial Hospital      | 6                | 22                  | 144                | 39                |                |                     | 3                     |                   |                    |                      |
| Rumford Community Hospital      | 11               |                     | 4                  | 2,941             | 17             |                     |                       |                   |                    |                      |
| Sebasticook Valley Hospital     |                  |                     |                    |                   |                |                     | 3                     | 28                |                    |                      |
| Southern Maine Medical Center   |                  |                     | 36                 |                   |                |                     |                       |                   |                    |                      |
| St Andrew's Hospital            |                  |                     |                    |                   |                |                     | 1                     |                   |                    |                      |
| St Joseph Hospital              |                  |                     |                    |                   |                |                     | 1                     | 5                 | 82                 | 1,244                |
| St Mary's General Hospital      | 1,819            | 608                 | 830                | 689               | 1,010          | 196                 | 99                    |                   |                    |                      |
| Stephens Memorial Hospital      | 416              |                     |                    | 2,004             | 4              |                     | 3                     |                   |                    |                      |
| The Aroostook Medical Center    |                  |                     | 3                  |                   |                |                     |                       |                   |                    |                      |
| Van Buren Community Hospital    |                  |                     |                    |                   |                |                     |                       |                   |                    |                      |
| Waldo County General Hosp       |                  |                     | 6                  |                   |                |                     | 22                    | 2,117             | 5,218              | 768                  |
| Waterville Osteopathic Hosp     |                  | 184                 | 427                | 31                | 31             | 1,608               | 4,520                 | 2,619             | 190                | 23                   |
| Westbrook Community Hosp        |                  | 3                   | 19                 | 4                 |                |                     |                       |                   |                    |                      |
| York Hospital                   |                  |                     |                    |                   |                |                     |                       |                   | 3                  |                      |

NOTES: Mid-Maine Medical Center includes Charles A. Dean Hospital, and The Aroostook Medical Center includes Community General Hospital and A. R. Gould Memorial Hospital. MCA=Maine Community Area. Expected inpatient days by area are from Tables 2 and 3 of this report, and are distributed by hospital using the percents from Table 5.

Table Prepared by Office of Data, Research, and Vital Statistics; Maine Department of Human Services. December, 1987.

filename: PT\_DAYS2(G101) on disk 03-058

Table 6 (Con't.)

Expected Inpatient Days by Patient Residence, by Hospital, 1990

| Facility Name                   | MCA #41<br>Rumford | MCA #42<br>Farmington | MCA #43<br>Skowhegan | MCA #44<br>Fairfield | MCA #45<br>Pittsfield | MCA #46<br>Rangely | MCA #47<br>Greenville | MCA #48<br>Dover-Foxcroft | MCA #49<br>Corinth |
|---------------------------------|--------------------|-----------------------|----------------------|----------------------|-----------------------|--------------------|-----------------------|---------------------------|--------------------|
| All Facilities                  | 16,172             | 11,834                | 13,624               | 13,228               | 8,086                 | 13,848             | 11,880                | 15,296                    | 10,904             |
| Bath Memorial                   |                    |                       |                      |                      |                       |                    | 8                     |                           |                    |
| Blue Hill Memorial              |                    |                       |                      |                      |                       |                    |                       |                           |                    |
| Calais Regional                 |                    |                       |                      |                      |                       |                    |                       |                           |                    |
| Cary Medical Center             |                    |                       |                      |                      |                       |                    |                       |                           |                    |
| Castine Community Hosp          |                    |                       |                      |                      |                       |                    |                       |                           |                    |
| Central Maine Med Ctr           | 2,194              | 662                   | 5                    | 55                   |                       | 405                | 30                    |                           |                    |
| Down East Community Hospital    |                    |                       |                      |                      |                       |                    |                       |                           |                    |
| Eastern Maine Med Ctr           | 94                 | 84                    | 133                  | 121                  | 648                   | 73                 | 1,856                 | 4,566                     | 4,544              |
| Franklin Memorial Hosp          | 309                | 7,282                 | 70                   |                      |                       | 3,847              |                       | 7                         |                    |
| Henrietta D Goodall Hosp        |                    |                       |                      |                      |                       |                    |                       |                           |                    |
| Houlton Regional Hosp           |                    |                       |                      |                      |                       |                    |                       | 9                         |                    |
| Jackson Brook Institute         | 223                | 46                    | 138                  | 60                   |                       | 29                 |                       |                           |                    |
| James A. Taylor Hospital        |                    |                       |                      |                      | 9                     |                    |                       | 120                       | 453                |
| Kennebec Valley Medical Center  | 56                 | 58                    | 222                  | 110                  | 31                    | 91                 | 17                    |                           | 6                  |
| Maine Coast Memorial Hosp       |                    |                       |                      |                      |                       |                    |                       | 7                         |                    |
| Maine Medical Center            | 1,715              | 1,624                 | 802                  | 411                  | 337                   | 1,424              | 464                   | 519                       | 504                |
| Mayo Regional Hosp              |                    |                       | 33                   |                      | 160                   | 14                 | 2,698                 | 8,269                     | 813                |
| Mercy Hospital                  | 262                | 173                   | 80                   |                      | 10                    | 69                 | 27                    |                           |                    |
| Mid-Maine Medical Center        | 142                | 1,246                 | 4,458                | 8,802                | 2,879                 | 2,590              | 3,672                 | 304                       | 1,609              |
| Miles Memorial Hospital         |                    |                       |                      |                      |                       |                    |                       |                           |                    |
| Millinocket Regional Hospital   |                    |                       |                      |                      |                       |                    |                       | 368                       |                    |
| Mount Desert Island Hosp        |                    |                       |                      |                      |                       |                    |                       |                           |                    |
| New England Rehab Hosp          |                    |                       |                      |                      |                       |                    |                       |                           |                    |
| Northern Cumberland Mem Hosp    |                    |                       |                      |                      |                       |                    |                       |                           |                    |
| Northern Maine Medical Center   |                    |                       |                      |                      |                       |                    |                       |                           |                    |
| Osteopathic Hospital of Maine   | 26                 |                       | 95                   |                      | 3                     |                    |                       |                           |                    |
| Parkview Memorial Hospital      |                    | 25                    | 6                    |                      |                       |                    |                       |                           |                    |
| Penobscot Bay Medical Center    | 4                  |                       |                      |                      |                       |                    |                       |                           | 65                 |
| Penobscot Valley Hospital       |                    |                       |                      |                      |                       |                    |                       |                           |                    |
| Redington-Fairview General Hosp |                    | 46                    | 7,006                | 213                  | 598                   | 4,420              | 2,701                 | 30                        | 88                 |
| Regional Memorial Hospital      | 37                 |                       |                      |                      |                       |                    |                       |                           |                    |
| Rumford Community Hospital      | 9,298              | 30                    |                      |                      |                       | 105                |                       |                           |                    |
| Sebasticook Valley Hospital     |                    |                       | 7                    | 171                  | 2,290                 |                    | 28                    | 144                       | 1,021              |
| Southern Maine Medical Center   |                    |                       |                      |                      |                       |                    |                       |                           |                    |
| St Andrew's Hospital            |                    |                       |                      |                      |                       |                    |                       |                           |                    |
| St Joseph Hospital              |                    |                       |                      | 12                   | 92                    |                    | 226                   | 863                       | 1,414              |
| St Mary's General Hospital      | 1,254              | 472                   | 50                   | 63                   |                       | 409                |                       |                           |                    |
| Stephens Memorial Hospital      | 558                |                       |                      |                      |                       |                    |                       |                           |                    |
| The Aroostook Medical Center    |                    |                       |                      |                      |                       |                    |                       |                           |                    |
| Van Buren Community Hospital    |                    |                       |                      |                      |                       |                    |                       |                           |                    |
| Waldo County General Hosp       |                    |                       |                      | 2                    | 19                    |                    |                       | 5                         |                    |
| Waterville Osteopathic Hosp     |                    | 87                    | 518                  | 3,209                | 1,010                 | 372                | 144                   | 70                        | 386                |
| Westbrook Community Hosp        |                    |                       |                      |                      |                       |                    | 9                     |                           |                    |
| York Hospital                   |                    |                       |                      |                      |                       |                    |                       | 14                        |                    |

NOTES: Mid-Maine Medical Center includes Charles A. Dean Hospital, and The Aroostook Medical Center includes Community General Hospital and A. R. Gould Memorial Hospital. MCA=Maine Community Area. Expected inpatient days by area are from Tables 2 and 3 of this report, and are distributed by hospital using the percents from Table 5.

Table Prepared by Office of Data, Research, and Vital Statistics; Maine Department of Human Services. December, 1987.

filename: PT\_DAYS2(6101) on disk 03-058

Table 6 (Con't.)  
 Expected Inpatient Days by Patient Residence, by Hospital, 1990

| Facility Name                   | MCA #51           |             | MCA #52 | MCA #53 | MCA #54 | MCA #55      |               | MCA #57 | MCA #58 | MCA #59 | MCA #60 |
|---------------------------------|-------------------|-------------|---------|---------|---------|--------------|---------------|---------|---------|---------|---------|
|                                 | MCA #50<br>Bangor | Old<br>Town |         |         |         | Deer<br>Isle | Bar<br>Harbor |         |         |         |         |
| All Facilities                  | 44,482            | 12,111      | 2,645   | 14,490  | 12,281  | 9,782        | 15,455        | 17,144  | 14,684  | 11,031  | 12,236  |
| Bath Memorial                   | 6                 |             |         |         |         |              |               |         |         |         |         |
| Blue Hill Memorial              | 16                |             |         | 24      | 817     | 4,630        | 229           | 115     | 9       |         |         |
| Calais Regional                 | 6                 |             |         |         |         |              |               | 89      | 7,135   |         |         |
| Cary Medical Center             | 6                 |             |         |         |         |              |               |         |         |         | 5       |
| Castine Community Hosp          |                   |             |         |         |         | 823          |               |         |         |         |         |
| Central Maine Med Ctr           | 20                |             |         |         |         |              |               |         |         | 11      |         |
| Down East Community Hospital    | 1                 |             |         |         |         |              | 10            | 9,125   | 881     |         |         |
| Eastern Maine Med Ctr           | 32,385            | 8,659       | 2,120   | 11,497  | 3,011   | 2,716        | 3,265         | 3,929   | 4,925   | 3,954   | 4,060   |
| Franklin Memorial Hosp          |                   |             |         |         |         |              |               |         |         |         |         |
| Henrietta D Goodall Hosp        |                   |             |         |         |         |              |               |         |         |         |         |
| Houlton Regional Hosp           | 2                 |             |         |         |         |              |               |         |         | 33      | 451     |
| Jackson Brook Institute         | 373               |             |         |         |         |              |               |         |         |         |         |
| James A. Taylor Hospital        | 2,581             | 243         | 96      | 391     | 16      |              |               |         | 12      |         |         |
| Kennebec Valley Medical Center  | 23                |             |         |         | 4       |              |               |         | 206     |         | 11      |
| Maine Coast Memorial Hosp       | 26                |             | 7       | 41      | 5,617   | 508          | 3,372         | 2,119   | 106     |         |         |
| Maine Medical Center            | 655               | 360         | 22      | 230     | 316     | 197          | 394           | 580     | 386     | 322     | 351     |
| Mayo Regional Hosp              | 6                 | 46          |         | 6       |         |              | 4             |         |         | 371     | 152     |
| Mercy Hospital                  | 54                |             |         | 28      |         |              |               |         | 21      | 9       | 4       |
| Mid-Maine Medical Center        | 249               | 22          | 3       |         | 399     | 280          | 224           | 12      | 9       | 5       | 104     |
| Miles Memorial Hospital         |                   |             |         |         |         |              |               |         |         |         |         |
| Millinocket Regional Hospital   | 14                |             |         |         |         |              |               |         |         | 372     | 6,622   |
| Mount Desert Island Hosp        | 3                 |             |         |         | 1,628   | 63           | 7,678         | 253     | 8       |         |         |
| New England Rehab Hosp          |                   |             |         |         |         |              |               |         |         |         |         |
| Northern Cumberland Mem Hosp    | 2                 |             |         |         |         |              |               |         |         |         |         |
| Northern Maine Medical Center   |                   |             |         |         |         |              |               |         |         |         |         |
| Osteopathic Hospital of Maine   | 5                 |             |         |         |         |              |               | 11      |         |         |         |
| Parkview Memorial Hospital      | 4                 |             |         |         |         |              |               |         |         |         |         |
| Penobscot Bay Medical Center    | 59                |             |         |         |         |              |               | 22      | 109     | 10      |         |
| Penobscot Valley Hospital       | 15                | 105         |         |         |         |              |               |         |         | 5,289   | 42      |
| Redington-Fairview General Hosp | 9                 |             |         |         |         |              |               |         |         |         |         |
| Regional Memorial Hospital      | 8                 |             |         |         |         |              |               |         |         |         |         |
| Rumford Community Hospital      |                   |             |         |         |         |              |               |         |         |         |         |
| Sebasticook Valley Hospital     | 18                |             |         |         |         |              |               | 5       |         |         |         |
| Southern Maine Medical Center   |                   |             |         |         |         |              |               |         |         |         |         |
| St Andrew's Hospital            |                   |             |         |         |         |              |               |         |         |         |         |
| St Joseph Hospital              | 7,636             | 2,609       | 398     | 2,274   | 457     | 564          | 279           | 837     | 872     | 649     | 369     |
| St Mary's General Hospital      | 29                | 60          |         |         |         |              |               |         |         | 4       |         |
| Stephens Memorial Hospital      |                   |             |         |         |         |              |               |         | 7       |         |         |
| The Arrostook Medical Center    | 8                 |             |         |         | 16      |              |               |         |         | 21      | 67      |
| Van Buren Community Hospital    |                   |             |         |         |         |              |               |         |         |         |         |
| Waldo County General Hosp       | 62                | 7           |         |         |         |              |               |         |         |         |         |
| Waterville Osteopathic Hosp     | 200               |             |         |         |         |              |               | 23      |         |         |         |
| Westbrook Community Hosp        |                   |             |         |         |         |              |               |         |         |         |         |
| York Hospital                   |                   |             |         |         |         |              |               |         |         |         |         |

NOTES: Mid-Maine Medical Center includes Charles A. Dean Hospital, and The Arrostook Medical Center includes Community General Hospital and A. R. Gould Memorial Hospital. MCA=Maine Community Area. Expected inpatient days by area are from Tables 2 and 3 of this report, and are distributed by hospital using the percents from Table 5.

Table Prepared by Office of Data, Research, and Vital Statistics; Maine Department of Human Services. December, 1987.

filename: PT\_DAYS2(6101) on disk 03-058

Table 6 (Con't.)

## Expected Inpatient Days by Patient Residence, by Hospital, 1990

| Facility Name                   | MCA #61<br>Houlton | MCA #62<br>Presque<br>Isle | MCA #63<br>Fort<br>Fairfield | MCA #64<br>Caribou | MCA #65<br>Madawaska | MCA #66<br>Fort<br>Kent | Residents<br>of<br>Unassigned<br>Areas |
|---------------------------------|--------------------|----------------------------|------------------------------|--------------------|----------------------|-------------------------|--|
| All Facilities                  | 16,355             | 17,938                     | 8,412                        | 10,031             | 8,723                | 9,015                   | 2,757                                  |
| Bath Memorial                   |                    |                            |                              |                    |                      |                         | 25                                     |
| Blue Hill Memorial              |                    |                            |                              |                    |                      |                         | 19                                     |
| Calais Regional                 |                    |                            |                              |                    |                      |                         | 31                                     |
| Cary Medical Center             | 112                | 1,957                      | 3,326                        | 7,446              | 2,371                | 773                     | 29                                     |
| Castine Community Hosp          |                    |                            |                              |                    |                      |                         | 8                                      |
| Central Maine Med Ctr           |                    | 6                          | 11                           |                    |                      |                         | 48                                     |
| Down East Community Hospital    |                    |                            |                              |                    |                      |                         | 16                                     |
| Eastern Maine Med Ctr           | 2,638              | 1,121                      | 229                          | 795                | 473                  | 447                     | 315                                    |
| Franklin Memorial Hosp          |                    |                            |                              |                    |                      |                         | 24                                     |
| Henrietta D Goodall Hosp        |                    |                            |                              |                    |                      |                         | 11                                     |
| Houlton Regional Hosp           | 10,644             | 79                         |                              | 4                  |                      |                         | 41                                     |
| Jackson Brook Institute         | 60                 | 58                         |                              | 51                 |                      |                         | 411                                    |
| James A. Taylor Hospital        |                    |                            |                              |                    |                      |                         | 51                                     |
| Kennebec Valley Medical Center  |                    | 18                         |                              |                    |                      |                         | 117                                    |
| Maine Coast Memorial Hosp       |                    | 6                          |                              |                    |                      |                         | 16                                     |
| Maine Medical Center            | 689                | 1,508                      | 713                          | 431                | 397                  | 482                     | 167                                    |
| Mayo Regional Hosp              | 72                 |                            |                              |                    |                      |                         | 37                                     |
| Mercy Hospital                  | 74                 | 5                          |                              | 79                 | 23                   |                         | 122                                    |
| Mid-Maine Medical Center        |                    | 14                         | 32                           | 2                  |                      |                         | 175                                    |
| Miles Memorial Hospital         |                    |                            |                              |                    |                      |                         | 11                                     |
| Millinocket Regional Hospital   | 603                |                            |                              | 5                  |                      |                         | 35                                     |
| Mount Desert Island Hosp        |                    |                            |                              |                    |                      |                         | 37                                     |
| New England Rehab Hosp          |                    |                            |                              |                    |                      |                         | 23                                     |
| Northern Cumberland Mem Hosp    |                    |                            |                              |                    |                      |                         | 31                                     |
| Northern Maine Medical Center   |                    | 15                         |                              | 43                 | 2,877                | 6,121                   |  |
| Osteopathic Hospital of Maine   | 10                 |                            |                              |                    |                      |                         | 76                                     |
| Parkview Memorial Hospital      |                    |                            |                              |                    |                      |                         | 40                                     |
| Penobscot Bay Medical Center    |                    |                            |                              |                    |                      |                         | 83                                     |
| Penobscot Valley Hospital       | 94                 | 2                          |                              |                    |                      |                         | 72                                     |
| Redington-Fairview General Hosp |                    |                            |                              |                    |                      |                         | 22                                     |
| Regional Memorial Hospital      |                    |                            |                              |                    |                      |                         | 47                                     |
| Rumford Community Hospital      |                    |                            |                              |                    |                      |                         | 19                                     |
| Sebasticook Valley Hospital     |                    |                            |                              |                    |                      |                         | 20                                     |
| Southern Maine Medical Center   | 11                 |                            |                              |                    | 4                    |                         | 65                                     |
| St Andrew's Hospital            |                    |                            |                              |                    |                      |                         | 15                                     |
| St Joseph Hospital              | 401                | 27                         | 16                           | 74                 | 33                   | 78                      | 87                                     |
| St Mary's General Hospital      |                    |                            |                              |                    |                      |                         | 181                                    |
| Stephens Memorial Hospital      |                    |                            |                              |                    |                      |                         | 30                                     |
| The Aroostook Medical Center    | 946                | 13,121                     | 4,076                        | 1,103              | 1,438                | 1,114                   | 77                                     |
| Van Buren Community Hospital    |                    |                            | 9                            |                    | 1,108                |                         | 2                                      |
| Waldo County General Hosp       |                    |                            |                              |                    |                      |                         | 46                                     |
| Waterville Osteopathic Hosp     |                    |                            |                              |                    |                      |                         | 30                                     |
| Westbrook Community Hosp        |                    |                            |                              |                    |                      |                         | 26                                     |
| York Hospital                   |                    | 1                          |                              |                    |                      |                         | 23                                     |

NOTES: Mid-Maine Medical Center includes Charles A. Dean Hospital, and The Aroostook Medical Center includes Community General Hospital and A. R. Gould Memorial Hospital. MCA=Maine Community Area. Expected inpatient days by area are from Tables 2 and 3 of this report, and are distributed by hospital using the percents from Table 5.

Table Prepared by Office of Data, Research, and Vital Statistics; Maine Department of Human Services. December, 1987.

filename: PT\_DAYS2(G101) on disk 03-058



Table 7

## Expected Inpatient Days by Patient Residence, by Hospital, 1995

| Facility Name                   | Total<br>Resident<br>Inpatient<br>Days | MCA #        |           |              |                |             |                |           |               |               |              |
|---------------------------------|--|--------------|-----------|--------------|----------------|-------------|----------------|-----------|---------------|---------------|--------------|
|                                 |  | 1<br>Berwick | 2<br>York | 3<br>Sanford | 4<br>Kennebunk | 5<br>Buxton | 6<br>Biddeford | 7<br>Saco | 8<br>Scarboro | 9<br>Portland | 10<br>Gorham |
| All Facilities                  | 1,042,481                              | 10,205       | 13,136    | 23,781       | 14,134         | 11,199      | 27,851         | 20,131    | 7,788         | 32,563        | 9,395        |
| Bath Memorial                   | 8,107                                  |              |           |              |                |             | 3              |           |               |               |              |
| Blue Hill Memorial              | 6,607                                  |              |           |              |                |             |                |           |               |               |              |
| Calais Regional                 | 7,134                                  |              |           |              |                |             |                |           | 3             |               |              |
| Cary Medical Center             | 15,159                                 |              |           |              |                |             |                |           |               |               | 4            |
| Castine Community Hosp          | 1,016                                  |              |           |              |                |             |                |           |               |               |              |
| Central Maine Med Ctr           | 55,210                                 | 10           |           | 6            |                | 12          |                | 42        | 19            | 18            | 75           |
| Down East Community Hospital    | 10,045                                 |              |           |              |                |             |                |           |               |               | 1            |
| Eastern Maine Med Ctr           | 111,366                                |              |           |              |                | 21          |                | 6         | 10            |               | 17           |
| Franklin Memorial Hosp          | 16,777                                 |              |           |              |                |             |                |           | 9             |               |              |
| Henrietta D Goodall Hosp        | 17,716                                 | 779          | 746       | 13,992       |                | 305         | 1,461          | 98        | 81            | 11            | 12           |
| Houlton Regional Hosp           | 11,071                                 |              |           |              |                |             |                |           |               |               |              |
| Jackson Brook Institute         | 20,467                                 | 645          | 292       | 1,090        |                | 214         | 409            | 942       | 1,086         | 589           | 1,752        |
| James A. Taylor Hospital        | 4,220                                  |              |           |              |                |             |                |           |               |               |              |
| Kennebec Valley Medical Center  | 43,109                                 |              |           |              |                |             |                |           | 4             |               | 15           |
| Maine Coast Memorial Hosp       | 12,424                                 |              |           |              |                |             |                |           |               |               | 1            |
| Maine Medical Center            | 179,621                                | 2,145        | 1,799     | 5,208        |                | 2,944       | 4,480          | 5,548     | 5,612         | 3,856         | 17,578       |
| Mayo Regional Hosp              | 13,043                                 |              |           |              |                |             |                |           |               |               | 2            |
| Mercy Hospital                  | 59,517                                 | 320          | 403       | 1,338        |                | 571         | 1,285          | 1,490     | 1,213         | 1,488         | 9,524        |
| Mid-Maine Medical Center        | 66,416                                 |              |           | 15           |                |             | 42             | 59        |               | 1             | 67           |
| Miles Memorial Hospital         | 7,422                                  |              |           |              |                |             |                |           |               |               | 10           |
| Millinocket Regional Hospital   | 7,826                                  |              |           |              |                |             |                | 9         |               |               |              |
| Mount Desert Island Hosp        | 10,071                                 |              |           |              |                |             |                |           |               |               | 5            |
| New England Rehab Hosp          | 31                                     |              |           |              |                |             |                |           |               |               | 1            |
| Northern Cumberland Mem Hosp    | 10,404                                 |              |           | 9            |                |             | 5              |           |               | 4             | 4            |
| Northern Maine Medical Center   | 8,229                                  |              |           |              |                |             |                |           |               | 1             |              |
| Osteopathic Hospital of Maine   | 41,297                                 | 8            | 229       | 187          |                | 2,377       | 2,059          | 1,223     | 1,887         | 1,684         | 3,092        |
| Parkview Memorial Hospital      | 12,695                                 |              |           | 1            |                |             |                |           | 2             | 2             | 1,689        |
| Penobscot Bay Medical Center    | 30,864                                 |              |           |              |                |             |                |           |               |               | 7            |
| Penobscot Valley Hospital       | 5,590                                  |              |           |              |                |             |                |           |               |               |              |
| Redington-Fairview General Hosp | 15,801                                 |              |           |              |                |             |                |           |               |               | 3            |
| Regional Memorial Hospital      | 17,597                                 |              |           |              |                |             |                |           |               |               | 29           |
| Rumford Community Hospital      | 12,344                                 |              |           |              |                |             |                |           |               |               | 11           |
| Sebasticook Valley Hospital     | 3,892                                  |              |           |              |                |             |                |           |               |               |              |
| Southern Maine Medical Center   | 40,722                                 | 683          | 914       | 1,749        |                | 7,371       | 1,347          | 18,163    | 9,992         | 87            | 32           |
| St Andrew's Hospital            | 3,207                                  |              |           |              |                |             |                |           |               |               | 79           |
| St Joseph Hospital              | 21,827                                 |              |           |              |                |             |                |           |               |               | 12           |
| St Mary's General Hospital      | 52,090                                 |              |           | 15           |                |             | 25             | 163       | 55            | 1             | 186          |
| Stephens Memorial Hospital      | 14,688                                 |              |           |              |                |             |                | 7         |               | 1             | 52           |
| The Aroostook Medical Center    | 21,309                                 |              |           |              |                |             |                |           | 14            |               | 1            |
| Van Buren Community Hospital    | 966                                    |              |           |              |                |             |                |           |               |               |              |
| Waldo County General Hosp       | 9,200                                  |              |           | 4            |                |             |                |           |               | 3             |              |
| Waterville Osteopathic Hosp     | 17,111                                 |              |           |              |                |             |                |           |               |               |              |
| Westbrook Community Hosp        | 3,341                                  | 7            | 5         | 36           |                | 15          | 82             | 59        | 135           | 37            | 150          |
| York Hospital                   | 14,932                                 | 5,608        | 8,749     | 131          |                | 304         | 4              | 39        | 11            | 3             | 709          |

NOTES: Mid-Maine Medical Center includes Charles A. Dean Hospital, and The Aroostook Medical Center includes Community General Hospital and A. R. Gould Memorial Hospital. MCA=Maine Community Area. Expected inpatient days by area are from Tables 2 and 3 of this report, and are distributed by hospital using the percents from Table 5.

Table Prepared by Office of Data, Research, and Vital Statistics; Maine Department of Human Services. December, 1987.

filename: PT\_DAYS3(6101) on disk 03-059

Table 7 (Con't.)

## Expected Inpatient Days by Patient Residence, by Hospital, 1995

| Facility Name                   | MCA #11<br>Westbrook | MCA #12<br>Portland | MCA #13<br>Baldwin | MCA #14<br>Gray | MCA #15<br>Falmouth | MCA #16<br>Brunswick | MCA #17<br>Freeport | MCA #18<br>Bath | MCA #19<br>Damariscotta | MCA #20<br>Bridgton |
|---------------------------------|----------------------|---------------------|--------------------|-----------------|---------------------|----------------------|---------------------|-----------------|-------------------------|---------------------|
| All Facilities                  | 14,815               | 81,178              | 13,079             | 15,442          | 10,025              | 18,592               | 12,986              | 14,272          | 16,008                  | 22,165              |
| Bath Memorial                   |                      | 60                  |                    |                 | 4                   | 493                  | 25                  | 6,279           | 675                     |                     |
| Blue Hill Memorial              |                      |                     |                    |                 |                     | 3                    |                     |                 |                         |                     |
| Calais Regional                 |                      | 1                   |                    |                 |                     |                      |                     |                 |                         |                     |
| Cary Medical Center             |                      |                     |                    | 1               |                     |                      |                     |                 |                         |                     |
| Castine Community Hosp          |                      |                     |                    |                 |                     |                      |                     |                 |                         |                     |
| Central Maine Med Ctr           | 12                   | 91                  |                    | 473             | 54                  | 398                  | 332                 | 278             | 54                      | 708                 |
| Down East Community Hospital    |                      |                     |                    |                 |                     |                      |                     |                 |                         |                     |
| Eastern Maine Med Ctr           | 1                    | 294                 |                    | 9               |                     | 138                  |                     | 7               | 90                      |                     |
| Franklin Memorial Hosp          | 7                    | 7                   |                    | 2               |                     |                      |                     |                 |                         | 5                   |
| Henrietta D Goodall Hosp        | 1                    | 26                  | 163                | 7               | 12                  | 1                    |                     |                 |                         | 9                   |
| Houlton Regional Hosp           |                      | 6                   |                    | 9               |                     |                      |                     |                 |                         |                     |
| Jackson Brook Institute         | 548                  | 3,290               | 779                | 732             | 392                 | 472                  | 584                 | 357             | 215                     | 1,084               |
| James A. Taylor Hospital        |                      |                     |                    | 2               |                     |                      |                     |                 |                         |                     |
| Kennebec Valley Medical Center  |                      | 33                  |                    |                 |                     | 101                  | 46                  | 82              | 204                     |                     |
| Maine Coast Memorial Hosp       |                      | 1                   |                    |                 |                     |                      |                     |                 |                         |                     |
| Maine Medical Center            | 6,692                | 44,382              | 6,134              | 6,121           | 6,078               | 2,812                | 4,829               | 2,605           | 3,130                   | 5,487               |
| Mayo Regional Hosp              |                      | 1                   |                    |                 |                     |                      |                     |                 |                         |                     |
| Mercy Hospital                  | 4,067                | 21,434              | 2,154              | 2,905           | 1,993               | 450                  | 2,137               | 503             | 550                     | 1,044               |
| Mid-Maine Medical Center        | 2                    | 116                 | 22                 | 10              |                     | 34                   | 12                  | 150             | 148                     | 18                  |
| Miles Memorial Hospital         |                      |                     |                    |                 |                     | 6                    |                     | 624             | 5,463                   |                     |
| Millinocket Regional Hospital   |                      | 10                  |                    |                 |                     |                      |                     |                 |                         |                     |
| Mount Desert Island Hosp        |                      | 5                   |                    |                 |                     |                      |                     |                 |                         |                     |
| New England Rehab Hosp          | 11                   |                     |                    | 21              |                     |                      |                     |                 |                         |                     |
| Northern Cumberland Mem Hosp    | 4                    | 1                   | 963                | 39              | 7                   | 1                    |                     |                 | 64                      | 8,889               |
| Northern Maine Medical Center   |                      |                     |                    |                 |                     |                      |                     |                 |                         |                     |
| Osteopathic Hospital of Maine   | 2,678                | 10,296              | 2,640              | 4,404           | 1,252               | 59                   | 1,364               | 40              | 7                       | 3,101               |
| Parkview Memorial Hospital      | 4                    | 53                  |                    | 7               | 36                  | 5,387                | 1,602               | 1,345           | 296                     | 11                  |
| Penobscot Bay Medical Center    |                      | 15                  |                    |                 |                     | 17                   |                     | 76              | 908                     |                     |
| Penobscot Valley Hospital       |                      | 4                   |                    |                 |                     | 2                    |                     |                 |                         |                     |
| Redington-Fairview General Hosp |                      | 2                   |                    |                 |                     | 6                    |                     |                 |                         |                     |
| Regional Memorial Hospital      | 15                   | 86                  |                    | 8               | 123                 | 7,764                | 1,803               | 1,454           | 1,042                   | 8                   |
| Rumford Community Hospital      |                      | 6                   |                    |                 |                     |                      |                     |                 |                         | 9                   |
| Sebasticook Valley Hospital     |                      |                     |                    |                 |                     |                      |                     |                 |                         |                     |
| Southern Maine Medical Center   | 14                   | 52                  | 85                 | 2               |                     | 15                   | 8                   |                 |                         |                     |
| St Andrew's Hospital            |                      |                     |                    |                 |                     |                      |                     | 50              | 3,141                   |                     |
| St Joseph Hospital              | 1                    | 10                  |                    |                 |                     |                      |                     |                 |                         |                     |
| St Mary's General Hospital      | 87                   | 295                 |                    | 226             | 39                  | 417                  | 223                 | 413             |                         | 622                 |
| Stephens Memorial Hospital      | 7                    | 4                   | 13                 |                 |                     | 2                    |                     |                 | 9                       | 1,054               |
| The Aroostook Medical Center    |                      |                     |                    |                 |                     | 9                    |                     |                 |                         |                     |
| Van Buren Community Hospital    |                      |                     |                    |                 |                     |                      |                     |                 |                         |                     |
| Waldo County General Hosp       |                      | 7                   |                    |                 |                     |                      |                     |                 |                         |                     |
| Waterville Osteopathic Hosp     |                      | 1                   |                    | 2               |                     | 2                    |                     | 8               | 11                      |                     |
| Westbrook Community Hosp        | 656                  | 576                 | 125                | 461             | 35                  | 2                    | 21                  |                 |                         | 116                 |
| York Hospital                   | 8                    | 11                  |                    |                 |                     |                      |                     |                 |                         |                     |

NOTES: Mid-Maine Medical Center includes Charles A. Dean Hospital, and The Aroostook Medical Center includes Community General Hospital and A. R. Gould Memorial Hospital. MCA=Maine Community Area. Expected inpatient days by area are from Tables 2 and 3 of this report, and are distributed by hospital using the percents from Table 5.

Table Prepared by Office of Data, Research, and Vital Statistics; Maine Department of Human Services. December, 1987.

filename: PT\_DAYS3(6101) on disk 03-059

Table 7 (Con't.)

Expected Inpatient Days by Patient Residence, by Hospital, 1995

| Facility Name                   | MCA #21           | MCA #22<br>Auburn | MCA #23<br>Lewiston | MCA #24<br>Lisbon | MCA #25<br>Topsham | MCA #26<br>Gardiner | MCA #27<br>Whitfield | MCA #28<br>Waldoboro | MCA #29<br>Rockland | MCA #30<br>Norway |
|---------------------------------|-------------------|-------------------|---------------------|-------------------|--------------------|---------------------|----------------------|----------------------|---------------------|-------------------|
|                                 | New<br>Gloucester |                   |                     |                   |                    |                     |                      |                      |                     |                   |
| All Facilities                  | 7,568             | 25,224            | 44,427              | 12,323            | 7,264              | 18,469              | 8,275                | 17,144               | 19,922              | 14,683            |
| Bath Memorial                   |                   | 7                 | 11                  | 21                | 125                | 224                 | 11                   | 41                   | 12                  |                   |
| Blue Hill Memorial              |                   |                   |                     |                   |                    |                     |                      |                      |                     |                   |
| Calais Regional                 |                   | 1                 |                     |                   |                    |                     |                      |                      |                     |                   |
| Cary Medical Center             |                   |                   | 13                  |                   |                    |                     |                      |                      |                     |                   |
| Castine Community Hosp          |                   |                   |                     |                   |                    |                     |                      |                      |                     |                   |
| Central Maine Med Ctr           | 3,307             | 14,253            | 16,328              | 4,521             | 283                | 536                 | 16                   |                      | 77                  | 1,356             |
| Down East Community Hospital    |                   |                   |                     |                   |                    |                     |                      |                      |                     |                   |
| Eastern Maine Med Ctr           |                   | 5                 | 7                   |                   | 33                 | 218                 | 96                   | 562                  | 852                 |                   |
| Franklin Memorial Hosp          |                   | 10                | 24                  |                   |                    | 10                  |                      |                      |                     |                   |
| Henrietta D Goodall Hosp        |                   |                   |                     |                   |                    |                     |                      |                      |                     |                   |
| Houlton Regional Hosp           |                   |                   |                     |                   |                    |                     |                      |                      |                     |                   |
| Jackson Brook Institute         | 41                | 401               | 518                 | 381               | 200                | 234                 |                      | 49                   | 192                 | 115               |
| James A. Taylor Hospital        |                   |                   |                     |                   |                    |                     |                      |                      |                     |                   |
| Kennebec Valley Medical Center  | 5                 | 18                | 66                  | 21                |                    | 12,473              | 2,886                | 251                  | 74                  |                   |
| Maine Coast Memorial Hosp       |                   |                   |                     |                   |                    |                     |                      |                      |                     |                   |
| Maine Medical Center            | 1,340             | 1,239             | 1,697               | 1,397             | 1,311              | 1,540               | 508                  | 1,739                | 2,000               | 1,003             |
| Mayo Regional Hosp              |                   |                   |                     |                   |                    |                     |                      |                      |                     |                   |
| Mercy Hospital                  | 206               | 93                | 198                 | 75                | 83                 | 228                 | 12                   | 139                  | 183                 | 209               |
| Mid-Maine Medical Center        |                   | 82                | 188                 | 153               | 14                 | 1,231               | 3,331                | 264                  | 165                 | 181               |
| Miles Memorial Hospital         |                   | 8                 |                     |                   |                    | 47                  | 247                  | 990                  | 11                  |                   |
| Millinocket Regional Hospital   |                   | 3                 | 3                   |                   |                    |                     |                      |                      |                     |                   |
| Mount Desert Island Hosp        |                   |                   |                     |                   |                    |                     |                      |                      | 14                  |                   |
| New England Rehab Hosp          |                   |                   |                     |                   |                    |                     |                      |                      |                     |                   |
| Northern Cumberland Mem Hosp    | 19                |                   | 9                   | 9                 |                    |                     |                      |                      |                     | 338               |
| Northern Maine Medical Center   |                   |                   |                     |                   |                    |                     |                      |                      |                     |                   |
| Osteopathic Hospital of Maine   | 274               | 80                | 20                  | 46                | 13                 |                     | 20                   | 4                    |                     | 168               |
| Parkview Memorial Hospital      | 16                | 41                | 42                  | 1,166             | 1,809              | 614                 | 24                   | 6                    | 9                   | 74                |
| Penobscot Bay Medical Center    |                   | 5                 |                     |                   | 6                  |                     | 187                  | 12,720               | 15,648              |                   |
| Penobscot Valley Hospital       |                   |                   |                     |                   |                    |                     |                      |                      |                     |                   |
| Redington-Fairview General Hosp |                   |                   | 1                   |                   |                    |                     | 7                    |                      |                     |                   |
| Regional Memorial Hospital      | 12                | 172               | 38                  | 844               | 3,254              | 510                 |                      | 8                    | 111                 |                   |
| Rumford Community Hospital      |                   | 7                 | 19                  |                   |                    |                     |                      |                      |                     | 4                 |
| Sebasticook Valley Hospital     |                   |                   |                     |                   |                    |                     |                      |                      |                     |                   |
| Southern Maine Medical Center   |                   | 4                 | 10                  |                   |                    |                     |                      |                      |                     |                   |
| St Andrew's Hospital            |                   |                   |                     |                   |                    |                     |                      |                      |                     |                   |
| St Joseph Hospital              |                   |                   | 1                   |                   |                    |                     |                      |                      | 8                   |                   |
| St Mary's General Hospital      | 1,603             | 8,713             | 25,162              | 3,676             | 132                | 435                 | 11                   | 109                  | 69                  | 1,495             |
| Stephens Memorial Hospital      | 745               | 49                | 34                  |                   |                    |                     |                      |                      |                     | 9,732             |
| The Arrostook Medical Center    |                   |                   |                     |                   |                    |                     |                      |                      |                     |                   |
| Van Buren Community Hospital    |                   | 4                 |                     |                   |                    |                     |                      |                      |                     |                   |
| Waldo County General Hosp       |                   |                   |                     |                   |                    |                     | 9                    | 199                  | 497                 |                   |
| Waterville Osteopathic Hosp     |                   | 8                 | 11                  | 12                |                    | 168                 | 910                  | 62                   |                     |                   |
| Westbrook Community Hosp        |                   | 21                | 24                  |                   |                    |                     |                      |                      |                     | 7                 |
| York Hospital                   |                   | 2                 |                     |                   |                    |                     |                      |                      |                     |                   |

NOTES: Mid-Maine Medical Center includes Charles A. Dean Hospital, and The Arrostook Medical Center includes Community General Hospital and A. R. Gould Memorial Hospital. MCA=Maine Community Area. Expected inpatient days by area are from Tables 2 and 3 of this report, and are distributed by hospital using the percents from Table 5.

Table Prepared by Office of Data, Research, and Vital Statistics; Maine Department of Human Services. December, 1987.

filename: PT\_DAYS3(6101) on disk 03-059

Table 7 (Con't.)

## Expected Inpatient Days by Patient Residence, by Hospital, 1995

| Facility Name                   | MCA #31<br>Leeds | MCA #32<br>Monmouth | MCA #33<br>Augusta | MCA #34<br>Bethel | MCA #35<br>Jay | MCA #36<br>Belgrade | MCA #37<br>Waterville | MCA #38<br>Brooks | MCA #39<br>Belfast | MCA #40<br>Bucksport |
|---------------------------------|------------------|---------------------|--------------------|-------------------|----------------|---------------------|-----------------------|-------------------|--------------------|----------------------|
| All Facilities                  | 7,023            | 8,716               | 28,376             | 10,174            | 7,234          | 8,373               | 25,487                | 9,328             | 8,738              | 9,205                |
| Bath Memorial                   |                  | 21                  | 33                 |                   | 7              |                     | 2                     | 11                |                    |                      |
| Blue Hill Memorial              |                  |                     |                    |                   |                |                     |                       |                   | 6                  | 380                  |
| Calais Regional                 |                  |                     |                    |                   |                |                     |                       |                   |                    |                      |
| Cary Medical Center             |                  |                     |                    |                   |                |                     | 1                     |                   |                    |                      |
| Castine Community Hosp          |                  |                     |                    |                   |                |                     |                       |                   |                    | 133                  |
| Central Maine Med Ctr           | 3,856            | 1,155               | 271                | 1,642             | 1,494          | 20                  | 47                    | 9                 |                    |                      |
| Down East Community Hospital    |                  |                     |                    |                   |                |                     |                       |                   |                    |                      |
| Eastern Maine Med Ctr           |                  | 44                  | 348                | 6                 | 24             | 310                 | 198                   | 1,096             | 1,793              | 5,944                |
| Franklin Memorial Hosp          | 179              | 504                 |                    | 931               | 3,274          | 10                  |                       |                   |                    |                      |
| Henrietta D Goodall Hosp        |                  |                     |                    |                   |                |                     |                       |                   |                    |                      |
| Houlton Regional Hosp           |                  |                     | 4                  |                   |                |                     | 1                     |                   |                    |                      |
| Jackson Brook Institute         |                  | 118                 | 387                | 78                | 136            | 41                  | 33                    |                   |                    | 34                   |
| James A. Taylor Hospital        |                  |                     |                    |                   |                |                     | 4                     | 28                | 12                 | 150                  |
| Kennebec Valley Medical Center  | 69               | 4,700               | 20,218             | 12                | 75             | 455                 | 280                   | 33                | 3                  |                      |
| Maine Coast Memorial Hosp       |                  |                     |                    |                   |                |                     |                       |                   |                    | 71                   |
| Maine Medical Center            | 469              | 731                 | 1,774              | 1,476             | 948            | 391                 | 752                   | 557               | 492                | 270                  |
| Mayo Regional Hosp              |                  |                     | 6                  |                   |                |                     |                       |                   |                    |                      |
| Mercy Hospital                  | 30               | 65                  | 175                | 51                | 26             | 28                  | 84                    | 18                |                    |                      |
| Mid-Maine Medical Center        | 73               | 527                 | 3,605              | 158               | 186            | 5,160               | 19,512                | 2,262             | 318                | 90                   |
| Miles Memorial Hospital         |                  |                     | 16                 |                   |                |                     |                       |                   |                    |                      |
| Millinocket Regional Hospital   |                  |                     |                    |                   |                |                     |                       |                   |                    |                      |
| Mount Desert Island Hosp        |                  |                     |                    |                   |                |                     |                       |                   | 18                 |                      |
| New England Rehab Hosp          |                  |                     |                    |                   |                |                     |                       |                   |                    |                      |
| Northern Cumberland Mem Hosp    |                  |                     |                    | 10                |                |                     |                       |                   |                    |                      |
| Northern Maine Medical Center   |                  |                     |                    |                   |                |                     |                       |                   |                    |                      |
| Osteopathic Hospital of Maine   | 10               | 5                   | 19                 | 61                |                |                     | 66                    | 3                 |                    |                      |
| Parkview Memorial Hospital      |                  |                     | 29                 | 37                |                |                     |                       |                   |                    |                      |
| Penobscot Bay Medical Center    |                  |                     | 23                 |                   |                |                     | 2                     | 343               | 482                | 77                   |
| Penobscot Valley Hospital       |                  |                     | 2                  |                   |                |                     |                       |                   |                    |                      |
| Redington-Fairview General Hosp |                  | 2                   | 4                  |                   | 14             | 100                 | 19                    | 8                 |                    |                      |
| Regional Memorial Hospital      | 6                | 22                  | 143                | 39                |                |                     | 3                     |                   |                    |                      |
| Rumford Community Hospital      | 12               |                     | 4                  | 2,943             | 17             |                     |                       |                   |                    |                      |
| Sebasticook Valley Hospital     |                  |                     |                    |                   |                |                     | 3                     | 29                |                    |                      |
| Southern Maine Medical Center   |                  |                     | 36                 |                   |                |                     |                       |                   |                    |                      |
| St Andrew's Hospital            |                  |                     |                    |                   |                |                     | 1                     |                   |                    |                      |
| St Joseph Hospital              |                  |                     |                    |                   |                |                     | 1                     | 5                 | 84                 | 1,257                |
| St Mary's General Hospital      | 1,889            | 628                 | 825                | 690               | 999            | 202                 | 95                    |                   |                    |                      |
| Stephens Memorial Hospital      | 432              |                     |                    | 2,005             | 4              |                     | 3                     |                   |                    |                      |
| The Aroostook Medical Center    |                  |                     | 3                  |                   |                |                     |                       |                   |                    |                      |
| Van Buren Community Hospital    |                  |                     |                    |                   |                |                     |                       |                   |                    |                      |
| Waldo County General Hosp       |                  |                     | 6                  |                   |                |                     | 21                    | 2,201             | 5,333              | 776                  |
| Waterville Osteopathic Hosp     |                  | 190                 | 424                | 31                | 31             | 1,657               | 4,360                 | 2,724             | 194                | 23                   |
| Westbrook Community Hosp        |                  | 3                   | 19                 | 4                 |                |                     |                       |                   |                    |                      |
| York Hospital                   |                  |                     |                    |                   |                |                     |                       |                   | 3                  |                      |

NOTES: Mid-Maine Medical Center includes Charles A. Dean Hospital, and The Aroostook Medical Center includes Community General Hospital and A. R. Gould Memorial Hospital. MCA=Maine Community Area. Expected inpatient days by area are from Tables 2 and 3 of this report, and are distributed by hospital using the percents from Table 5.

Table Prepared by Office of Data, Research, and Vital Statistics; Maine Department of Human Services. December, 1987.

filename: PT\_DAYS3(6101) on disk 03-059

Table 7 (Con't.)

## Expected Inpatient Days by Patient Residence, by Hospital, 1995

| Facility Name                   | MCA #41<br>Rumford | MCA #42<br>Farmington | MCA #43<br>Skowhegan | MCA #44<br>Fairfield | MCA #45<br>Pittsfield | MCA #46<br>Rangely | MCA #47<br>Greenville | MCA #48<br>Dover-<br>Foxcroft | MCA #49<br>Corinth |
|---------------------------------|--------------------|-----------------------|----------------------|----------------------|-----------------------|--------------------|-----------------------|-------------------------------|--------------------|
| All Facilities                  | 15,941             | 11,986                | 13,973               | 13,766               | 8,416                 | 14,478             | 12,242                | 15,719                        | 11,445             |
| Bath Memorial                   |                    |                       |                      |                      |                       |                    | 9                     |                               |                    |
| Blue Hill Memorial              |                    |                       |                      |                      |                       |                    |                       |                               |                    |
| Calais Regional                 |                    |                       |                      |                      |                       |                    |                       |                               |                    |
| Cary Medical Center             |                    |                       |                      |                      |                       |                    |                       |                               |                    |
| Castine Community Hosp          |                    |                       |                      |                      |                       |                    |                       |                               |                    |
| Central Maine Med Ctr           | 2,162              | 670                   | 5                    | 58                   |                       | 424                | 31                    |                               |                    |
| Down East Community Hospital    |                    |                       |                      |                      |                       |                    |                       |                               |                    |
| Eastern Maine Med Ctr           | 93                 | 85                    | 137                  | 125                  | 674                   | 77                 | 1,912                 | 4,693                         | 4,769              |
| Franklin Memorial Hosp          | 304                | 7,375                 | 71                   |                      |                       | 4,022              |                       | 8                             |                    |
| Henrietta D Goodall Hosp        |                    |                       |                      |                      |                       |                    |                       |                               |                    |
| Houlton Regional Hosp           |                    |                       |                      |                      |                       |                    |                       | 10                            |                    |
| Jackson Brook Institute         | 220                | 47                    | 142                  | 62                   |                       | 31                 |                       |                               |                    |
| James A. Taylor Hospital        |                    |                       |                      |                      | 10                    |                    |                       | 124                           | 476                |
| Kennebec Valley Medical Center  | 55                 | 59                    | 228                  | 114                  | 33                    | 95                 | 17                    |                               | 7                  |
| Maine Coast Memorial Hosp       |                    |                       |                      |                      |                       |                    |                       | 8                             |                    |
| Maine Medical Center            | 1,691              | 1,645                 | 822                  | 427                  | 350                   | 1,489              | 478                   | 533                           | 529                |
| Mayo Regional Hosp              |                    |                       | 34                   |                      | 167                   | 14                 | 2,780                 | 8,497                         | 853                |
| Mercy Hospital                  | 258                | 175                   | 82                   |                      | 11                    | 72                 | 28                    |                               |                    |
| Mid-Maine Medical Center        | 140                | 1,262                 | 4,572                | 9,160                | 2,996                 | 2,708              | 3,783                 | 312                           | 1,689              |
| Miles Memorial Hospital         |                    |                       |                      |                      |                       |                    |                       |                               |                    |
| Millinocket Regional Hospital   |                    |                       |                      |                      |                       |                    |                       | 378                           |                    |
| Mount Desert Island Hosp        |                    |                       |                      |                      |                       |                    |                       |                               |                    |
| New England Rehab Hosp          |                    |                       |                      |                      |                       |                    |                       |                               |                    |
| Northern Cumberland Mem Hosp    |                    |                       |                      |                      |                       |                    |                       |                               |                    |
| Northern Maine Medical Center   |                    |                       |                      |                      |                       |                    |                       |                               |                    |
| Osteopathic Hospital of Maine   | 26                 |                       | 98                   |                      | 3                     |                    |                       |                               |                    |
| Parkview Memorial Hospital      |                    | 25                    | 6                    |                      |                       |                    |                       |                               |                    |
| Penobscot Bay Medical Center    | 4                  |                       |                      |                      |                       |                    |                       |                               | 68                 |
| Penobscot Valley Hospital       |                    |                       |                      |                      |                       |                    |                       |                               |                    |
| Redington-Fairview General Hosp |                    | 47                    | 7,186                | 222                  | 622                   | 4,621              | 2,783                 | 31                            | 93                 |
| Regional Memorial Hospital      | 37                 |                       |                      |                      |                       |                    |                       |                               |                    |
| Rumford Community Hospital      | 9,165              | 30                    |                      |                      |                       | 109                |                       |                               |                    |
| Sebasticook Valley Hospital     |                    |                       | 7                    | 178                  | 2,383                 |                    | 29                    | 147                           | 1,072              |
| Southern Maine Medical Center   |                    |                       |                      |                      |                       |                    |                       |                               |                    |
| St Andrew's Hospital            |                    |                       |                      |                      |                       |                    |                       |                               |                    |
| St Joseph Hospital              |                    |                       |                      | 12                   | 96                    |                    | 233                   | 887                           | 1,484              |
| St Mary's General Hospital      | 1,236              | 478                   | 52                   | 65                   |                       | 428                |                       |                               |                    |
| Stephens Memorial Hospital      | 550                |                       |                      |                      |                       |                    |                       |                               |                    |
| The Arrostook Medical Center    |                    |                       |                      |                      |                       |                    |                       |                               |                    |
| Van Buren Community Hospital    |                    |                       |                      |                      |                       |                    |                       |                               |                    |
| Waldo County General Hosp       |                    |                       |                      | 2                    | 20                    |                    |                       | 5                             |                    |
| Waterville Osteopathic Hosp     |                    | 88                    | 531                  | 3,339                | 1,051                 | 389                | 149                   | 72                            | 405                |
| Westbrook Community Hosp        |                    |                       |                      |                      |                       |                    | 10                    |                               |                    |
| York Hospital                   |                    |                       |                      |                      |                       |                    |                       | 14                            |                    |

NOTES: Mid-Maine Medical Center includes Charles A. Dean Hospital, and The Arrostook Medical Center includes Community General Hospital and A. R. Gould Memorial Hospital. MCA=Maine Community Area. Expected inpatient days by area are from Tables 2 and 3 of this report, and are distributed by hospital using the percents from Table 5.

Table Prepared by Office of Data, Research, and Vital Statistics; Maine Department of Human Services. December, 1987.

filenaaa: PT\_DAYS3(6101) on disk 03-059

Table 7 (Con't.)

## Expected Inpatient Days by Patient Residence, by Hospital, 1995

| Facility Name                   | MCA #51           |             | MCA #52<br>Orono | MCA #53<br>Brewer | MCA #54<br>Ellsworth | MCA #55      |               | MCA #56 |        | MCA #57<br>Machias | MCA #58<br>Calais | MCA #59<br>Lincoln | MCA #60<br>Millinocket |
|---------------------------------|-------------------|-------------|------------------|-------------------|----------------------|--------------|---------------|---------|--------|--------------------|-------------------|--------------------|------------------------|
|                                 | MCA #50<br>Bangor | Old<br>Town |                  |                   |                      | Deer<br>Isle | Bar<br>Harbor |         |        |                    |                   |                    |                        |
| All Facilities                  | 45,224            | 12,210      | 2,040            | 14,461            | 13,123               | 10,404       | 15,938        | 17,195  | 14,410 | 10,954             |                   | 11,839             |                        |
| Bath Memorial                   | 6                 |             |                  |                   |                      |              |               |         |        |                    |                   |                    |                        |
| Blue Hill Memorial              | 17                |             |                  | 24                | 873                  | 4,924        | 236           | 116     | 9      |                    |                   |                    |                        |
| Calais Regional                 | 6                 |             |                  |                   |                      |              |               | 89      | 7,002  |                    |                   |                    |                        |
| Cary Medical Center             | 6                 |             |                  |                   |                      |              |               |         |        |                    |                   |                    | 5                      |
| Castine Community Hosp          |                   |             |                  |                   |                      |              | 875           |         |        |                    |                   |                    |                        |
| Central Maine Med Ctr           | 20                |             |                  |                   |                      |              |               |         |        |                    |                   | 11                 |                        |
| Down East Community Hospital    | 1                 |             |                  |                   |                      |              |               | 10      | 9,153  | 864                |                   |                    |                        |
| Eastern Maine Med Ctr           | 32,925            | 8,729       | 1,635            | 11,473            | 3,217                | 2,889        | 3,367         | 3,940   | 4,833  | 3,926              |                   | 3,928              |                        |
| Franklin Memorial Hosp          |                   |             |                  |                   |                      |              |               |         |        |                    |                   |                    |                        |
| Henrietta D Goodall Hosp        |                   |             |                  |                   |                      |              |               |         |        |                    |                   |                    |                        |
| Houlton Regional Hosp           | 2                 |             |                  |                   |                      |              |               |         |        |                    | 33                |                    | 436                    |
| Jackson Brook Institute         | 379               |             |                  |                   |                      |              |               |         |        |                    |                   |                    |                        |
| James A. Taylor Hospital        | 2,624             | 245         | 74               | 390               | 17                   |              |               |         | 12     |                    |                   |                    |                        |
| Kennebec Valley Medical Center  | 23                |             |                  |                   | 5                    |              |               |         | 202    |                    |                   |                    | 10                     |
| Maine Coast Memorial Hosp       | 26                |             | 5                | 41                | 6,002                | 541          | 3,477         | 2,126   | 104    |                    |                   |                    |                        |
| Maine Medical Center            | 666               | 363         | 17               | 229               | 338                  | 210          | 406           | 582     | 378    | 320                |                   | 340                |                        |
| Mayo Regional Hosp              | 6                 | 47          |                  | 6                 |                      |              | 4             |         |        | 369                |                   | 147                |                        |
| Mercy Hospital                  | 55                |             |                  | 27                |                      |              |               | 21      | 9      |                    |                   | 4                  |                        |
| Mid-Maine Medical Center        | 254               | 22          | 2                |                   | 427                  | 298          | 231           | 12      | 9      | 5                  |                   | 101                |                        |
| Miles Memorial Hospital         |                   |             |                  |                   |                      |              |               |         |        |                    |                   |                    |                        |
| Millinocket Regional Hospital   | 15                |             |                  |                   |                      |              |               |         |        |                    | 370               |                    | 6,407                  |
| Mount Desert Island Hosp        | 3                 |             |                  |                   | 1,739                | 67           | 7,918         | 254     | 8      |                    |                   |                    |                        |
| New England Rehab Hosp          |                   |             |                  |                   |                      |              |               |         |        |                    |                   |                    |                        |
| Northern Cumberland Mem Hosp    | 2                 |             |                  |                   |                      |              |               |         |        |                    |                   |                    |                        |
| Northern Maine Medical Center   |                   |             |                  |                   |                      |              |               |         |        |                    |                   |                    |                        |
| Osteopathic Hospital of Maine   | 5                 |             |                  |                   |                      |              |               |         | 11     |                    |                   |                    |                        |
| Parkview Memorial Hospital      | 4                 |             |                  |                   |                      |              |               |         |        |                    |                   |                    |                        |
| Penobscot Bay Medical Center    | 59                |             |                  |                   |                      |              |               |         | 22     | 107                | 10                |                    |                        |
| Penobscot Valley Hospital       | 16                | 106         |                  |                   |                      |              |               |         |        |                    | 5,252             |                    | 41                     |
| Redington-Fairview General Hosp | 9                 |             |                  |                   |                      |              |               |         |        |                    |                   |                    |                        |
| Regional Memorial Hospital      | 8                 |             |                  |                   |                      |              |               |         |        |                    |                   |                    |                        |
| Rumford Community Hospital      |                   |             |                  |                   |                      |              |               |         |        |                    |                   |                    |                        |
| Sebasticook Valley Hospital     | 19                |             |                  |                   |                      |              |               | 5       |        |                    |                   |                    |                        |
| Southern Maine Medical Center   |                   |             |                  |                   |                      |              |               |         |        |                    |                   |                    |                        |
| St Andrew's Hospital            |                   |             |                  |                   |                      |              |               |         |        |                    |                   |                    |                        |
| St Joseph Hospital              | 7,763             | 2,630       | 307              | 2,270             | 488                  | 600          | 288           | 840     | 855    | 644                |                   | 357                |                        |
| St Mary's General Hospital      | 29                | 60          |                  |                   |                      |              |               |         |        | 4                  |                   |                    |                        |
| Stephens Memorial Hospital      |                   |             |                  |                   |                      |              |               |         | 7      |                    |                   |                    |                        |
| The Aroostook Medical Center    | 8                 |             |                  |                   | 17                   |              |               |         |        | 21                 |                   | 64                 |                        |
| Van Buren Community Hospital    |                   |             |                  |                   |                      |              |               |         |        |                    |                   |                    |                        |
| Waldo County General Hosp       | 63                | 7           |                  |                   |                      |              |               |         |        |                    |                   |                    |                        |
| Waterville Osteopathic Hosp     | 204               |             |                  |                   |                      |              |               |         | 23     |                    |                   |                    |                        |
| Westbrook Community Hosp        |                   |             |                  |                   |                      |              |               |         |        |                    |                   |                    |                        |
| York Hospital                   |                   |             |                  |                   |                      |              |               |         |        |                    |                   |                    |                        |

NOTES: Mid-Maine Medical Center includes Charles A. Dean Hospital, and The Aroostook Medical Center includes Community General Hospital and A. R. Gould Memorial Hospital. MCA=Maine Community Area. Expected inpatient days by area are from Tables 2 and 3 of this report, and are distributed by hospital using the percents from Table 5.

Table Prepared by Office of Data, Research, and Vital Statistics; Maine Department of Human Services. December, 1987.

filenaae: PT\_DAYS3(6101) on disk 03-059

Table 7 (Con't.)

## Expected Inpatient Days by Patient Residence, by Hospital, 1995

| Facility Name                   | MCA #          |                        |                          |                |                  |                     | Residents<br>of<br>Unassigned<br>Areas |
|---------------------------------|----------------|------------------------|--------------------------|----------------|------------------|---------------------|--|
|                                 | #61<br>Houlton | #62<br>Presque<br>Isle | #63<br>Fort<br>Fairfield | #64<br>Caribou | #65<br>Madawaska | #66<br>Fort<br>Kent |  |
| All Facilities                  | 16,054         | 17,495                 | 8,385                    | 9,449          | 7,488            | 8,354               | 2,794                                  |
| Bath Memorial                   |                |                        |                          |                |                  |                     | 26                                     |
| Blue Hill Memorial              |                |                        |                          |                |                  |                     | 19                                     |
| Calais Regional                 |                |                        |                          |                |                  |                     | 32                                     |
| Cary Medical Center             | 110            | 1,908                  | 3,315                    | 7,014          | 2,036            | 716                 | 29                                     |
| Castine Community Hosp          |                |                        |                          |                |                  |                     | 8                                      |
| Central Maine Med Ctr           |                | 6                      | 11                       |                |                  |                     | 48                                     |
| Down East Community Hospital    |                |                        |                          |                |                  |                     | 16                                     |
| Eastern Maine Med Ctr           | 2,590          | 1,094                  | 228                      | 748            | 406              | 414                 | 319                                    |
| Franklin Memorial Hosp          |                |                        |                          |                |                  |                     | 25                                     |
| Henrietta D Goodall Hosp        |                |                        |                          |                |                  |                     | 11                                     |
| Houlton Regional Hosp           | 10,448         | 77                     |                          | 4              |                  |                     | 42                                     |
| Jackson Brook Institute         | 59             | 56                     |                          | 48             |                  |                     | 416                                    |
| James A. Taylor Hospital        |                |                        |                          |                |                  |                     | 52                                     |
| Kennebec Valley Medical Center  |                | 17                     |                          |                |                  |                     | 118                                    |
| Maine Coast Memorial Hosp       |                | 6                      |                          |                |                  |                     | 17                                     |
| Maine Medical Center            | 677            | 1,471                  | 711                      | 406            | 341              | 447                 | 169                                    |
| Mayo Regional Hosp              | 71             |                        |                          |                |                  |                     | 38                                     |
| Mercy Hospital                  | 73             | 5                      |                          | 74             | 19               |                     | 123                                    |
| Mid-Maine Medical Center        |                | 14                     | 32                       | 2              |                  |                     | 177                                    |
| Miles Memorial Hospital         |                |                        |                          |                |                  |                     | 11                                     |
| Millinocket Regional Hospital   | 592            |                        |                          | 4              |                  |                     | 35                                     |
| Mount Desert Island Hosp        |                |                        |                          |                |                  |                     | 37                                     |
| New England Rehab Hosp          |                |                        |                          |                |                  |                     | 23                                     |
| Northern Cumberland Mem Hosp    |                |                        |                          |                |                  |                     | 31                                     |
| Northern Maine Medical Center   |                | 15                     |                          | 40             | 2,470            | 5,672               |  |
| Osteopathic Hospital of Maine   | 10             |                        |                          |                |                  |                     | 77                                     |
| Parkview Memorial Hospital      |                |                        |                          |                |                  |                     | 41                                     |
| Penobscot Bay Medical Center    |                |                        |                          |                |                  |                     | 84                                     |
| Penobscot Valley Hospital       | 92             | 2                      |                          |                |                  |                     | 73                                     |
| Redington-Fairview General Hosp |                |                        |                          |                |                  |                     | 22                                     |
| Regional Memorial Hospital      |                |                        |                          |                |                  |                     | 47                                     |
| Rumford Community Hospital      |                |                        |                          |                |                  |                     | 19                                     |
| Sebasticook Valley Hospital     |                |                        |                          |                |                  |                     | 20                                     |
| Southern Maine Medical Center   | 11             |                        |                          |                | 3                |                     | 66                                     |
| St Andrew's Hospital            |                |                        |                          |                |                  |                     | 15                                     |
| St Joseph Hospital              | 394            | 26                     | 16                       | 69             | 28               | 73                  | 88                                     |
| St Mary's General Hospital      |                |                        |                          |                |                  |                     | 183                                    |
| Stephens Memorial Hospital      |                |                        |                          |                |                  |                     | 30                                     |
| The Aroostook Medical Center    | 928            | 12,797                 | 4,063                    | 1,039          | 1,234            | 1,032               | 78                                     |
| Van Buren Community Hospital    |                |                        | 9                        |                | 951              |                     | 3                                      |
| Waldo County General Hosp       |                |                        |                          |                |                  |                     | 46                                     |
| Waterville Osteopathic Hosp     |                |                        |                          |                |                  |                     | 30                                     |
| Westbrook Community Hosp        |                |                        |                          |                |                  |                     | 27                                     |
| York Hospital                   |                | 1                      |                          |                |                  |                     | 23                                     |

NOTES: Mid-Maine Medical Center includes Charles A. Dean Hospital, and The Aroostook Medical Center includes Community General Hospital and A. R. Gould Memorial Hospital. MCA=Maine Community Area. Expected inpatient days by area are from Tables 2 and 3 of this report, and are distributed by hospital using the percents from Table 5.

Table Prepared by Office of Data, Research, and Vital Statistics; Maine Department of Human Services. December, 1987.

filename: PT\_DAYS3(G101) on disk 03-059

Table 8

Resident, Non-Resident, and Total Inpatient Days by Hospital; Actual 1986, Expected 1990 and 1995

| Facility Name                   | Actual 1986 Inpatient Days |          |           | Expected 1990 Inpatient Days |          |           | Expected 1995 Inpatient Days |          |           |
|---------------------------------|----------------------------|----------|-----------|------------------------------|----------|-----------|------------------------------|----------|-----------|
|                                 | Resident                   | Non-Res. | Total     | Resident                     | Non-Res. | Total     | Resident                     | Non-Res. | Total     |
| All Facilities                  | 1,002,403                  | 25,631   | 1,028,034 | 1,021,501                    | 26,158   | 1,047,659 | 1,042,481                    | 26,903   | 1,069,384 |
| Bath Memorial                   | 8,155                      | 129      | 8,284     | 8,051                        | 127      | 8,178     | 8,107                        | 128      | 8,235     |
| Blue Hill Memorial              | 5,931                      | 107      | 5,938     | 6,245                        | 115      | 6,359     | 6,607                        | 121      | 6,728     |
| Calais Regional                 | 7,231                      | 98       | 7,329     | 7,267                        | 98       | 7,365     | 7,134                        | 97       | 7,231     |
| Cary Medical Center             | 16,820                     | 165      | 16,985    | 16,044                       | 157      | 16,202    | 15,159                       | 149      | 15,308    |
| Castine Community Hosp          | 911                        | 0        | 911       | 962                          | 0        | 962       | 1,016                        | 0        | 1,016     |
| Central Maine Med Ctr           | 54,103                     | 446      | 54,549    | 54,812                       | 452      | 55,264    | 55,210                       | 455      | 55,665    |
| Down East Community Hospital    | 9,941                      | 292      | 10,233    | 10,033                       | 295      | 10,328    | 10,045                       | 295      | 10,340    |
| Eastern Maine Med Ctr           | 109,246                    | 1,589    | 110,835   | 110,555                      | 1,608    | 112,163   | 111,366                      | 1,620    | 112,986   |
| Franklin Memorial Hosp          | 16,287                     | 323      | 16,610    | 16,520                       | 328      | 16,848    | 16,777                       | 333      | 17,110    |
| Henrietta D Goodall Hosp        | 16,456                     | 343      | 16,799    | 16,632                       | 347      | 16,978    | 17,716                       | 369      | 18,085    |
| Houlton Regional Hosp           | 11,487                     | 63       | 11,550    | 11,283                       | 62       | 11,345    | 11,071                       | 61       | 11,132    |
| Jackson Brook Institute         | 20,180                     | 1,262    | 21,442    | 19,801                       | 1,238    | 21,040    | 20,467                       | 1,280    | 21,746    |
| James A. Taylor Hospital        | 4,190                      | 1        | 4,191     | 4,167                        | 1        | 4,168     | 4,220                        | 1        | 4,221     |
| Kennebec Valley Medical Center  | 41,459                     | 355      | 41,814    | 42,454                       | 364      | 42,818    | 43,109                       | 369      | 43,478    |
| Maine Coast Memorial Hosp       | 11,320                     | 229      | 11,549    | 11,897                       | 241      | 12,138    | 12,424                       | 251      | 12,676    |
| Maine Medical Center            | 169,991                    | 9,582    | 179,573   | 174,275                      | 9,823    | 184,098   | 179,621                      | 10,125   | 189,745   |
| Mayo Regional Hosp              | 12,236                     | 193      | 12,429    | 12,691                       | 200      | 12,892    | 13,043                       | 206      | 13,249    |
| Mercy Hospital                  | 56,560                     | 1,180    | 57,740    | 57,778                       | 1,205    | 58,984    | 59,517                       | 1,242    | 60,759    |
| Mid-Maine Medical Center        | 64,242                     | 501      | 64,743    | 65,657                       | 512      | 66,169    | 66,416                       | 518      | 66,934    |
| Miles Memorial Hospital         | 6,364                      | 172      | 6,536     | 6,919                        | 187      | 7,106     | 7,422                        | 201      | 7,623     |
| Millinocket Regional Hospital   | 8,243                      | 82       | 8,325     | 8,044                        | 80       | 8,124     | 7,826                        | 78       | 7,904     |
| Mount Desert Island Hosp        | 9,260                      | 368      | 9,628     | 9,713                        | 386      | 10,099    | 10,071                       | 400      | 10,471    |
| New England Rehab Hosp          | 29                         | 0        | 29        | 30                           | 0        | 30        | 31                           | 0        | 31        |
| Northern Cumberland Mem Hosp    | 9,164                      | 965      | 10,129    | 9,667                        | 1,018    | 10,684    | 10,404                       | 1,096    | 11,500    |
| Northern Maine Medical Center   | 9,732                      | 1,004    | 10,736    | 9,087                        | 937      | 10,025    | 8,229                        | 849      | 9,078     |
| Osteopathic Hospital of Maine   | 38,520                     | 546      | 39,066    | 39,665                       | 562      | 40,227    | 41,297                       | 585      | 41,882    |
| Parkview Memorial Hospital      | 11,749                     | 61       | 11,810    | 12,138                       | 63       | 12,201    | 12,695                       | 66       | 12,761    |
| Penobscot Bay Medical Center    | 28,272                     | 500      | 28,772    | 29,542                       | 522      | 30,065    | 30,864                       | 546      | 31,410    |
| Penobscot Valley Hospital       | 5,782                      | 41       | 5,823     | 5,628                        | 40       | 5,668     | 5,590                        | 40       | 5,630     |
| Redington-Fairview General Hosp | 14,807                     | 169      | 14,976    | 15,295                       | 175      | 15,470    | 15,801                       | 180      | 15,981    |
| Regional Memorial Hospital      | 16,230                     | 355      | 16,585    | 16,820                       | 368      | 17,188    | 17,597                       | 385      | 17,981    |
| Rumford Community Hospital      | 12,228                     | 118      | 12,346    | 12,469                       | 120      | 12,589    | 12,344                       | 119      | 12,463    |
| Sebastiack Valley Hospital      | 3,602                      | 56       | 3,658     | 3,735                        | 58       | 3,793     | 3,892                        | 61       | 3,953     |
| Southern Maine Medical Center   | 36,660                     | 1,051    | 37,711    | 38,779                       | 1,112    | 39,891    | 40,722                       | 1,167    | 41,890    |
| St Andrew's Hospital            | 2,681                      | 129      | 2,810     | 2,955                        | 142      | 3,098     | 3,207                        | 154      | 3,361     |
| St Joseph Hospital              | 21,407                     | 138      | 21,545    | 21,630                       | 139      | 21,769    | 21,827                       | 141      | 21,968    |
| St Mary's General Hospital      | 51,321                     | 306      | 51,627    | 51,908                       | 310      | 52,218    | 52,090                       | 311      | 52,401    |
| Stephens Memorial Hospital      | 13,760                     | 207      | 13,967    | 14,158                       | 213      | 14,371    | 14,688                       | 221      | 14,909    |
| The Aroostook Medical Center    | 22,494                     | 156      | 22,650    | 22,012                       | 153      | 22,165    | 21,309                       | 148      | 21,457    |
| Van Buren Community Hospital    | 1,243                      | 0        | 1,243     | 1,123                        | 0        | 1,123     | 966                          | 0        | 966       |
| Waldo County General Hosp       | 8,890                      | 187      | 9,077     | 8,962                        | 189      | 9,151     | 9,200                        | 194      | 9,393     |
| Waterville Osteopathic Hosp     | 16,379                     | 98       | 16,477    | 16,826                       | 101      | 16,927    | 17,111                       | 102      | 17,213    |
| Westbrook Community Hosp        | 3,195                      | 15       | 3,210     | 3,222                        | 15       | 3,237     | 3,341                        | 16       | 3,357     |
| York Hospital                   | 13,745                     | 2,049    | 15,794    | 14,051                       | 2,095    | 16,145    | 14,932                       | 2,226    | 17,158    |

NOTES: Mid-Maine Medical Center includes Charles A. Dean Hospital, and The Aroostook Medical Center includes Community General Hospital and A. R. Gould Memorial Hospital. Inpatient Days for 1986 are from Table 4 in this report; for 1990 and 1995 are from Tables 6 and 7. Total Inpatient Days for 1990 and 1995 are calculated by multiplying the resident inpatient days by the ratio of total to resident inpatient days during 1986, the most recent year for which such data are available.

Table Prepared by Office of Data, Research, and Vital Statistics; Maine Department of Human Services. January, 1988.

filename: PT DAYS4(G1) on disk 03-057



Table 9

## EXPECTED NUMBER OF LIVE BIRTHS BY mother's residence, 1990 AND 1995

| COMMUNITY AREA       | 1990<br>PROJECTED<br>POPULATION | 1990 EXPECTED<br>RESIDENT<br>LIVE BIRTHS | 1995<br>PROJECTED<br>POPULATION | 1995 EXPECTED<br>RESIDENT<br>LIVE BIRTHS |
|----------------------|---------------------------------|--|---------------------------------|--|
| STATE TOTAL          | 1,204,797                       | 18,554                                   | 1,231,209                       | 17,237                                   |
| 1. BERWICK           | 28,507                          | 439                                      | 29,351                          | 411                                      |
| 2. YORK              | 20,471                          | 315                                      | 22,217                          | 311                                      |
| 3. SANFORD           | 31,324                          | 482                                      | 33,302                          | 466                                      |
| 4. KENNEBUNK         | 14,165                          | 218                                      | 15,163                          | 212                                      |
| 5. BUXTON            | 17,144                          | 264                                      | 18,828                          | 264                                      |
| 6. BIDDFORD          | 26,508                          | 408                                      | 27,842                          | 390                                      |
| 7. SACO              | 20,681                          | 318                                      | 21,236                          | 297                                      |
| 8. SCARBORO          | 10,934                          | 168                                      | 10,522                          | 147                                      |
| 9. SOUTH PORTLAND    | 32,211                          | 496                                      | 32,831                          | 460                                      |
| 10. GORHAM           | 11,866                          | 183                                      | 12,584                          | 178                                      |
| 11. WESTBROOK        | 15,077                          | 232                                      | 14,889                          | 208                                      |
| 12. PORTLAND         | 65,004                          | 1,001                                    | 65,873                          | 922                                      |
| 13. BALDWIN          | 17,386                          | 268                                      | 18,900                          | 265                                      |
| 14. GRAY             | 19,549                          | 301                                      | 21,148                          | 296                                      |
| 15. FALMOUTH         | 11,870                          | 183                                      | 11,559                          | 162                                      |
| 16. BRUNSWICK        | 24,442                          | 376                                      | 25,815                          | 361                                      |
| 17. FREEPORT         | 18,301                          | 282                                      | 19,479                          | 273                                      |
| 18. BATH             | 19,573                          | 301                                      | 19,432                          | 272                                      |
| 19. DAMARISCOTTA     | 16,733                          | 258                                      | 18,192                          | 255                                      |
| 20. BRIDGTON         | 21,722                          | 335                                      | 23,394                          | 328                                      |
| 21. NEW GLOUCESTER   | 12,611                          | 194                                      | 12,794                          | 179                                      |
| 22. AUBURN           | 23,054                          | 355                                      | 22,862                          | 320                                      |
| 23. LEWISTON         | 39,911                          | 615                                      | 39,450                          | 552                                      |
| 24. LISBON           | 17,490                          | 269                                      | 18,615                          | 261                                      |
| 25. TOPSHAM          | 12,045                          | 185                                      | 12,466                          | 175                                      |
| 26. GARDINER         | 25,467                          | 392                                      | 26,384                          | 369                                      |
| 27. WHITFIELD        | 14,957                          | 230                                      | 15,647                          | 219                                      |
| 28. WALDOBORO        | 23,183                          | 357                                      | 24,588                          | 344                                      |
| 29. ROCKLAND         | 20,450                          | 315                                      | 21,105                          | 295                                      |
| 30. NORWAY           | 16,645                          | 256                                      | 17,421                          | 244                                      |
| 31. LEEDS            | 10,589                          | 163                                      | 10,992                          | 154                                      |
| 32. MONMOUTH         | 14,842                          | 229                                      | 15,330                          | 215                                      |
| 33. AUGUSTA          | 26,228                          | 404                                      | 26,076                          | 365                                      |
| 34. BETHEL           | 11,763                          | 181                                      | 11,769                          | 165                                      |
| 35. JAY              | 10,353                          | 159                                      | 10,247                          | 143                                      |
| 36. BELGRADE         | 11,735                          | 181                                      | 12,090                          | 169                                      |
| 37. WATERVILLE       | 24,423                          | 376                                      | 23,562                          | 330                                      |
| 38. BROOKS           | 11,625                          | 179                                      | 12,089                          | 169                                      |
| 39. BELFAST          | 11,442                          | 176                                      | 11,696                          | 164                                      |
| 40. BUCKSPORT        | 12,328                          | 190                                      | 12,455                          | 174                                      |
| 41. RUMFORD          | 13,075                          | 201                                      | 12,888                          | 180                                      |
| 42. FARMINGTON       | 14,861                          | 229                                      | 15,052                          | 211                                      |
| 43. SKOWHEGAN        | 14,130                          | 218                                      | 14,492                          | 203                                      |
| 44. FAIRFIELD        | 13,735                          | 212                                      | 14,293                          | 200                                      |
| 45. PITTSFIELD       | 10,371                          | 160                                      | 10,793                          | 151                                      |
| 46. RANGELEY         | 17,394                          | 276                                      | 18,708                          | 262                                      |
| 47. GREENVILLE       | 14,624                          | 225                                      | 15,070                          | 211                                      |
| 48. DOVER-FOXCROFT   | 17,574                          | 271                                      | 18,060                          | 253                                      |
| 49. CORINTH          | 14,768                          | 227                                      | 15,501                          | 217                                      |
| 50. BANGOR           | 51,579                          | 794                                      | 52,439                          | 734                                      |
| 51. OLD TOWN         | 15,116                          | 233                                      | 15,239                          | 213                                      |
| 52. ORONO            | 7,624                           | 117                                      | 5,880                           | 82                                       |
| 53. BREWER           | 18,595                          | 286                                      | 18,558                          | 260                                      |
| 54. ELLSWORTH        | 12,025                          | 185                                      | 12,849                          | 180                                      |
| 55. DEER ISLE        | 11,496                          | 177                                      | 12,227                          | 171                                      |
| 56. BAR HARBOR       | 16,040                          | 247                                      | 16,541                          | 232                                      |
| 57. MACHIAS          | 17,418                          | 268                                      | 17,470                          | 245                                      |
| 58. CALAIS           | 15,190                          | 234                                      | 14,907                          | 209                                      |
| 59. LINCOLN          | 13,140                          | 202                                      | 13,048                          | 183                                      |
| 60. MILLINOCKET      | 12,901                          | 199                                      | 12,482                          | 175                                      |
| 61. HOULTON          | 17,584                          | 271                                      | 17,260                          | 242                                      |
| 62. PRESQUE ISLE     | 24,230                          | 373                                      | 23,632                          | 331                                      |
| 63. FORT FAIRFIELD   | 14,766                          | 227                                      | 14,719                          | 206                                      |
| 64. CARIBOU          | 11,550                          | 178                                      | 10,880                          | 152                                      |
| 65. MADAWASKA        | 7,815                           | 120                                      | 6,708                           | 94                                       |
| 66. FORT KENT        | 9,819                           | 151                                      | 9,099                           | 127                                      |
| 99. UNASSIGNED AREAS | 2,268                           | 35                                       | 2,219                           | 31                                       |

NOTES: EXPECTED BIRTHS ARE CALCULATED BY APPLYING PROJECTED POPULATION TO THE MIDDLE SERIES OF BIRTHRATE PROJECTIONS (15.4 BIRTHS PER 1,000 POPULATION IN 1990 AND 14.0 IN 1995) OBTAINED FROM THE U.S. DEPARTMENT OF COMMERCE, BUREAU OF THE CENSUS, PROJECTIONS OF THE POPULATION OF THE U.S. BY AGE, SEX, AND RACE: 1983 TO 2080 (SERIES P-25, NO.952) MAY, 1984. POPULATION PROJECTIONS FROM OORVS.

Table 10

## Actual Live Births by Birth Site and Mother's Residence, 1986

| Birth Site                      | Total Live Births | Non-Maine Residents | MCA #1 Berwick | MCA #2 York | MCA #3 Sanford | MCA #4 Kennebunk | MCA #5 Buxton | MCA #6 Biddeford | MCA #7 Saco | MCA #8 Scarborough | MCA #9 South Portland |
|---------------------------------|-------------------|---------------------|----------------|-------------|----------------|------------------|---------------|------------------|-------------|--------------------|-----------------------|
| All Live Births                 | 16,821            | 104                 | 485            | 209         | 474            | 155              | 231           | 376              | 331         | 172                | 393                   |
| All Acute Care Facilities       | 15,466            | 101                 | 39             | 73          | 395            | 145              | 230           | 367              | 321         | 171                | 392                   |
| Bath Memorial                   | 283               | 3                   |                |             |                |                  |               |                  |             |                    |                       |
| Blue Hill Memorial              | 297               |                     |                |             |                |                  |               |                  |             |                    |                       |
| Calais Regional                 | 120               | 1                   |                |             |                |                  |               |                  |             |                    |                       |
| Cary Medical Center             | 303               |                     |                |             |                |                  |               |                  |             |                    |                       |
| Castine Community Hosp          | 0                 |                     |                |             |                |                  |               |                  |             |                    |                       |
| Central Maine Med Ctr           | 1,060             | 4                   |                |             |                |                  |               |                  |             |                    |                       |
| Down East Community Hospital    | 167               | 3                   |                |             |                |                  |               |                  |             |                    |                       |
| Eastern Maine Med Ctr           | 1,690             | 3                   |                |             |                |                  |               |                  |             |                    | 2                     |
| Franklin Memorial Hosp          | 499               |                     |                |             |                |                  |               |                  |             |                    |                       |
| Henrietta D Goodall Hosp        | 411               | 5                   | 23             | 23          | 304            | 11               | 28            | 13               | 3           |                    | 1                     |
| Houlton Regional Hosp           | 226               | 1                   |                |             |                |                  |               |                  |             |                    |                       |
| Jackson Brook Institute         | 0                 |                     |                |             |                |                  |               |                  |             |                    |                       |
| James A. Taylor Hospital        | 29                |                     |                |             |                |                  |               |                  |             |                    |                       |
| Kennebec Valley Medical Center  | 649               |                     |                |             |                |                  |               |                  |             |                    |                       |
| Maine Coast Memorial Hosp       | 192               |                     |                |             |                |                  |               |                  |             |                    |                       |
| Maine Medical Center            | 2,832             | 56                  | 9              | 21          | 53             | 40               | 135           | 99               | 146         | 122                | 300                   |
| Mayo Regional Hosp              | 261               |                     |                |             |                |                  |               |                  |             |                    |                       |
| Mercy Hospital                  | 617               | 1                   | 2              | 2           | 4              | 3                | 31            | 13               | 22          | 27                 | 76                    |
| Mid-Maine Medical Center        | 1,034             | 3                   |                |             |                |                  |               |                  |             |                    |                       |
| Miles Memorial Hospital         | 150               |                     |                |             |                |                  |               |                  |             |                    |                       |
| Millinocket Regional Hospital   | 165               |                     |                |             |                |                  |               |                  | 1           |                    |                       |
| Mount Desert Island Hosp        | 116               | 1                   |                |             |                |                  |               |                  |             |                    |                       |
| Northern Cumberland Mem Hosp    | 115               | 5                   |                |             |                |                  |               |                  |             | 1                  |                       |
| Northern Maine Medical Center   | 111               |                     |                |             |                |                  |               |                  |             |                    |                       |
| Osteopathic Hospital of Maine   | 395               | 1                   |                | 5           | 6              | 14               | 23            | 32               | 35          | 19                 | 13                    |
| Parkview Memorial Hospital      | 818               | 1                   |                |             |                |                  |               |                  |             |                    | 1                     |
| Penobscot Bay Medical Center    | 519               | 1                   |                |             |                |                  |               |                  |             |                    |                       |
| Penobscot Valley Hospital       | 120               |                     |                |             |                |                  |               |                  |             |                    |                       |
| Redington-Fairview General Hosp | 172               |                     |                |             |                |                  |               |                  |             |                    |                       |
| Regional Memorial Hospital      | 1                 |                     |                |             |                |                  |               |                  |             |                    |                       |
| Rumford Community Hospital      | 93                | 1                   |                |             |                |                  |               |                  |             |                    |                       |
| Sebastiack Valley Hospital      | 2                 |                     |                |             |                |                  |               |                  |             |                    |                       |
| Southern Maine Medical Center   | 495               | 8                   | 5              | 21          | 28             | 77               | 13            | 210              | 114         | 1                  |                       |
| St Andrew's Hospital            | 28                |                     |                |             |                |                  |               |                  |             |                    |                       |
| St Joseph Hospital              | 0                 |                     |                |             |                |                  |               |                  |             |                    |                       |
| St Mary's General Hospital      | 470               |                     |                |             |                |                  |               |                  |             |                    |                       |
| Stephens Memorial Hospital      | 307               |                     |                |             |                |                  |               |                  |             |                    |                       |
| The Aroostook Medical Center    | 364               |                     |                |             |                |                  |               |                  |             |                    |                       |
| Van Buren Community Hospital    | 0                 |                     |                |             |                |                  |               |                  |             |                    |                       |
| Waldo County General Hosp       | 221               | 2                   |                |             |                |                  |               |                  |             |                    |                       |
| Waterville Osteopathic Hosp     | 132               | 1                   |                |             |                |                  |               |                  |             |                    |                       |
| Westbrook Community Hosp        | 1                 |                     |                |             |                |                  |               |                  |             |                    |                       |
| York Hospital                   | 1                 |                     |                | 1           |                |                  |               |                  |             |                    |                       |
| Other Birth Sites               |                   |                     |                |             |                |                  |               |                  |             |                    |                       |
| Out of State Hospital           | 753               |                     | 440            | 135         | 78             | 6                |               | 8                | 7           |                    |                       |
| U.S. Air Force Hospital         | 325               |                     |                |             |                |                  |               |                  |             |                    |                       |
| At Home                         | 141               |                     | 6              | 1           | 1              | 4                |               | 1                | 2           |                    | 1                     |
| Out-Patient Facility            | 72                | 1                   |                |             |                |                  | 1             |                  |             | 1                  |                       |
| Unknown                         | 42                |                     |                |             |                |                  |               |                  |             |                    |                       |
| Other Specified Place           | 22                | 2                   |                |             |                |                  |               |                  | 1           |                    |                       |

NOTE: Mid-Maine Medical Center includes Charles A. Dean Hospital, and The Aroostook Medical Center includes Community General Hospital and A. R. Gould Memorial Hospital. MCA=Maine Community Area.

Source of Data: 1986 Birth Certificate File, ODRVS.

Table Prepared by Office of Data, Research, and Vital Statistics; Maine Department of Human Services, December, 1987.

filename: BIRTHS1(G1) on hard disk

Table 10 (Con't.)

Actual Live Births by Birth Site and Mother's Residence, 1986

| Birth Site                      | MCA #10<br>Gorham | MCA #11<br>Westbrook | MCA #12<br>Portland | MCA #13<br>Baldwin | MCA #14<br>Gray | MCA #15<br>Falmouth | MCA #16<br>Brunswick | MCA #17<br>Freeport | MCA #18<br>Bath | MCA #19<br>Damariscotta |
|---------------------------------|-------------------|----------------------|---------------------|--------------------|-----------------|---------------------|----------------------|---------------------|-----------------|-------------------------|
| All Live Births                 | 167               | 227                  | 1,033               | 219                | 309             | 140                 | 344                  | 232                 | 343             | 206                     |
| All Acute Care Facilities       | 166               | 225                  | 1,021               | 212                | 304             | 140                 | 339                  | 231                 | 336             | 198                     |
| Bath Memorial                   |                   |                      | 1                   |                    |                 |                     | 22                   | 1                   | 174             | 49                      |
| Blue Hill Memorial              |                   |                      |                     |                    |                 |                     |                      |                     |                 | 1                       |
| Calais Regional                 |                   |                      |                     |                    |                 |                     |                      |                     |                 |                         |
| Cary Medical Center             |                   |                      |                     |                    |                 |                     |                      |                     |                 |                         |
| Castine Community Hosp          |                   |                      |                     |                    |                 |                     |                      |                     |                 |                         |
| Central Maine Med Ctr           |                   |                      | 1                   |                    | 14              | 1                   | 1                    | 4                   |                 |                         |
| Down East Community Hospital    |                   |                      |                     |                    |                 |                     |                      |                     | 1               |                         |
| Eastern Maine Med Ctr           | 2                 |                      | 1                   |                    |                 |                     | 3                    |                     |                 |                         |
| Franklin Memorial Hosp          |                   |                      |                     |                    |                 |                     |                      |                     |                 |                         |
| Henrietta D Goodall Hosp        |                   |                      |                     |                    |                 |                     |                      |                     |                 |                         |
| Houlton Regional Hosp           |                   |                      |                     |                    |                 |                     |                      |                     |                 |                         |
| Jackson Brook Institute         |                   |                      |                     |                    |                 |                     |                      |                     |                 |                         |
| James A. Taylor Hospital        |                   |                      |                     |                    | 1               |                     |                      |                     |                 |                         |
| Kennebec Valley Medical Center  |                   |                      |                     |                    |                 |                     | 1                    |                     | 1               | 1                       |
| Maine Coast Memorial Hosp       |                   |                      |                     |                    |                 |                     |                      |                     |                 |                         |
| Maine Medical Center            | 108               | 143                  | 728                 | 152                | 197             | 108                 | 13                   | 124                 | 5               | 8                       |
| Mayo Regional Hosp              |                   |                      |                     |                    |                 |                     |                      |                     |                 |                         |
| Mercy Hospital                  | 40                | 46                   | 196                 | 25                 | 51              | 22                  | 2                    | 26                  |                 |                         |
| Mid-Maine Medical Center        |                   |                      |                     |                    |                 |                     |                      |                     |                 | 1                       |
| Miles Memorial Hospital         |                   |                      |                     |                    |                 |                     | 3                    |                     | 21              | 76                      |
| Millinocket Regional Hospital   |                   |                      |                     |                    |                 |                     |                      |                     |                 |                         |
| Mount Desert Island Hosp        |                   |                      |                     |                    |                 |                     |                      |                     |                 |                         |
| Northern Cumberland Mem Hosp    |                   |                      |                     | 7                  | 1               |                     |                      |                     |                 |                         |
| Northern Maine Medical Center   |                   |                      |                     |                    |                 |                     |                      |                     |                 |                         |
| Osteopathic Hospital of Maine   | 15                | 34                   | 89                  | 25                 | 36              | 7                   |                      | 16                  |                 |                         |
| Parkview Memorial Hospital      | 1                 |                      | 1                   |                    | 1               | 2                   | 291                  | 59                  | 129             | 21                      |
| Penobscot Bay Medical Center    |                   |                      |                     |                    |                 |                     |                      |                     |                 | 12                      |
| Penobscot Valley Hospital       |                   |                      |                     |                    |                 |                     |                      |                     |                 |                         |
| Redington-Fairview General Hosp |                   |                      |                     |                    |                 |                     |                      |                     |                 |                         |
| Regional Memorial Hospital      |                   |                      |                     |                    |                 |                     | 1                    |                     |                 |                         |
| Rumford Community Hospital      |                   |                      | 1                   |                    |                 |                     |                      |                     | 1               |                         |
| Sebasticook Valley Hospital     |                   |                      |                     |                    |                 |                     |                      |                     |                 |                         |
| Southern Maine Medical Center   |                   | 1                    | 2                   | 2                  | 1               |                     | 1                    | 1                   |                 |                         |
| St Andrew's Hospital            |                   |                      |                     |                    |                 |                     |                      |                     | 2               | 26                      |
| St Joseph Hospital              |                   |                      |                     |                    |                 |                     |                      |                     |                 |                         |
| St Mary's General Hospital      |                   | 1                    |                     |                    | 2               |                     |                      |                     | 2               |                         |
| Stephens Memorial Hospital      |                   |                      |                     | 1                  |                 |                     |                      |                     |                 |                         |
| The Aroostook Medical Center    |                   |                      |                     |                    |                 |                     |                      |                     |                 |                         |
| Van Buren Community Hospital    |                   |                      |                     |                    |                 |                     |                      |                     |                 |                         |
| Waldo County General Hosp       |                   |                      |                     |                    |                 |                     |                      |                     |                 |                         |
| Waterville Osteopathic Hosp     |                   |                      |                     |                    |                 |                     | 1                    |                     |                 | 3                       |
| Westbrook Community Hosp        |                   |                      | 1                   |                    |                 |                     |                      |                     |                 |                         |
| York Hospital                   |                   |                      |                     |                    |                 |                     |                      |                     |                 |                         |
| Other Birth Sites               |                   |                      |                     |                    |                 |                     |                      |                     |                 |                         |
| Out of State Hospital           |                   | 1                    | 2                   | 3                  |                 |                     | 1                    |                     | 3               |                         |
| U.S. Air Force Hospital         |                   |                      |                     |                    |                 |                     |                      |                     |                 |                         |
| At Home                         | 1                 |                      | 9                   | 4                  | 2               |                     | 2                    |                     | 1               | 2                       |
| Out-Patient Facility            |                   |                      | 1                   |                    | 2               |                     | 1                    |                     | 3               | 6                       |
| Unknown                         |                   |                      |                     |                    |                 |                     |                      |                     |                 |                         |
| Other Specified Place           |                   | 1                    |                     |                    | 1               |                     | 1                    | 1                   |                 |                         |

NOTE: Mid-Maine Medical Center  
General Hospital and A. R

Source of Data: 1986 Birth Certificate File, ODRVS.

Table Prepared by Office of Data, Research, and Vital Statistics; Maine Department of Human Services, December, 1987.

filename: BIRTHS1(G1) on hard disk

Table 10 (Con't.)

## Actual Live Births by Birth Site and Mother's Residence, 1986

| Birth Site                      | MCA #20  | MCA #21        | MCA #22 | MCA #23  | MCA #24 | MCA #25 | MCA #26  | MCA #27   | MCA #28   | MCA #29  |
|---------------------------------|----------|----------------|---------|----------|---------|---------|----------|-----------|-----------|----------|
|                                 | Bridgton | New Gloucester | Auburn  | Lewiston | Lisbon  | Topsham | Gardiner | Whitfield | Waldoboro | Rockland |
| All Live Births                 | 291      | 173            | 319     | 592      | 228     | 209     | 305      | 209       | 328       | 272      |
| All Acute Care Facilities       | 255      | 169            | 314     | 587      | 228     | 207     | 299      | 204       | 317       | 252      |
| Bath Memorial                   |          |                |         | 1        | 2       | 7       | 9        | 4         | 3         | 1        |
| Blue Hill Memorial              |          |                |         |          |         |         |          |           |           |          |
| Calais Regional                 |          |                |         |          |         |         |          |           |           |          |
| Cary Medical Center             |          |                |         |          |         |         |          |           |           |          |
| Casline Community Hosp          |          |                |         |          |         |         |          |           |           |          |
| Central Maine Med Ctr           | 4        | 84             | 199     | 360      | 92      | 10      | 24       | 3         |           | 1        |
| Down East Community Hospital    |          |                |         |          |         |         |          |           |           |          |
| Eastern Maine Med Ctr           |          | 1              |         |          |         |         | 2        |           | 1         | 4        |
| Franklin Memorial Hosp          |          |                |         |          |         |         | 1        |           |           |          |
| Henrietta D Goodall Hosp        |          |                |         |          |         |         |          |           |           |          |
| Houlton Regional Hosp           |          |                |         |          |         |         |          |           |           |          |
| Jackson Brook Institute         |          |                |         |          |         |         |          |           |           |          |
| James A. Taylor Hospital        |          |                |         |          |         |         |          | 1         |           |          |
| Kennebec Valley Medical Center  |          |                |         | 1        | 2       | 1       | 179      | 89        | 5         |          |
| Maine Coast Memorial Hosp       |          |                |         |          |         |         |          |           |           |          |
| Maine Medical Center            | 102      | 18             | 8       | 8        | 11      | 13      | 7        | 4         | 12        | 4        |
| Mayo Regional Hosp              |          |                |         |          |         |         |          |           |           |          |
| Mercy Hospital                  | 18       | 4              |         | 1        | 1       |         |          |           |           |          |
| Mid-Maine Medical Center        | 1        |                |         |          |         |         | 19       | 80        | 1         |          |
| Miles Memorial Hospital         |          |                |         |          |         |         | 4        | 8         | 33        | 3        |
| Millinocket Regional Hospital   |          |                |         |          |         |         |          |           |           |          |
| Mount Desert Island Hosp        |          |                |         |          |         |         |          |           |           |          |
| Northern Cumberland Mem Hosp    | 92       | 3              |         |          |         |         |          |           |           |          |
| Northern Maine Medical Center   |          |                |         |          |         |         |          |           |           |          |
| Osteopathic Hospital of Maine   | 17       | 2              | 1       | 1        | 2       | 1       |          |           |           |          |
| Parkview Memorial Hospital      |          |                | 1       | 6        | 75      | 172     | 43       | 6         | 1         | 1        |
| Penobscot Bay Medical Center    |          |                |         |          |         |         | 1        | 5         | 253       | 226      |
| Penobscot Valley Hospital       |          |                |         |          |         |         | 1        |           |           |          |
| Redington-Fairview General Hosp |          |                |         |          |         |         |          |           |           |          |
| Regional Memorial Hospital      |          |                |         |          |         |         |          |           |           |          |
| Rumford Community Hospital      |          |                |         |          |         |         |          |           |           |          |
| Sebasticook Valley Hospital     |          |                |         |          |         |         |          |           |           |          |
| Southern Maine Medical Center   |          |                | 1       | 3        |         |         |          | 1         |           |          |
| St Andrew's Hospital            |          |                |         |          |         |         |          |           |           |          |
| St Joseph Hospital              |          |                |         |          |         |         |          |           |           |          |
| St Mary's General Hospital      | 2        | 38             | 99      | 203      | 43      | 3       | 8        |           |           |          |
| Stephens Memorial Hospital      | 19       | 19             | 5       | 2        |         |         |          |           |           |          |
| The Aroostook Medical Center    |          |                |         |          |         |         |          |           |           |          |
| Van Buren Community Hospital    |          |                |         |          |         |         |          |           |           |          |
| Waldo County General Hosp       |          |                |         |          |         |         |          | 1         | 5         | 11       |
| Waterville Osteopathic Hosp     |          |                |         | 1        |         |         | 1        | 2         | 3         | 1        |
| Westbrook Community Hosp        |          |                |         |          |         |         |          |           |           |          |
| York Hospital                   |          |                |         |          |         |         |          |           |           |          |
| Other Birth Sites               |          |                |         |          |         |         |          |           |           |          |
| Out of State Hospital           | 35       | 2              | 1       |          |         |         | 3        |           | 1         | 1        |
| U.S. Air Force Hospital         |          |                |         |          |         |         |          |           |           |          |
| At Home                         | 1        | 2              | 2       | 3        |         |         | 2        | 1         | 5         | 8        |
| Out-Patient Facility            |          |                | 1       |          |         |         | 1        | 4         | 5         | 9        |
| Unknown                         |          |                |         |          |         |         |          |           |           |          |
| Other Specified Place           |          |                | 1       | 2        |         |         |          |           |           | 2        |

NOTE: Mid-Maine Medical Center  
General Hospital and A. R.

Source of Data: 1986 Birth Certificate File, ODRVS.

Table Prepared by Office of Data, Research, and Vital Statistics; Maine Department of Human Services. December, 1987.

filename: BIRTHS1(G1) on hard disk

Table 10 (Con't.)

Actual Live Births by Birth Site and Mother's Residence, 1986

| Birth Site                      | MCA #30<br>Norway | MCA #31<br>Leeds | MCA #32<br>Monmouth | MCA #33<br>Augusta | MCA #34<br>Bethel | MCA #35<br>Jay | MCA #36<br>Belgrade | MCA #37<br>Waterville | MCA #38<br>Brooks | MCA #39<br>Belfast |
|---------------------------------|-------------------|------------------|---------------------|--------------------|-------------------|----------------|---------------------|-----------------------|-------------------|--------------------|
| All Live Births                 | 231               | 156              | 180                 | 353                | 157               | 122            | 163                 | 325                   | 167               | 177                |
| All Acute Care Facilities       | 226               | 153              | 178                 | 349                | 150               | 122            | 162                 | 323                   | 147               | 155                |
| Bath Memorial                   |                   |                  | 1                   | 2                  |                   | 1              |                     |                       | 2                 |                    |
| Blue Hill Memorial              |                   |                  |                     | 1                  |                   |                |                     |                       | 1                 | 1                  |
| Calais Regional                 |                   |                  |                     |                    |                   |                |                     |                       |                   |                    |
| Cary Medical Center             |                   |                  |                     |                    |                   |                |                     |                       |                   |                    |
| Castine Community Hosp          |                   |                  |                     |                    |                   |                |                     |                       |                   |                    |
| Central Maine Med Ctr           | 26                | 109              | 58                  | 7                  | 19                | 24             | 1                   |                       |                   |                    |
| Down East Community Hospital    |                   |                  |                     |                    |                   |                |                     |                       |                   |                    |
| Eastern Maine Med Ctr           | 1                 |                  |                     |                    |                   |                | 1                   | 1                     | 10                | 7                  |
| Franklin Memorial Hosp          | 1                 | 3                | 17                  |                    | 36                | 81             | 2                   |                       |                   |                    |
| Henrietta D Goodall Hosp        |                   |                  |                     |                    |                   |                |                     |                       |                   |                    |
| Houlton Regional Hosp           |                   |                  |                     |                    |                   |                |                     |                       |                   |                    |
| Jackson Brook Institute         |                   |                  |                     |                    |                   |                |                     |                       |                   |                    |
| James A. Taylor Hospital        |                   |                  |                     |                    |                   |                |                     |                       |                   |                    |
| Kennebec Valley Medical Center  |                   | 2                | 67                  | 275                |                   | 1              | 17                  | 1                     | 3                 |                    |
| Maine Coast Memorial Hosp       |                   |                  |                     |                    |                   |                |                     |                       |                   | 1                  |
| Maine Medical Center            | 14                | 1                | 5                   | 9                  | 2                 | 5              | 2                   | 5                     | 1                 | 1                  |
| Mayo Regional Hosp              |                   |                  |                     |                    |                   |                |                     |                       |                   |                    |
| Mercy Hospital                  | 2                 |                  |                     |                    |                   |                |                     |                       |                   |                    |
| Mid-Maine Medical Center        |                   | 1                | 14                  | 47                 |                   |                | 130                 | 290                   | 37                | 5                  |
| Miles Memorial Hospital         |                   |                  |                     | 1                  |                   |                |                     |                       | 1                 |                    |
| Millinocket Regional Hospital   |                   |                  | 1                   |                    |                   |                |                     |                       |                   |                    |
| Mount Desert Island Hosp        |                   |                  |                     |                    |                   |                |                     |                       |                   |                    |
| Northern Cumberland Mem Hosp    | 5                 |                  |                     |                    | 1                 |                |                     |                       |                   |                    |
| Northern Maine Medical Center   |                   |                  |                     |                    |                   |                |                     |                       |                   |                    |
| Osteopathic Hospital of Maine   | 1                 |                  |                     |                    |                   |                |                     |                       |                   |                    |
| Parkview Memorial Hospital      |                   |                  |                     | 2                  |                   |                |                     |                       |                   |                    |
| Penobscot Bay Medical Center    |                   |                  |                     |                    |                   |                |                     |                       | 3                 | 18                 |
| Penobscot Valley Hospital       |                   |                  |                     |                    |                   |                |                     |                       |                   |                    |
| Redington-Fairview General Hosp |                   |                  |                     |                    |                   |                | 1                   | 1                     |                   |                    |
| Regional Memorial Hospital      |                   |                  |                     |                    |                   |                |                     |                       |                   |                    |
| Rumford Community Hospital      | 2                 |                  |                     |                    | 16                |                |                     |                       |                   |                    |
| Sebasticook Valley Hospital     |                   |                  |                     |                    |                   |                |                     |                       |                   |                    |
| Southern Maine Medical Center   |                   |                  |                     |                    |                   | 1              |                     |                       |                   |                    |
| St Andrew's Hospital            |                   |                  |                     |                    |                   |                |                     |                       |                   |                    |
| St Joseph Hospital              |                   |                  |                     |                    |                   |                |                     |                       |                   |                    |
| St Mary's General Hospital      | 11                | 25               | 10                  |                    | 6                 | 8              |                     |                       |                   |                    |
| Stephens Memorial Hospital      | 163               | 12               |                     |                    | 70                | 1              |                     |                       |                   |                    |
| The Aroostook Medical Center    |                   |                  |                     |                    |                   |                |                     |                       |                   |                    |
| Van Buren Community Hospital    |                   |                  |                     |                    |                   |                |                     |                       |                   |                    |
| Waldo County General Hosp       |                   |                  |                     |                    |                   |                |                     |                       | 57                | 122                |
| Waterville Osteopathic Hosp     |                   |                  | 5                   | 5                  |                   |                | 8                   | 24                    | 32                |                    |
| Westbrook Community Hosp        |                   |                  |                     |                    |                   |                |                     |                       |                   |                    |
| York Hospital                   |                   |                  |                     |                    |                   |                |                     |                       |                   |                    |
| Other Birth Sites               |                   |                  |                     |                    |                   |                |                     |                       |                   |                    |
| Out of State Hospital           | 1                 |                  |                     | 1                  | 4                 |                |                     |                       | 1                 |                    |
| U.S. Air Force Hospital         |                   |                  |                     |                    |                   |                |                     |                       |                   |                    |
| At Home                         | 4                 | 2                | 1                   | 2                  | 3                 |                | 1                   | 2                     | 7                 | 5                  |
| Out-Patient Facility            |                   | 1                | 1                   |                    |                   |                |                     |                       | 10                | 16                 |
| Unknown                         |                   |                  |                     |                    |                   |                |                     |                       |                   |                    |
| Other Specified Place           |                   |                  |                     | 1                  |                   |                |                     |                       | 2                 | 1                  |

NOTE: Mid-Maine Medical Center  
General Hospital and A. R

Source of Data: 1986 Birth Certificate File, ODRVS.

Table Prepared by Office of Data, Research, and Vital Statistics; Maine Department of Human Services. December, 1987.

filename: BIRTHS1(G1) on hard disk

Table 10 (Con't.)

## Actual Live Births by Birth Site and Mother's Residence, 1986

| Birth Site                      | MCA #40<br>Bucksport | MCA #41<br>Runford | MCA #42<br>Farmington | MCA #43<br>Skowhegan | MCA #44<br>Fairfield | MCA #45<br>Pittsfield | MCA #46<br>Rangely | MCA #47<br>Greenville | MCA #48<br>Dover-<br>Foxcroft |
|---------------------------------|----------------------|--------------------|-----------------------|----------------------|----------------------|-----------------------|--------------------|-----------------------|-------------------------------|
| All Live Births                 | 200                  | 153                | 200                   | 193                  | 154                  | 121                   | 216                | 180                   | 224                           |
| All Acute Care Facilities       | 195                  | 151                | 194                   | 190                  | 154                  | 119                   | 210                | 174                   | 221                           |
| Bath Memorial                   |                      |                    |                       |                      |                      |                       |                    |                       |                               |
| Blue Hill Memorial              | 38                   |                    |                       |                      |                      |                       |                    |                       |                               |
| Calais Regional                 |                      |                    |                       |                      |                      |                       |                    |                       |                               |
| Cary Medical Center             |                      |                    |                       |                      |                      |                       |                    |                       |                               |
| Castine Community Hosp          |                      |                    |                       |                      |                      |                       |                    |                       |                               |
| Central Maine Med Ctr           |                      | 9                  | 1                     | 1                    |                      |                       | 3                  |                       |                               |
| Down East Community Hospital    |                      |                    |                       |                      |                      |                       |                    |                       |                               |
| Eastern Maine Med Ctr           | 129                  |                    | 2                     | 6                    | 1                    | 18                    | 2                  | 19                    | 46                            |
| Franklin Memorial Hosp          |                      | 45                 | 181                   | 9                    |                      |                       | 120                | 2                     |                               |
| Henrietta D Goodall Hosp        |                      |                    |                       |                      |                      |                       |                    |                       |                               |
| Houlton Regional Hosp           |                      |                    |                       |                      |                      |                       |                    |                       |                               |
| Jackson Brook Institute         |                      |                    |                       |                      |                      |                       |                    |                       |                               |
| James A. Taylor Hospital        | 1                    |                    |                       |                      |                      | 2                     |                    |                       |                               |
| Kennebec Valley Medical Center  |                      |                    |                       | 1                    | 1                    |                       |                    |                       |                               |
| Maine Coast Memorial Hosp       | 4                    |                    |                       |                      |                      |                       |                    |                       |                               |
| Maine Medical Center            | 2                    | 1                  | 5                     | 2                    |                      | 1                     | 1                  |                       | 2                             |
| Mayo Regional Hosp              |                      |                    |                       |                      |                      | 1                     |                    | 70                    | 163                           |
| Mercy Hospital                  |                      | 1                  |                       |                      |                      |                       |                    |                       |                               |
| Mid-Maine Medical Center        | 1                    |                    |                       | 75                   | 125                  | 82                    | 39                 | 51                    | 3                             |
| Miles Memorial Hospital         |                      |                    |                       |                      |                      |                       |                    |                       |                               |
| Millinocket Regional Hospital   |                      |                    |                       |                      |                      |                       |                    |                       | 6                             |
| Mount Desert Island Hosp        |                      |                    |                       |                      |                      |                       |                    |                       |                               |
| Northern Cumberland Mem Hosp    |                      |                    |                       |                      |                      |                       |                    |                       |                               |
| Northern Maine Medical Center   |                      |                    |                       |                      |                      |                       |                    |                       |                               |
| Osteopathic Hospital of Maine   |                      |                    |                       |                      |                      |                       |                    |                       |                               |
| Parkview Memorial Hospital      |                      |                    |                       | 2                    |                      |                       |                    | 1                     |                               |
| Penobscot Bay Medical Center    |                      |                    |                       |                      |                      |                       |                    |                       |                               |
| Penobscot Valley Hospital       |                      |                    |                       |                      |                      |                       |                    |                       | 1                             |
| Redington-Fairview General Hosp |                      |                    | 2                     | 86                   | 2                    | 8                     | 41                 | 30                    |                               |
| Regional Memorial Hospital      |                      |                    |                       |                      |                      |                       |                    |                       |                               |
| Runford Community Hospital      |                      | 72                 |                       |                      |                      |                       |                    |                       |                               |
| Sebasticook Valley Hospital     |                      |                    |                       |                      |                      | 1                     |                    |                       |                               |
| Southern Maine Medical Center   |                      |                    | 2                     |                      |                      |                       |                    |                       |                               |
| St Andrew's Hospital            |                      |                    |                       |                      |                      |                       |                    |                       |                               |
| St Joseph Hospital              |                      |                    |                       |                      |                      |                       |                    |                       |                               |
| St Mary's General Hospital      |                      | 9                  |                       |                      |                      |                       |                    |                       |                               |
| Stephens Memorial Hospital      |                      | 14                 | 1                     |                      |                      |                       |                    |                       |                               |
| The Aroostook Medical Center    |                      |                    |                       |                      |                      |                       |                    |                       |                               |
| Van Buren Community Hospital    |                      |                    |                       |                      |                      |                       |                    |                       |                               |
| Waldo County General Hosp       | 20                   |                    |                       |                      | 1                    |                       |                    |                       |                               |
| Waterville Osteopathic Hosp     |                      |                    |                       | 8                    | 24                   | 6                     | 4                  | 1                     |                               |
| Westbrook Community Hosp        |                      |                    |                       |                      |                      |                       |                    |                       |                               |
| York Hospital                   |                      |                    |                       |                      |                      |                       |                    |                       |                               |
| Other Birth Sites               |                      |                    |                       |                      |                      |                       |                    |                       |                               |
| Out of State Hospital           | 1                    | 1                  | 1                     |                      |                      |                       | 1                  |                       | 1                             |
| U.S. Air Force Hospital         |                      |                    |                       |                      |                      |                       |                    |                       |                               |
| At Home                         | 1                    | 1                  | 5                     | 3                    |                      | 1                     | 4                  | 4                     | 2                             |
| Out-Patient Facility            | 2                    |                    |                       |                      |                      | 1                     |                    | 1                     |                               |
| Unknown                         |                      |                    |                       |                      |                      |                       |                    |                       |                               |
| Other Specified Place           | 1                    |                    |                       |                      |                      |                       | 1                  | 1                     |                               |

NOTE: Mid-Maine Medical Center  
General Hospital and A. R

Source of Data: 1986 Birth Certificate File, DDRVS.

Table Prepared by Office of Data, Research, and Vital Statistics; Maine Department of Human Services. December, 1987.

filename: BIRTHS(G1) on hard disk

Table 10 (Con't.)

## Actual Live Births by Birth Site and Mother's Residence, 1986

| Birth Site                      | MCA #49 | MCA #50 | MCA #51     | MCA #52 | MCA #53 | MCA #54   | MCA #55      | MCA #56       | MCA #57 | MCA #58 | MCA #59 |
|---------------------------------|---------|---------|-------------|---------|---------|-----------|--------------|---------------|---------|---------|---------|
|                                 | Corinth | Bangor  | Old<br>Town | Orono   | Brewer  | Ellsworth | Deer<br>Isle | Bar<br>Harbor | Machias | Calais  | Lincoln |
| All Live Births                 | 199     | 685     | 203         | 62      | 233     | 165       | 122          | 246           | 213     | 201     | 196     |
| All Acute Care Facilities       | 196     | 677     | 199         | 62      | 228     | 165       | 118          | 237           | 210     | 171     | 194     |
| Bath Memorial                   |         |         |             |         |         |           |              |               |         |         |         |
| Blue Hill Memorial              |         |         |             |         |         | 68        | 100          | 56            | 31      |         |         |
| Calais Regional                 |         |         |             |         |         |           |              |               | 2       | 117     |         |
| Cary Medical Center             |         | 1       |             |         |         |           |              |               |         |         |         |
| Castine Community Hosp          |         |         |             |         |         |           |              |               |         |         |         |
| Central Maine Med Ctr           |         |         |             |         |         |           |              |               |         |         |         |
| Down East Community Hospital    |         |         |             |         |         |           |              | 2             | 122     | 39      |         |
| Eastern Maine Med Ctr           | 143     | 646     | 192         | 61      | 223     | 19        | 9            | 11            | 13      | 10      | 58      |
| Franklin Memorial Hosp          |         |         |             |         |         |           |              |               |         |         | 1       |
| Henrietta D Goodall Hosp        |         |         |             |         |         |           |              |               |         |         |         |
| Houlton Regional Hosp           |         |         |             |         |         |           |              |               |         | 1       | 1       |
| Jackson Brook Institute         |         |         |             |         |         |           |              |               |         |         |         |
| James A. Taylor Hospital        | 5       | 13      | 3           | 1       | 2       |           |              |               |         |         |         |
| Kennebec Valley Medical Center  |         |         |             |         |         |           |              |               |         | 1       |         |
| Maine Coast Memorial Hosp       |         | 5       |             |         | 3       | 66        | 8            | 67            | 38      |         |         |
| Maine Medical Center            | 1       | 2       | 4           |         |         |           |              | 1             | 2       |         | 2       |
| Mayo Regional Hosp              | 25      |         |             |         |         |           |              |               |         |         | 1       |
| Mercy Hospital                  |         |         |             |         |         |           |              |               |         |         |         |
| Mid-Maine Medical Center        | 17      | 5       |             |         |         |           |              |               |         | 1       |         |
| Miles Memorial Hospital         |         |         |             |         |         |           |              |               |         |         |         |
| Millinocket Regional Hospital   |         |         |             |         |         |           |              |               |         | 1       | 17      |
| Mount Desert Island Hosp        |         |         |             |         |         | 12        | 1            | 100           | 2       |         |         |
| Northern Cumberland Mem Hosp    |         |         |             |         |         |           |              |               |         |         |         |
| Northern Maine Medical Center   |         |         |             |         |         |           |              |               |         |         |         |
| Osteopathic Hospital of Maine   |         |         |             |         |         |           |              |               |         |         |         |
| Parkview Memorial Hospital      |         | 1       |             |         |         |           |              |               |         |         |         |
| Penobscot Bay Medical Center    |         |         |             |         |         |           |              |               |         |         |         |
| Penobscot Valley Hospital       | 1       | 1       |             |         |         |           |              |               |         | 1       | 113     |
| Redington-Fairview General Hosp | 1       |         |             |         |         |           |              |               |         |         |         |
| Regional Memorial Hospital      |         |         |             |         |         |           |              |               |         |         |         |
| Rumford Community Hospital      |         |         |             |         |         |           |              |               |         |         |         |
| Sebasticook Valley Hospital     | 1       |         |             |         |         |           |              |               |         |         |         |
| Southern Maine Medical Center   |         |         |             |         |         |           |              |               |         |         |         |
| St Andrew's Hospital            |         |         |             |         |         |           |              |               |         |         |         |
| St Joseph Hospital              |         |         |             |         |         |           |              |               |         |         |         |
| St Mary's General Hospital      |         |         |             |         |         |           |              |               |         |         |         |
| Stephens Memorial Hospital      |         |         |             |         |         |           |              |               |         |         |         |
| The Aroostook Medical Center    |         | 1       |             |         |         |           |              |               |         |         | 1       |
| Van Buren Community Hospital    |         |         |             |         |         |           |              |               |         |         |         |
| Waldo County General Hosp       |         | 2       |             |         |         |           |              |               |         |         |         |
| Waterville Osteopathic Hosp     | 2       |         |             |         |         |           |              |               |         |         |         |
| Westbrook Community Hosp        |         |         |             |         |         |           |              |               |         |         |         |
| York Hospital                   |         |         |             |         |         |           |              |               |         |         |         |
| Other Birth Sites               |         |         |             |         |         |           |              |               |         |         |         |
| Out of State Hospital           | 1       | 1       |             |         |         |           |              | 2             | 1       | 1       | 1       |
| U.S. Air Force Hospital         |         |         |             |         |         |           |              |               |         |         |         |
| At Home                         | 2       |         | 4           |         | 5       |           | 4            | 7             | 1       |         |         |
| Out-Patient Facility            |         | 1       |             |         |         |           |              |               | 1       |         |         |
| Unknown                         |         |         |             |         |         |           |              |               |         | 29      |         |
| Other Specified Place           |         | 1       |             |         |         |           |              |               |         |         | 1       |

NOTE: Mid-Maine Medical Center  
General Hospital and A. R

Source of Data: 1986 Birth Certificate File, ODRVS.

Table Prepared by Office of Data, Research, and Vital Statistics; Maine Department of Human Services. December, 1987.

filename: BIRTHS1(G1) on hard disk

Table 10 (Con't.)

## Actual Live Births by Birth Site and Mother's Residence, 1986

| Birth Site                      | MCA #              |                |                        |                          |                |                  |                     | Residents<br>of<br>Unassigned<br>Areas |
|---------------------------------|--------------------|----------------|------------------------|--------------------------|----------------|------------------|---------------------|--|
|                                 | #60<br>Millinocket | #61<br>Houlton | #62<br>Presque<br>Isle | #63<br>Fort<br>Fairfield | #64<br>Caribou | #65<br>Madawaska | #66<br>Fort<br>Kent |  |
| All Live Births                 | 163                | 252            | 344                    | 330                      | 190            | 104              | 138                 | 27                                     |
| All Acute Care Facilities       | 161                | 251            | 307                    | 91                       | 137            | 93               | 137                 | 21                                     |
| Bath Memorial                   |                    |                |                        |                          |                |                  |                     |  |
| Blue Hill Memorial              |                    |                |                        |                          |                |                  |                     |  |
| Calais Regional                 |                    |                |                        |                          |                |                  |                     |  |
| Cary Medical Center             |                    | 2              | 53                     | 51                       | 115            | 63               | 18                  |  |
| Castine Community Hosp          |                    |                |                        |                          |                |                  |                     |  |
| Central Maine Med Ctr           |                    |                |                        |                          |                |                  |                     |  |
| Down East Community Hospital    |                    |                |                        |                          |                |                  |                     |  |
| Eastern Maine Med Ctr           | 29                 | 5              |                        |                          | 2              | 1                | 3                   | 3                                      |
| Franklin Memorial Hosp          |                    |                |                        |                          |                |                  |                     |  |
| Henrietta D Goodall Hosp        |                    |                |                        |                          |                |                  |                     |  |
| Houlton Regional Hosp           | 11                 | 209            | 2                      |                          |                |                  |                     | 1                                      |
| Jackson Brook Institute         |                    |                |                        |                          |                |                  |                     |  |
| James A. Taylor Hospital        |                    |                |                        |                          |                |                  |                     |  |
| Kennebec Valley Medical Center  |                    |                |                        |                          |                |                  |                     |  |
| Maine Coast Memorial Hosp       |                    |                |                        |                          |                |                  |                     |  |
| Maine Medical Center            | 1                  |                | 1                      | 2                        |                | 1                |                     | 2                                      |
| Mayo Regional Hosp              |                    |                |                        |                          |                |                  |                     | 1                                      |
| Mercy Hospital                  |                    |                |                        |                          |                |                  |                     |  |
| Mid-Maine Medical Center        |                    |                |                        |                          |                |                  |                     | 6                                      |
| Miles Memorial Hospital         |                    |                |                        |                          |                |                  |                     |  |
| Millinocket Regional Hospital   | 120                | 16             |                        |                          |                |                  |                     | 3                                      |
| Mount Desert Island Hosp        |                    |                |                        |                          |                |                  |                     |  |
| Northern Cumberland Mem Hosp    |                    |                |                        |                          |                |                  |                     |  |
| Northern Maine Medical Center   |                    |                |                        |                          |                | 18               | 93                  |  |
| Osteopathic Hospital of Maine   |                    |                |                        |                          |                |                  |                     |  |
| Parkview Memorial Hospital      |                    |                |                        |                          |                |                  |                     |  |
| Penobscot Bay Medical Center    |                    |                |                        |                          |                |                  |                     |  |
| Penobscot Valley Hospital       |                    |                |                        |                          |                |                  |                     | 2                                      |
| Redington-Fairview General Hosp |                    |                |                        |                          |                |                  |                     |  |
| Regional Memorial Hospital      |                    |                |                        |                          |                |                  |                     |  |
| Rumford Community Hospital      |                    |                |                        |                          |                |                  |                     |  |
| Sebasticook Valley Hospital     |                    |                |                        |                          |                |                  |                     |  |
| Southern Maine Medical Center   |                    |                |                        |                          |                | 1                |                     | 1                                      |
| St Andrew's Hospital            |                    |                |                        |                          |                |                  |                     |  |
| St Joseph Hospital              |                    |                |                        |                          |                |                  |                     |  |
| St Mary's General Hospital      |                    |                |                        |                          |                |                  |                     |  |
| Stephens Memorial Hospital      |                    |                |                        |                          |                |                  |                     |  |
| The Aroostook Medical Center    |                    | 19             | 251                    | 38                       | 20             | 9                | 23                  | 2                                      |
| Van Buren Community Hospital    |                    |                |                        |                          |                |                  |                     |  |
| Waldo County General Hosp       |                    |                |                        |                          |                |                  |                     |  |
| Waterville Osteopathic Hosp     |                    |                |                        |                          |                |                  |                     |  |
| Westbrook Community Hosp        |                    |                |                        |                          |                |                  |                     |  |
| York Hospital                   |                    |                |                        |                          |                |                  |                     |  |
| Other Birth Sites               |                    |                |                        |                          |                |                  |                     |  |
| Out of State Hospital           | 1                  |                |                        | 1                        | 1              |                  |                     | 4                                      |
| U.S. Air Force Hospital         |                    | 1              | 34                     | 237                      | 52             | 1                |                     | 1                                      |
| At Home                         |                    |                | 2                      | 1                        |                |                  |                     |  |
| Out-Patient Facility            |                    |                |                        |                          |                |                  |                     |  |
| Unknown                         | 1                  |                |                        |                          |                | 10               | 1                   | 1                                      |
| Other Specified Place           |                    |                | 1                      |                          |                |                  |                     |  |

NOTE: Mid-Maine Medical Center  
General Hospital and A. R

Source of Data: 1986 Birth Certificate File, ODRVS.

Table Prepared by Office of Data, Research, and Vital Statistics; Maine Department of Human Services. December, 1987.

filename: BIRTHS1(G1) on hard disk



Table 11

Expected Resident Live Births by Birth Site and Mother's Residence, 1990

| Birth Site                      | Resident<br>Live<br>Births | MCA #         |            |               |                 |              |                 |            |                |                         |               |
|---------------------------------|----------------------------|---------------|------------|---------------|-----------------|--------------|-----------------|------------|----------------|-------------------------|---------------|
|                                 |                            | #1<br>Berwick | #2<br>York | #3<br>Sanford | #4<br>Kennebunk | #5<br>Buxton | #6<br>Biddeford | #7<br>Saco | #8<br>Scarboro | #9<br>South<br>Portland | #10<br>Gorham |
| All Resident Births             | 18,550                     | 439           | 315        | 482           | 218             | 264          | 408             | 318        | 168            | 496                     | 183           |
| All Acute Care Facilities       | 17,198                     | 35            | 110        | 402           | 204             | 263          | 398             | 308        | 167            | 495                     | 182           |
| Bath Memorial                   | 277                        |               |            |               |                 |              |                 |            |                |                         |               |
| Blue Hill Memorial              | 357                        |               |            |               |                 |              |                 |            |                |                         |               |
| Calais Regional                 | 139                        |               |            |               |                 |              |                 |            |                |                         |               |
| Cary Medical Center             | 296                        |               |            |               |                 |              |                 |            |                |                         |               |
| Castine Community Hosp          | 0                          |               |            |               |                 |              |                 |            |                |                         |               |
| Central Maine Med Ctr           | 1,166                      |               |            |               |                 |              |                 |            |                |                         |               |
| Down East Community Hospital    | 202                        |               |            |               |                 |              |                 |            |                |                         |               |
| Eastern Maine Med Ctr           | 1,983                      |               |            |               |                 |              |                 |            |                | 3                       | 2             |
| Franklin Memorial Hosp          | 610                        |               |            |               |                 |              |                 |            |                |                         |               |
| Henrietta D Goodall Hosp        | 430                        | 21            | 35         | 309           | 15              | 32           | 14              | 3          |                | 1                       |               |
| Houlton Regional Hosp           | 244                        |               |            |               |                 |              |                 |            |                |                         |               |
| Jackson Brook Institute         | 0                          |               |            |               |                 |              |                 |            |                |                         |               |
| James A. Taylor Hospital        | 34                         |               |            |               |                 |              |                 |            |                |                         |               |
| Kennebec Valley Medical Center  | 771                        |               |            |               |                 |              |                 |            |                |                         |               |
| Maine Coast Memorial Hosp       | 215                        |               |            |               |                 |              |                 |            |                |                         |               |
| Maine Medical Center            | 3,018                      | 8             | 32         | 54            | 56              | 154          | 107             | 140        | 119            | 379                     | 118           |
| Mayo Regional Hosp              | 317                        |               |            |               |                 |              |                 |            |                |                         |               |
| Mercy Hospital                  | 662                        | 2             | 3          | 4             | 4               | 35           | 14              | 21         | 26             | 96                      | 44            |
| Mid-Maine Medical Center        | 1,231                      |               |            |               |                 |              |                 |            |                |                         |               |
| Miles Memorial Hospital         | 172                        |               |            |               |                 |              |                 |            |                |                         |               |
| Millinocket Regional Hospital   | 196                        |               |            |               |                 |              |                 | 1          |                |                         |               |
| Mount Desert Island Hosp        | 118                        |               |            |               |                 |              |                 |            |                |                         |               |
| Northern Cumberland Mem Hosp    | 126                        |               |            |               |                 |              |                 |            | 1              |                         |               |
| Northern Maine Medical Center   | 123                        |               |            |               |                 |              |                 |            |                |                         |               |
| Osteopathic Hospital of Maine   | 423                        |               | 8          | 6             | 20              | 26           | 35              | 34         | 19             | 16                      | 16            |
| Parkview Memorial Hospital      | 855                        |               |            |               |                 |              |                 |            | 1              |                         | 1             |
| Penobscot Bay Medical Center    | 580                        |               |            |               |                 |              |                 |            |                |                         |               |
| Penobscot Valley Hospital       | 125                        |               |            |               |                 |              |                 |            |                |                         |               |
| Redington-Fairview General Hosp | 206                        |               |            |               |                 |              |                 |            |                |                         |               |
| Regional Memorial Hospital      | 1                          |               |            |               |                 |              |                 |            |                |                         |               |
| Rumford Community Hospital      | 117                        |               |            |               |                 |              |                 |            |                |                         |               |
| Sebasticook Valley Hospital     | 2                          |               |            |               |                 |              |                 |            |                |                         |               |
| Southern Maine Medical Center   | 546                        | 5             | 32         | 28            | 108             | 15           | 228             | 110        | 1              |                         |               |
| St Andrew's Hospital            | 34                         |               |            |               |                 |              |                 |            |                |                         |               |
| St Joseph Hospital              | 0                          |               |            |               |                 |              |                 |            |                |                         |               |
| St Mary's General Hospital      | 515                        |               |            |               |                 |              |                 |            |                |                         |               |
| Stephens Memorial Hospital      | 347                        |               |            |               |                 |              |                 |            |                |                         |               |
| The Aroostook Medical Center    | 378                        |               |            |               |                 |              |                 |            |                |                         |               |
| Van Buren Community Hospital    | 0                          |               |            |               |                 |              |                 |            |                |                         |               |
| Waldo County General Hosp       | 224                        |               |            |               |                 |              |                 |            |                |                         |               |
| Waterville Osteopathic Hosp     | 155                        |               |            |               |                 |              |                 |            |                |                         |               |
| Westbrook Community Hosp        | 1                          |               |            |               |                 |              |                 |            |                |                         |               |
| York Hospital                   | 2                          |               | 2          |               |                 |              |                 |            |                |                         |               |
| Other Birth Sites               | 1,352                      | 404           | 205        | 80            | 14              | 1            | 10              | 10         | 1              | 1                       | 1             |

NOTES: Mid-Maine Medical Center includes Charles A. Dean Hospital, and The Aroostook Medical Center includes Community General Hospital and A. R. Gould Memorial Hospital. MCA=Maine Community Area. Expected births by area are from Table 9 of this report, and are distributed by birth site using the proportions from Table 10.

Table Prepared by Office of Data, Research, and Vital Statistics; Maine Department of Human Services. January, 1988.

filename: BIRTHS1(CA1) on hard disk

Table 11 (Con't.)

## Expected Resident Live Births by Birth Site and Mother's Residence, 1990

| Birth Site                      | Total                |                     |                    |                 |                     |                      |                     |                 |                         |
|---------------------------------|----------------------|---------------------|--------------------|-----------------|---------------------|----------------------|---------------------|-----------------|-------------------------|
|                                 | MCA #11<br>Westbrook | MCA #12<br>Portland | MCA #13<br>Baldwin | MCA #14<br>Gray | MCA #15<br>Falmouth | MCA #16<br>Brunswick | MCA #17<br>Freeport | MCA #18<br>Bath | MCA #19<br>Damariscotta |
| All Resident Births             | 232                  | 1,001               | 268                | 301             | 183                 | 376                  | 282                 | 301             | 258                     |
| All Acute Care Facilities       | 230                  | 989                 | 259                | 296             | 183                 | 371                  | 281                 | 295             | 248                     |
| Bath Memorial                   |                      | 1                   |                    |                 |                     | 24                   | 1                   | 153             | 61                      |
| Blue Hill Memorial              |                      |                     |                    |                 |                     |                      |                     |                 | 1                       |
| Calais Regional                 |                      |                     |                    |                 |                     |                      |                     |                 |                         |
| Cary Medical Center             |                      |                     |                    |                 |                     |                      |                     |                 |                         |
| Castine Community Hosp          |                      |                     |                    |                 |                     |                      |                     |                 |                         |
| Central Maine Med Ctr           |                      | 1                   |                    | 14              | 1                   | 1                    | 5                   |                 |                         |
| Down East Community Hospital    |                      |                     |                    |                 |                     |                      |                     | 1               |                         |
| Eastern Maine Med Ctr           |                      | 1                   |                    |                 |                     | 3                    |                     |                 |                         |
| Franklin Memorial Hosp          |                      |                     |                    |                 |                     |                      |                     |                 |                         |
| Henrietta D Goodall Hosp        |                      |                     |                    |                 |                     |                      |                     |                 |                         |
| Houlton Regional Hosp           |                      |                     |                    |                 |                     |                      |                     |                 |                         |
| Jackson Brook Institute         |                      |                     |                    |                 |                     |                      |                     |                 |                         |
| James A. Taylor Hospital        |                      |                     |                    | 1               |                     |                      |                     |                 |                         |
| Kennebec Valley Medical Center  |                      |                     |                    |                 |                     | 1                    |                     | 1               | 1                       |
| Maine Coast Memorial Hosp       |                      |                     |                    |                 |                     |                      |                     |                 |                         |
| Maine Medical Center            | 146                  | 705                 | 186                | 192             | 141                 | 14                   | 151                 | 4               | 10                      |
| Mayo Regional Hosp              |                      |                     |                    |                 |                     |                      |                     |                 |                         |
| Mercy Hospital                  | 47                   | 190                 | 31                 | 50              | 29                  | 2                    | 32                  |                 |                         |
| Mid-Maine Medical Center        |                      |                     |                    |                 |                     |                      |                     |                 | 1                       |
| Miles Memorial Hospital         |                      |                     |                    |                 |                     | 3                    |                     | 18              | 95                      |
| Millinocket Regional Hospital   |                      |                     |                    |                 |                     |                      |                     |                 |                         |
| Mount Desert Island Hosp        |                      |                     |                    |                 |                     |                      |                     |                 |                         |
| Northern Cumberland Mem Hosp    |                      |                     |                    | 9               | 1                   |                      |                     |                 |                         |
| Northern Maine Medical Center   |                      |                     |                    |                 |                     |                      |                     |                 |                         |
| Osteopathic Hospital of Maine   | 35                   | 86                  | 31                 | 35              | 9                   |                      | 19                  |                 |                         |
| Parkview Memorial Hospital      |                      | 1                   |                    | 1               | 3                   | 318                  | 72                  | 113             | 26                      |
| Penobscot Bay Medical Center    |                      |                     |                    |                 |                     |                      |                     |                 | 15                      |
| Penobscot Valley Hospital       |                      |                     |                    |                 |                     |                      |                     |                 |                         |
| Redington-Fairview General Hosp |                      |                     |                    |                 |                     |                      |                     |                 |                         |
| Regional Memorial Hospital      |                      |                     |                    |                 |                     | 1                    |                     |                 |                         |
| Rumford Community Hospital      |                      | 1                   |                    |                 |                     |                      |                     | 1               |                         |
| Sebastiack Valley Hospital      |                      |                     |                    |                 |                     |                      |                     |                 |                         |
| Southern Maine Medical Center   | 1                    | 2                   | 2                  | 1               |                     | 1                    | 1                   | 2               | 33                      |
| St Andrew's Hospital            |                      |                     |                    |                 |                     |                      |                     |                 |                         |
| St Joseph Hospital              |                      |                     |                    |                 |                     |                      |                     |                 |                         |
| St Mary's General Hospital      | 1                    |                     |                    | 2               |                     |                      |                     | 2               |                         |
| Stephens Memorial Hospital      |                      |                     | 1                  |                 |                     |                      |                     |                 |                         |
| The Aroostook Medical Center    |                      |                     |                    |                 |                     |                      |                     |                 |                         |
| Van Buren Community Hospital    |                      |                     |                    |                 |                     |                      |                     |                 |                         |
| Waldo County General Hosp       |                      |                     |                    |                 |                     |                      |                     |                 |                         |
| Waterville Osteopathic Hosp     |                      |                     |                    |                 |                     | 1                    |                     |                 | 4                       |
| Westbrook Community Hosp        |                      | 1                   |                    |                 |                     |                      |                     |                 |                         |
| York Hospital                   |                      |                     |                    |                 |                     |                      |                     |                 |                         |
| Other Birth Sites               | 2                    | 12                  | 9                  | 5               |                     | 5                    | 1                   | 6               | 10                      |

NOTES: Mid-Maine Medical Center includes Charles A. Dean Hospital, and The Aroostook Medical Center includes Community General Hospital and A. R. Gould Memorial Hospital. MCA=Maine Community Area. Expected births by area are from Table 9 of this report, and are distributed by birth site using the proportions from Table 10.

Table Prepared by Office of Data, Research, and Vital Statistics; Maine Department of Human Services. January, 1988.

filename: BIRTHS1(CA1) on hard disk

Table 11 (Con't.)

Expected Resident Live Births by Birth Site and Mother's Residence, 1990

| Birth Site                      | Total               |                              |                   |                     |                   |                    |                     |                      |                      |                     |
|---------------------------------|---------------------|------------------------------|-------------------|---------------------|-------------------|--------------------|---------------------|----------------------|----------------------|---------------------|
|                                 | MCA #20<br>Bridgton | MCA #21<br>New<br>Gloucester | MCA #22<br>Auburn | MCA #23<br>Lewiston | MCA #24<br>Lisbon | MCA #25<br>Topsham | MCA #26<br>Gardiner | MCA #27<br>Whitfield | MCA #28<br>Waldoboro | MCA #29<br>Rockland |
| All Resident Births             | 335                 | 194                          | 355               | 615                 | 269               | 185                | 392                 | 230                  | 357                  | 315                 |
| All Acute Care Facilities       | 294                 | 190                          | 349               | 610                 | 269               | 183                | 384                 | 224                  | 345                  | 292                 |
| Bath Memorial                   |                     |                              |                   | 1                   | 2                 | 6                  | 12                  | 4                    | 3                    | 1                   |
| Blue Hill Memorial              |                     |                              |                   |                     |                   |                    |                     |                      |                      |                     |
| Calais Regional                 |                     |                              |                   |                     |                   |                    |                     |                      |                      |                     |
| Carroll Medical Center          |                     |                              |                   |                     |                   |                    |                     |                      |                      |                     |
| Castine Community Hosp          |                     |                              |                   |                     |                   |                    |                     |                      |                      |                     |
| Central Maine Med Ctr           | 5                   | 94                           | 221               | 374                 | 109               | 9                  | 31                  | 3                    |                      | 1                   |
| Down East Community Hospital    |                     |                              |                   |                     |                   |                    |                     |                      |                      |                     |
| Eastern Maine Med Ctr           |                     | 1                            |                   |                     |                   |                    | 3                   |                      | 1                    | 5                   |
| Franklin Memorial Hosp          |                     |                              |                   |                     |                   |                    | 1                   |                      |                      |                     |
| Henrietta D Goodall Hosp        |                     |                              |                   |                     |                   |                    |                     |                      |                      |                     |
| Houlton Regional Hosp           |                     |                              |                   |                     |                   |                    |                     |                      |                      |                     |
| Jackson Brook Institute         |                     |                              |                   |                     |                   |                    |                     |                      |                      |                     |
| James A. Taylor Hospital        |                     |                              |                   |                     |                   |                    |                     | 1                    |                      |                     |
| Kennebec Valley Medical Center  |                     |                              |                   | 1                   | 2                 | 1                  | 230                 | 98                   | 5                    |                     |
| Maine Coast Memorial Hosp       |                     |                              |                   |                     |                   |                    |                     |                      |                      |                     |
| Maine Medical Center            | 117                 | 20                           | 9                 | 8                   | 13                | 12                 | 9                   | 4                    | 13                   | 5                   |
| Mayo Regional Hosp              |                     |                              |                   |                     |                   |                    |                     |                      |                      |                     |
| Mercy Hospital                  | 21                  | 4                            |                   | 1                   | 1                 |                    |                     |                      |                      |                     |
| Mid-Maine Medical Center        | 1                   |                              |                   |                     |                   |                    | 24                  | 88                   | 1                    |                     |
| Miles Memorial Hospital         |                     |                              |                   |                     |                   |                    | 5                   | 9                    | 36                   | 3                   |
| Millinocket Regional Hospital   |                     |                              |                   |                     |                   |                    |                     |                      |                      |                     |
| Mount Desert Island Hosp        |                     |                              |                   |                     |                   |                    |                     |                      |                      |                     |
| Northern Cumberland Mem Hosp    | 106                 | 3                            |                   |                     |                   |                    |                     |                      |                      |                     |
| Northern Maine Medical Center   |                     |                              |                   |                     |                   |                    |                     |                      |                      |                     |
| Osteopathic Hospital of Maine   | 20                  | 2                            | 1                 | 1                   | 2                 | 1                  |                     |                      |                      |                     |
| Parkview Memorial Hospital      |                     |                              | 1                 | 6                   | 88                | 152                | 55                  | 7                    | 1                    | 1                   |
| Penobscot Bay Medical Center    |                     |                              |                   |                     |                   |                    | 1                   | 6                    | 275                  | 262                 |
| Penobscot Valley Hospital       |                     |                              |                   |                     |                   |                    | 1                   |                      |                      |                     |
| Redington-Fairview General Hosp |                     |                              |                   |                     |                   |                    |                     |                      |                      |                     |
| Regional Memorial Hospital      |                     |                              |                   |                     |                   |                    |                     |                      |                      |                     |
| Rumford Community Hospital      |                     |                              |                   |                     |                   |                    |                     |                      |                      |                     |
| Sebastiack Valley Hospital      |                     |                              |                   |                     |                   |                    |                     |                      |                      |                     |
| Southern Maine Medical Center   |                     |                              | 1                 | 3                   |                   |                    |                     | 1                    |                      |                     |
| St Andrew's Hospital            |                     |                              |                   |                     |                   |                    |                     |                      |                      |                     |
| St Joseph Hospital              |                     |                              |                   |                     |                   |                    |                     |                      |                      |                     |
| St Mary's General Hospital      | 2                   | 43                           | 110               | 211                 | 51                | 3                  | 10                  |                      |                      |                     |
| Stephens Memorial Hospital      | 22                  | 21                           | 6                 | 2                   |                   |                    |                     |                      |                      |                     |
| The Aroostook Medical Center    |                     |                              |                   |                     |                   |                    |                     |                      |                      |                     |
| Van Buren Community Hospital    |                     |                              |                   |                     |                   |                    |                     |                      |                      |                     |
| Waldo County General Hosp       |                     |                              |                   |                     |                   |                    |                     | 1                    | 5                    | 13                  |
| Waterville Osteopathic Hosp     |                     |                              |                   | 1                   |                   |                    | 1                   | 2                    | 3                    | 1                   |
| Westbrook Community Hosp        |                     |                              |                   |                     |                   |                    |                     |                      |                      |                     |
| York Hospital                   |                     |                              |                   |                     |                   |                    |                     |                      |                      |                     |
| Other Birth Sites               | 41                  | 4                            | 6                 | 5                   |                   | 2                  | 8                   | 6                    | 12                   | 23                  |

NOTES: Mid-Maine Medical Center includes Charles A. Dean Hospital, and The Aroostook Medical Center includes Community General Hospital and A. R. Gould Memorial Hospital. MCA=Maine Community Area. Expected births by area are from Table 9 of this report, and are distributed by birth site using the proportions from Table 10.

Table Prepared by Office of Data, Research, and Vital Statistics; Maine Department of Human Services. January, 1988.

filename: BIRTHS1(CA1) on hard disk

Table 11 (Con't.)

## Expected Resident Live Births by Birth Site and Mother's Residence, 1990

| Birth Site                      | Total             |                  |                     |                    |                   |                |                     |                       |                   |                    |
|---------------------------------|-------------------|------------------|---------------------|--------------------|-------------------|----------------|---------------------|-----------------------|-------------------|--------------------|
|                                 | MCA #30<br>Norway | MCA #31<br>Leeds | MCA #32<br>Monmouth | MCA #33<br>Augusta | MCA #34<br>Bethel | MCA #35<br>Jay | MCA #36<br>Belgrade | MCA #37<br>Waterville | MCA #38<br>Brooks | MCA #39<br>Belfast |
| All Resident Births             | 256               | 163              | 229                 | 404                | 181               | 159            | 181                 | 376                   | 179               | 176                |
| All Acute Care Facilities       | 250               | 160              | 226                 | 399                | 173               | 159            | 180                 | 374                   | 158               | 154                |
| Bath Memorial                   |                   |                  | 1                   | 2                  |                   | 1              |                     |                       | 2                 |                    |
| Blue Hill Memorial              |                   |                  |                     | 1                  |                   |                |                     |                       | 1                 | 1                  |
| Calais Regional                 |                   |                  |                     |                    |                   |                |                     |                       |                   |                    |
| Cary Medical Center             |                   |                  |                     |                    |                   |                |                     |                       |                   |                    |
| Castine Community Hosp          |                   |                  |                     |                    |                   |                |                     |                       |                   |                    |
| Central Maine Med Ctr           | 29                | 114              | 74                  | 8                  | 22                | 31             | 1                   |                       |                   |                    |
| Down East Community Hospital    |                   |                  |                     |                    |                   |                |                     |                       |                   |                    |
| Eastern Maine Med Ctr           | 1                 |                  |                     |                    |                   |                | 1                   | 1                     | 11                | 7                  |
| Franklin Memorial Hosp          | 1                 | 3                | 22                  |                    | 42                | 106            | 2                   |                       |                   |                    |
| Henrietta D Goodall Hosp        |                   |                  |                     |                    |                   |                |                     |                       |                   |                    |
| Houlton Regional Hosp           |                   |                  |                     |                    |                   |                |                     |                       |                   |                    |
| Jackson Brook Institute         |                   |                  |                     |                    |                   |                |                     |                       |                   |                    |
| James A. Taylor Hospital        |                   |                  |                     |                    |                   |                |                     |                       |                   |                    |
| Kennebec Valley Medical Center  |                   | 2                | 85                  | 315                |                   | 1              | 19                  | 1                     | 3                 |                    |
| Maine Coast Memorial Hosp       |                   |                  |                     |                    |                   |                |                     |                       |                   | 1                  |
| Maine Medical Center            | 16                | 1                | 6                   | 10                 | 2                 | 7              | 2                   | 6                     | 1                 | 1                  |
| Mayo Regional Hosp              |                   |                  |                     |                    |                   |                |                     |                       |                   |                    |
| Mercy Hospital                  | 2                 |                  |                     |                    |                   |                |                     | 1                     |                   |                    |
| Mid-Maine Medical Center        |                   | 1                | 18                  | 54                 |                   |                | 144                 | 336                   | 40                | 5                  |
| Miles Memorial Hospital         |                   |                  |                     | 1                  |                   |                |                     |                       | 1                 |                    |
| Millinocket Regional Hospital   |                   |                  | 1                   |                    |                   |                |                     |                       |                   |                    |
| Mount Desert Island Hosp        |                   |                  |                     |                    |                   |                |                     |                       |                   |                    |
| Northern Cumberland Mem Hosp    | 6                 |                  |                     |                    | 1                 |                |                     |                       |                   |                    |
| Northern Maine Medical Center   |                   |                  |                     |                    |                   |                |                     |                       |                   |                    |
| Osteopathic Hospital of Maine   | 1                 |                  |                     |                    |                   |                |                     |                       |                   |                    |
| Parkview Memorial Hospital      |                   |                  |                     | 2                  |                   |                |                     |                       |                   |                    |
| Penobscot Bay Medical Center    |                   |                  |                     |                    |                   |                |                     |                       | 3                 | 18                 |
| Penobscot Valley Hospital       |                   |                  |                     |                    |                   |                |                     |                       |                   |                    |
| Redington-Fairview General Hosp |                   |                  |                     |                    |                   |                | 1                   | 1                     |                   |                    |
| Regional Memorial Hospital      |                   |                  |                     |                    |                   |                |                     |                       |                   |                    |
| Rumford Community Hospital      | 2                 |                  |                     |                    | 18                |                |                     |                       |                   |                    |
| Sebasticook Valley Hospital     |                   |                  |                     |                    |                   |                |                     |                       |                   |                    |
| Southern Maine Medical Center   |                   |                  |                     |                    |                   | 1              |                     |                       |                   |                    |
| St Andrew's Hospital            |                   |                  |                     |                    |                   |                |                     |                       |                   |                    |
| St Joseph Hospital              |                   |                  |                     |                    |                   |                |                     |                       |                   |                    |
| St Mary's General Hospital      | 12                | 26               | 13                  |                    | 7                 | 10             |                     |                       |                   |                    |
| Stephens Memorial Hospital      | 181               | 13               |                     |                    | 81                | 1              |                     |                       |                   |                    |
| The Aroostook Medical Center    |                   |                  |                     |                    |                   |                |                     |                       |                   |                    |
| Van Buren Community Hospital    |                   |                  |                     |                    |                   |                |                     |                       |                   |                    |
| Waldo County General Hosp       |                   |                  |                     |                    |                   |                |                     |                       | 61                | 121                |
| Waterville Osteopathic Hosp     |                   |                  | 6                   | 6                  |                   |                | 9                   | 28                    | 34                |                    |
| Westbrook Community Hosp        |                   |                  |                     |                    |                   |                |                     |                       |                   |                    |
| York Hospital                   |                   |                  |                     |                    |                   |                |                     |                       |                   |                    |
| Other Birth Sites               | 6                 | 3                | 3                   | 5                  | 8                 |                | 1                   | 2                     | 21                | 22                 |

NOTES: Mid-Maine Medical Center includes Charles A. Dean Hospital, and The Aroostook Medical Center includes Community General Hospital and A. R. Gould Memorial Hospital. MCA=Maine Community Area. Expected births by area are from Table 9 of this report, and are distributed by birth site using the proportions from Table 10.

Table Prepared by Office of Data, Research, and Vital Statistics; Maine Department of Human Services. January, 1988.

filename: BIRTHS1(CA1) on hard disk

Table 11 (Con't.)

## Expected Resident Live Births by Birth Site and Mother's Residence, 1990

| Birth Site                      | Total                |                    |                       |                      |                      |                       |                    |                       |                               |
|---------------------------------|----------------------|--------------------|-----------------------|----------------------|----------------------|-----------------------|--------------------|-----------------------|-------------------------------|
|                                 | MCA #40<br>Bucksport | MCA #41<br>Rumford | MCA #42<br>Farmington | MCA #43<br>Skowhegan | MCA #44<br>Fairfield | MCA #45<br>Pittsfield | MCA #46<br>Rangely | MCA #47<br>Greenville | MCA #48<br>Dover-<br>Foxcroft |
| All Resident Births             | 190                  | 201                | 229                   | 218                  | 212                  | 160                   | 276                | 225                   | 271                           |
| All Acute Care Facilities       | 185                  | 198                | 222                   | 215                  | 212                  | 157                   | 268                | 218                   | 267                           |
| Bath Memorial                   |                      |                    |                       |                      |                      |                       |                    |                       |                               |
| Blue Hill Memorial              | 36                   |                    |                       |                      |                      |                       |                    |                       |                               |
| Calais Regional                 |                      |                    |                       |                      |                      |                       |                    |                       |                               |
| Cary Medical Center             |                      |                    |                       |                      |                      |                       |                    |                       |                               |
| Castine Community Hosp          |                      |                    |                       |                      |                      |                       |                    |                       |                               |
| Central Maine Med Ctr           |                      | 12                 | 1                     | 1                    |                      |                       | 4                  |                       |                               |
| Down East Community Hospital    |                      |                    |                       |                      |                      |                       |                    |                       |                               |
| Eastern Maine Med Ctr           | 123                  |                    | 2                     | 7                    | 1                    | 24                    | 3                  | 24                    | 56                            |
| Franklin Memorial Hosp          |                      | 59                 | 207                   | 10                   |                      |                       | 153                | 3                     |                               |
| Henrietta D Goodall Hosp        |                      |                    |                       |                      |                      |                       |                    |                       |                               |
| Houlton Regional Hosp           |                      |                    |                       |                      |                      |                       |                    |                       |                               |
| Jackson Brook Institute         |                      |                    |                       |                      |                      |                       |                    |                       |                               |
| James A. Taylor Hospital        | 1                    |                    |                       |                      |                      | 3                     |                    |                       |                               |
| Kennebec Valley Medical Center  |                      |                    |                       | 1                    | 1                    |                       |                    |                       |                               |
| Maine Coast Memorial Hosp       | 4                    |                    |                       |                      |                      |                       |                    |                       |                               |
| Maine Medical Center            | 2                    | 1                  | 6                     | 2                    |                      | 1                     | 1                  |                       | 2                             |
| Mayo Regional Hosp              |                      |                    |                       |                      |                      | 1                     |                    | 88                    | 197                           |
| Mercy Hospital                  |                      | 1                  |                       |                      |                      |                       |                    |                       |                               |
| Mid-Maine Medical Center        | 1                    |                    |                       | 85                   | 172                  | 108                   | 50                 | 64                    | 4                             |
| Miles Memorial Hospital         |                      |                    |                       |                      |                      |                       |                    |                       |                               |
| Millinocket Regional Hospital   |                      |                    |                       |                      |                      |                       |                    |                       | 7                             |
| Mount Desert Island Hosp        |                      |                    |                       |                      |                      |                       |                    |                       |                               |
| Northern Cumberland Mem Hosp    |                      |                    |                       |                      |                      |                       |                    |                       |                               |
| Northern Maine Medical Center   |                      |                    |                       |                      |                      |                       |                    |                       |                               |
| Osteopathic Hospital of Maine   |                      |                    |                       |                      |                      |                       |                    |                       |                               |
| Parkview Memorial Hospital      |                      |                    |                       | 2                    |                      |                       |                    | 1                     |                               |
| Penobscot Bay Medical Center    |                      |                    |                       |                      |                      |                       |                    |                       |                               |
| Penobscot Valley Hospital       |                      |                    |                       |                      |                      |                       |                    |                       | 1                             |
| Redington-Fairview General Hosp |                      |                    | 2                     | 97                   | 3                    | 11                    | 52                 | 38                    |                               |
| Regional Memorial Hospital      |                      |                    |                       |                      |                      |                       |                    |                       |                               |
| Rumford Community Hospital      |                      | 95                 |                       |                      |                      |                       |                    |                       |                               |
| Sebasticook Valley Hospital     |                      |                    |                       |                      |                      | 1                     |                    |                       |                               |
| Southern Maine Medical Center   |                      |                    | 2                     |                      |                      |                       |                    |                       |                               |
| St Andrew's Hospital            |                      |                    |                       |                      |                      |                       |                    |                       |                               |
| St Joseph Hospital              |                      |                    |                       |                      |                      |                       |                    |                       |                               |
| St Mary's General Hospital      |                      | 12                 |                       |                      |                      |                       |                    |                       |                               |
| Stephens Memorial Hospital      |                      | 18                 | 1                     |                      |                      |                       |                    |                       |                               |
| The Arrostook Medical Center    |                      |                    |                       |                      |                      |                       |                    |                       |                               |
| Van Buren Community Hospital    |                      |                    |                       |                      |                      |                       |                    |                       |                               |
| Waldo County General Hosp       | 19                   |                    |                       |                      | 1                    |                       |                    |                       |                               |
| Waterville Osteopathic Hosp     |                      |                    |                       | 9                    | 33                   | 8                     | 5                  | 1                     |                               |
| Westbrook Community Hosp        |                      |                    |                       |                      |                      |                       |                    |                       |                               |
| York Hospital                   |                      |                    |                       |                      |                      |                       |                    |                       |                               |
| Other Birth Sites               | 5                    | 3                  | 7                     | 3                    |                      | 3                     | 8                  | 8                     | 4                             |

NOTES: Mid-Maine Medical Center includes Charles A. Dean Hospital, and The Arrostook Medical Center includes Community General Hospital and A. R. Gould Memorial Hospital. MCA=Maine Community Area. Expected births by area are from Table 9 of this report, and are distributed by birth site using the proportions from Table 10.

Table Prepared by Office of Data, Research, and Vital Statistics; Maine Department of Human Services. January, 1988.

filename: BIRTHS1(CA1) on hard disk

Table 11 (Con't.)

Expected Resident Live Births by Birth Site and Mother's Residence, 1990

| Birth Site                      | Total              |                   |                        |                  |                   |                      |                         |                          |                    |                   |
|---------------------------------|--------------------|-------------------|------------------------|------------------|-------------------|----------------------|-------------------------|--------------------------|--------------------|-------------------|
|                                 | MCA #49<br>Corinth | MCA #50<br>Bangor | MCA #51<br>Old<br>Town | MCA #52<br>Orono | MCA #53<br>Brewer | MCA #54<br>Ellsworth | MCA #55<br>Deer<br>Isle | MCA #56<br>Bar<br>Harbor | MCA #57<br>Machias | MCA #58<br>Calais |
| All Resident Births             | 227                | 794               | 233                    | 117              | 286               | 185                  | 177                     | 247                      | 268                | 234               |
| All Acute Care Facilities       | 224                | 785               | 228                    | 117              | 280               | 185                  | 171                     | 238                      | 264                | 199               |
| Bath Memorial                   |                    |                   |                        |                  |                   |                      |                         |                          |                    |                   |
| Blue Hill Memorial              |                    |                   |                        |                  |                   | 76                   | 145                     | 56                       | 39                 |                   |
| Calais Regional                 |                    |                   |                        |                  |                   |                      |                         |                          | 3                  | 136               |
| Carv Medical Center             |                    | 1                 |                        |                  |                   |                      |                         |                          |                    |                   |
| Castine Community Hosp          |                    |                   |                        |                  |                   |                      |                         |                          |                    |                   |
| Central Maine Med Ctr           |                    |                   |                        |                  |                   |                      |                         |                          |                    |                   |
| Down East Community Hospital    |                    |                   |                        |                  |                   |                      |                         | 2                        | 154                | 45                |
| Eastern Maine Med Ctr           | 163                | 749               | 220                    | 115              | 274               | 21                   | 13                      | 11                       | 16                 | 12                |
| Franklin Memorial Hosp          |                    |                   |                        |                  |                   |                      |                         |                          |                    |                   |
| Henrietta D Goodall Hosp        |                    |                   |                        |                  |                   |                      |                         |                          |                    |                   |
| Houlton Regional Hosp           |                    |                   |                        |                  |                   |                      |                         |                          |                    | 1                 |
| Jackson Brook Institute         |                    |                   |                        |                  |                   |                      |                         |                          |                    |                   |
| James A. Taylor Hospital        | 6                  | 15                | 3                      | 2                | 2                 |                      |                         |                          |                    |                   |
| Kennebec Valley Medical Center  |                    |                   |                        |                  |                   |                      |                         |                          |                    | 1                 |
| Maine Coast Memorial Hosp       |                    | 6                 |                        |                  | 4                 | 74                   | 12                      | 67                       | 48                 |                   |
| Maine Medical Center            | 1                  | 2                 | 5                      |                  |                   |                      |                         | 1                        | 3                  |                   |
| Mayo Regional Hosp              | 29                 |                   |                        |                  |                   |                      |                         |                          |                    |                   |
| Mercy Hospital                  |                    |                   |                        |                  |                   |                      |                         |                          |                    |                   |
| Mid-Maine Medical Center        | 19                 | 6                 |                        |                  |                   |                      |                         |                          |                    | 1                 |
| Miles Memorial Hospital         |                    |                   |                        |                  |                   |                      |                         |                          |                    |                   |
| Millinocket Regional Hospital   |                    |                   |                        |                  |                   |                      |                         |                          |                    | 1                 |
| Mount Desert Island Hosp        |                    |                   |                        |                  |                   | 13                   | 1                       | 100                      | 3                  |                   |
| Northern Cumberland Mem Hosp    |                    |                   |                        |                  |                   |                      |                         |                          |                    |                   |
| Northern Maine Medical Center   |                    |                   |                        |                  |                   |                      |                         |                          |                    |                   |
| Osteopathic Hospital of Maine   |                    |                   |                        |                  |                   |                      |                         |                          |                    |                   |
| Parkview Memorial Hospital      |                    | 1                 |                        |                  |                   |                      |                         |                          |                    |                   |
| Penobscot Bay Medical Center    |                    |                   |                        |                  |                   |                      |                         |                          |                    |                   |
| Penobscot Valley Hospital       | 1                  | 1                 |                        |                  |                   |                      |                         |                          |                    | 1                 |
| Redington-Fairview General Hosp | 1                  |                   |                        |                  |                   |                      |                         |                          |                    |                   |
| Regional Memorial Hospital      |                    |                   |                        |                  |                   |                      |                         |                          |                    |                   |
| Rumford Community Hospital      |                    |                   |                        |                  |                   |                      |                         |                          |                    |                   |
| Sebasticook Valley Hospital     | 1                  |                   |                        |                  |                   |                      |                         |                          |                    |                   |
| Southern Maine Medical Center   |                    |                   |                        |                  |                   |                      |                         |                          |                    |                   |
| St Andrew's Hospital            |                    |                   |                        |                  |                   |                      |                         |                          |                    |                   |
| St Joseph Hospital              |                    |                   |                        |                  |                   |                      |                         |                          |                    |                   |
| St Mary's General Hospital      |                    |                   |                        |                  |                   |                      |                         |                          |                    |                   |
| Stevens Memorial Hospital       |                    |                   |                        |                  |                   |                      |                         |                          |                    |                   |
| The Aroostook Medical Center    |                    | 1                 |                        |                  |                   |                      |                         |                          |                    |                   |
| Van Buren Community Hospital    |                    |                   |                        |                  |                   |                      |                         |                          |                    |                   |
| Waldo County General Hosp       |                    | 2                 |                        |                  |                   |                      |                         |                          |                    |                   |
| Waterville Osteopathic Hosp     | 2                  |                   |                        |                  |                   |                      |                         |                          |                    |                   |
| Westbrook Community Hosp        |                    |                   |                        |                  |                   |                      |                         |                          |                    |                   |
| York Hospital                   |                    |                   |                        |                  |                   |                      |                         |                          |                    |                   |
| Other Birth Sites               | 3                  | 9                 | 5                      |                  | 6                 |                      | 6                       | 9                        | 4                  | 35                |

NOTES: Mid-Maine Medical Center includes Charles A. Dean Hospital, and The Aroostook Medical Center includes Community General Hospital and A. R. Gould Memorial Hospital. MCA=Maine Community Area. Expected births by area are from Table 9 of this report, and are distributed by birth site using the proportions from Table 10.

Table Prepared by Office of Data, Research, and Vital Statistics; Maine Department of Human Services. January, 1988.

filename: BIRTHS1(CA1) on hard disk

Table 11 (Con't.)

Expected Resident Live Births by Birth Site and Mother's Residence, 1990

| Birth Site  | MCA #59<br>Lincoln | MCA #60<br>Millinocket | MCA #61<br>Houlton | MCA #62<br>Presque<br>Isle | MCA #63<br>Fort<br>Fairfield | MCA #64<br>Caribou | MCA #65<br>Madawaska | MCA #66<br>Fort<br>Kent | Residents<br>of<br>Unassigned<br>Areas |
|---|--------------------|------------------------|--------------------|----------------------------|------------------------------|--------------------|----------------------|-------------------------|--|
| All Resident Births   | 202                | 199                    | 271                | 373                        | 227                          | 178                | 120                  | 151                     | 35                                     |
| All Acute Care Facilities   | 200                | 197                    | 270                | 333                        | 63                           | 128                | 107                  | 150                     | 27                                     |
| Bath Memorial<br>Blue Hill Memorial<br>Calais Regional<br>Cary Medical Center<br>Castine Community Hosp   |                    |                        | 2                  | 57                         | 35                           | 108                | 73                   | 20                      |  |
| Central Maine Med Ctr<br>Down East Community Hospital<br>Eastern Maine Med Ctr<br>Franklin Memorial Hosp<br>Henrietta D Goodall Hosp                        | 60<br>1            | 35                     | 5                  |                            |                              | 2                  | 1                    | 3                       | 4                                      |
| Houlton Regional Hosp<br>Jackson Brook Institute<br>James A. Taylor Hospital<br>Kennebec Valley Medical Center<br>Maine Coast Memorial Hosp                 | 1                  | 13                     | 225                | 2                          |                              |                    |                      |                         | 1                                      |
| Maine Medical Center<br>Mayo Regional Hosp<br>Mercy Hospital<br>Mid-Maine Medical Center<br>Miles Memorial Hospital   | 2<br>1             | 1                      |                    | 1                          | 1                            |                    | 1                    |                         | 3<br>1<br>8                            |
| Millinocket Regional Hospital<br>Mount Desert Island Hosp<br>Northern Cumberland Mem Hosp<br>Northern Maine Medical Center<br>Osteopathic Hospital of Maine | 18                 | 147                    | 17                 |                            |                              |                    | 21                   | 102                     | 4                                      |
| Parkview Memorial Hospital<br>Penobscot Bay Medical Center<br>Penobscot Valley Hospital<br>Redington-Fairview General Hosp<br>Regional Memorial Hospital    | 116                |                        |                    |                            |                              |                    |                      |                         | 3                                      |
| Rumford Community Hospital<br>Sebasticook Valley Hospital<br>Southern Maine Medical Center<br>St Andrew's Hospital<br>St Joseph Hospital                    |                    |                        |                    |                            |                              |                    | 1                    |                         | 1                                      |
| St Mary's General Hospital<br>Stephens Memorial Hospital<br>The Aroostook Medical Center<br>Van Buren Community Hospital<br>Waldo County General Hosp       | 1                  |                        | 20                 | 272                        | 26                           | 19                 | 10                   | 25                      | 3                                      |
| Waterville Osteopathic Hosp<br>Westbrook Community Hosp<br>York Hospital  |                    |                        |                    |                            |                              |                    |                      |                         |  |
| Other Birth Sites   | 2                  | 2                      | 1                  | 40                         | 164                          | 50                 | 13                   | 1                       | 8                                      |

NOTES: Mid-Maine Medical Center includes Charles A. Dean Hospital, and The Aroostook Medical Center includes Community General Hospital and A. R. Gould Memorial Hospital. MCA=Maine Community Area. Expected births by area are from Table 9 of this report, and are distributed by birth site using the proportions from Table 10.

Table Prepared by Office of Data, Research, and Vital Statistics; Maine Department of Human Services. January, 1988.

filename: BIRTHS1(CA1) on hard disk

Table 12

Expected Resident Live Births by Birth Site and Mother's Residence, 1995

| Birth Site                      | Resident    | MCA #             |                |                   |                     |                  |                     |                |                    |                             |                   |
|---------------------------------|-------------|-------------------|----------------|-------------------|---------------------|------------------|---------------------|----------------|--------------------|-----------------------------|-------------------|
|                                 | Live Births | MCA #1<br>Berwick | MCA #2<br>York | MCA #3<br>Sanford | MCA #4<br>Kennebunk | MCA #5<br>Buxton | MCA #6<br>Biddeford | MCA #7<br>Saco | MCA #8<br>Scarboro | MCA #9<br>South<br>Portland | MCA #10<br>Gorham |
| All Resident Births             | 17,237      | 411               | 311            | 466               | 212                 | 264              | 390                 | 297            | 147                | 460                         | 176               |
| All Acute Care Facilities       | 15,971      | 33                | 109            | 388               | 198                 | 263              | 381                 | 288            | 146                | 459                         | 175               |
| Bath Memorial                   | 259         |                   |                |                   |                     |                  |                     |                |                    |                             |                   |
| Blue Hill Memorial              | 340         |                   |                |                   |                     |                  |                     |                |                    |                             |                   |
| Calais Regional                 | 124         |                   |                |                   |                     |                  |                     |                |                    |                             |                   |
| Cary Medical Center             | 251         |                   |                |                   |                     |                  |                     |                |                    |                             |                   |
| Castine Community Hosp          | 0           |                   |                |                   |                     |                  |                     |                |                    |                             |                   |
| Central Maine Med Ctr           | 1,072       |                   |                |                   |                     |                  |                     |                |                    |                             |                   |
| Down East Community Hospital    | 184         |                   |                |                   |                     |                  |                     |                |                    |                             |                   |
| Eastern Maine Med Ctr           | 1,805       |                   |                |                   |                     |                  |                     |                |                    | 2                           | 2                 |
| Franklin Memorial Hosp          | 563         |                   |                |                   |                     |                  |                     |                |                    |                             |                   |
| Henrietta D Goodall Hosp        | 417         | 19                | 34             | 299               | 15                  | 32               | 13                  | 3              |                    | 1                           |                   |
| Houlton Regional Hosp           | 218         |                   |                |                   |                     |                  |                     |                |                    |                             |                   |
| Jackson Brook Institute         | 0           |                   |                |                   |                     |                  |                     |                |                    |                             |                   |
| James A. Taylor Hospital        | 31          |                   |                |                   |                     |                  |                     |                |                    |                             |                   |
| Kennebec Valley Medical Center  | 715         |                   |                |                   |                     |                  |                     |                |                    |                             |                   |
| Maine Coast Memorial Hosp       | 203         |                   |                |                   |                     |                  |                     |                |                    |                             |                   |
| Maine Medical Center            | 2,839       | 8                 | 31             | 52                | 55                  | 154              | 103                 | 131            | 104                | 351                         | 114               |
| Mayo Regional Hosp              | 297         |                   |                |                   |                     |                  |                     |                |                    |                             |                   |
| Mercy Hospital                  | 621         | 2                 | 3              | 4                 | 4                   | 35               | 13                  | 20             | 23                 | 89                          | 42                |
| Mid-Maine Medical Center        | 1,135       |                   |                |                   |                     |                  |                     |                |                    |                             |                   |
| Miles Memorial Hospital         | 167         |                   |                |                   |                     |                  |                     |                |                    |                             |                   |
| Millinocket Regional Hospital   | 173         |                   |                |                   |                     |                  |                     | 1              |                    |                             |                   |
| Mount Desert Island Hosp        | 111         |                   |                |                   |                     |                  |                     |                |                    |                             |                   |
| Northern Cumberland Mem Hosp    | 123         |                   |                |                   |                     |                  |                     |                | 1                  |                             |                   |
| Northern Maine Medical Center   | 102         |                   |                |                   |                     |                  |                     |                |                    |                             |                   |
| Osteopathic Hospital of Maine   | 400         |                   | 7              | 6                 | 19                  | 26               | 33                  | 31             | 16                 | 15                          | 16                |
| Parkview Memorial Hospital      | 813         |                   |                |                   |                     |                  |                     |                | 1                  |                             | 1                 |
| Penobscot Bay Medical Center    | 551         |                   |                |                   |                     |                  |                     |                |                    |                             |                   |
| Penobscot Valley Hospital       | 113         |                   |                |                   |                     |                  |                     |                |                    |                             |                   |
| Redington-Fairview General Hosp | 193         |                   |                |                   |                     |                  |                     |                |                    |                             |                   |
| Regional Memorial Hospital      | 1           |                   |                |                   |                     |                  |                     |                |                    |                             |                   |
| Rumford Community Hospital      | 105         |                   |                |                   |                     |                  |                     |                |                    |                             |                   |
| Sebastiack Valley Hospital      | 2           |                   |                |                   |                     |                  |                     |                |                    |                             |                   |
| Southern Maine Medical Center   | 523         | 4                 | 31             | 28                | 105                 | 15               | 218                 | 102            | 1                  |                             |                   |
| St Andrew's Hospital            | 34          |                   |                |                   |                     |                  |                     |                |                    |                             |                   |
| St Joseph Hospital              | 0           |                   |                |                   |                     |                  |                     |                |                    |                             |                   |
| St Mary's General Hospital      | 471         |                   |                |                   |                     |                  |                     |                |                    |                             |                   |
| Stephens Memorial Hospital      | 325         |                   |                |                   |                     |                  |                     |                |                    |                             |                   |
| The Aroostook Medical Center    | 333         |                   |                |                   |                     |                  |                     |                |                    |                             |                   |
| Van Buren Community Hospital    | 0           |                   |                |                   |                     |                  |                     |                |                    |                             |                   |
| Waldo County General Hosp       | 210         |                   |                |                   |                     |                  |                     |                |                    |                             |                   |
| Waterville Osteopathic Hosp     | 145         |                   |                |                   |                     |                  |                     |                |                    |                             |                   |
| Westbrook Community Hosp        | 1           |                   |                |                   |                     |                  |                     |                |                    |                             |                   |
| York Hospital                   | 1           |                   | 1              |                   |                     |                  |                     |                |                    |                             |                   |
| Other Birth Sites               | 1,266       | 378               | 202            | 78                | 14                  | 1                | 9                   | 9              | 1                  | 1                           | 1                 |

NOTES: Mid-Maine Medical Center includes Charles A. Dean Hospital, and The Aroostook Medical Center includes Community General Hospital and A. R. Gould Memorial Hospital. MCA=Maine Community Area. Expected births by area are from Table 9 of this report, and are distributed by birth site using the proportions from table 10.

Table Prepared by Office of Data, Research, and Vital Statistics; Maine Department of Human Services. December, 1987.

filename: BIRTHS95(CA1) on hard disk



Table 12 (Con't.)

## Expected Resident Live Births by Birth Site and Mother's Residence, 1995

| Birth Site                      | MCA #11<br>Westbrook | MCA #12<br>Portland | MCA #13<br>Baldwin | MCA #14<br>Gray | MCA #15<br>Falmouth | MCA #16<br>Brunswick | MCA #17<br>Freeport | MCA #18<br>Bath | MCA #19<br>Damariscotta |
|---------------------------------|----------------------|---------------------|--------------------|-----------------|---------------------|----------------------|---------------------|-----------------|-------------------------|
| All Resident Births             | 208                  | 922                 | 265                | 296             | 162                 | 361                  | 273                 | 272             | 255                     |
| All Acute Care Facilities       | 206                  | 911                 | 257                | 291             | 162                 | 356                  | 272                 | 266             | 245                     |
| Bath Memorial                   |                      | 1                   |                    |                 |                     | 23                   | 1                   | 138             | 61                      |
| Blue Hill Memorial              |                      |                     |                    |                 |                     |                      |                     |                 | 1                       |
| Calais Regional                 |                      |                     |                    |                 |                     |                      |                     |                 |                         |
| Cary Medical Center             |                      |                     |                    |                 |                     |                      |                     |                 |                         |
| Castine Community Hosp          |                      |                     |                    |                 |                     |                      |                     |                 |                         |
| Central Maine Med Ctr           |                      | 1                   |                    | 13              | 1                   | 1                    | 5                   |                 |                         |
| Down East Community Hospital    |                      |                     |                    |                 |                     |                      |                     | 1               |                         |
| Eastern Maine Med Ctr           |                      | 1                   |                    |                 |                     | 3                    |                     |                 |                         |
| Franklin Memorial Hosp          |                      |                     |                    |                 |                     |                      |                     |                 |                         |
| Henrietta D Goodall Hosp        |                      |                     |                    |                 |                     |                      |                     |                 |                         |
| Houlton Regional Hosp           |                      |                     |                    |                 |                     |                      |                     |                 |                         |
| Jackson Brook Institute         |                      |                     |                    |                 |                     |                      |                     |                 |                         |
| James A. Taylor Hospital        |                      |                     |                    | 1               |                     |                      |                     |                 |                         |
| Kennebec Valley Medical Center  |                      |                     |                    |                 |                     | 1                    |                     | 1               | 1                       |
| Maine Coast Memorial Hosp       |                      |                     |                    |                 |                     |                      |                     |                 |                         |
| Maine Medical Center            | 131                  | 650                 | 184                | 189             | 125                 | 14                   | 146                 | 4               | 10                      |
| Mayo Regional Hosp              |                      |                     |                    |                 |                     |                      |                     |                 |                         |
| Mercy Hospital                  | 42                   | 175                 | 30                 | 49              | 25                  | 2                    | 31                  |                 |                         |
| Mid-Maine Medical Center        |                      |                     |                    |                 |                     |                      |                     |                 | 1                       |
| Miles Memorial Hospital         |                      |                     |                    |                 |                     | 3                    |                     | 17              | 94                      |
| Millinocket Regional Hospital   |                      |                     |                    |                 |                     |                      |                     |                 |                         |
| Mount Desert Island Hosp        |                      |                     |                    |                 |                     |                      |                     |                 |                         |
| Northern Cumberland Mem Hosp    |                      |                     | 8                  | 1               |                     |                      |                     |                 |                         |
| Northern Maine Medical Center   |                      |                     |                    |                 |                     |                      |                     |                 |                         |
| Osteopathic Hospital of Maine   | 31                   | 79                  | 30                 | 34              | 8                   |                      | 19                  |                 |                         |
| Parkview Memorial Hospital      |                      | 1                   |                    | 1               | 2                   | 305                  | 69                  | 102             | 26                      |
| Penobscot Bay Medical Center    |                      |                     |                    |                 |                     |                      |                     |                 | 15                      |
| Penobscot Valley Hospital       |                      |                     |                    |                 |                     |                      |                     |                 |                         |
| Redington-Fairview General Hosp |                      |                     |                    |                 |                     |                      |                     |                 |                         |
| Regional Memorial Hospital      |                      |                     |                    |                 |                     | 1                    |                     |                 |                         |
| Rumford Community Hospital      |                      | 1                   |                    |                 |                     |                      |                     | 1               |                         |
| Sebasticook Valley Hospital     |                      |                     |                    |                 |                     |                      |                     |                 |                         |
| Southern Maine Medical Center   | 1                    | 2                   | 2                  | 1               |                     | 1                    | 1                   | 2               | 32                      |
| St Andrew's Hospital            |                      |                     |                    |                 |                     |                      |                     |                 |                         |
| St Joseph Hospital              |                      |                     |                    |                 |                     |                      |                     |                 |                         |
| St Mary's General Hospital      | 1                    |                     |                    | 2               |                     |                      |                     | 2               |                         |
| Stephens Memorial Hospital      |                      |                     | 1                  |                 |                     |                      |                     |                 |                         |
| The Aroostook Medical Center    |                      |                     |                    |                 |                     |                      |                     |                 |                         |
| Van Buren Community Hospital    |                      |                     |                    |                 |                     |                      |                     |                 |                         |
| Waldo County General Hosp       |                      |                     |                    |                 |                     |                      |                     |                 |                         |
| Waterville Osteopathic Hosp     |                      |                     |                    |                 |                     | 1                    |                     |                 | 4                       |
| Westbrook Community Hosp        |                      | 1                   |                    |                 |                     |                      |                     |                 |                         |
| York Hospital                   |                      |                     |                    |                 |                     |                      |                     |                 |                         |
| Other Birth Sites               | 2                    | 11                  | 8                  | 5               |                     | 5                    | 1                   | 6               | 10                      |

NOTES: Mid-Maine Medical Center includes Charles A. Dean Hospital, and The Aroostook Medical Center includes Community General Hospital and A. R. Gould Memorial Hospital. MCA=Maine Community Area. Expected births by area are from Table 9 of this report, and are distributed by birth site using the proportions from table 10.

Table Prepared by Office of Data, Research, and Vital Statistics; Maine Department of Human Services. December, 1987.

filename: BIRTHS95(CA1) on hard disk

Table 12 (Con't.)

## Expected Resident Live Births by Birth Site and Mother's Residence, 1995

| Birth Site                      | MCA #20  | MCA #21           | MCA #22 | MCA #23 | MCA #24 | MCA #25 | MCA #26 | MCA #27 | MCA #28 | MCA #29 |
|---------------------------------|----------|-------------------|---------|---------|---------|---------|---------|---------|---------|---------|
|                                 | Bridgton | New<br>Gloucester |         |         |         |         |         |         |         |         |
| All Resident Births             | 328      | 179               | 320     | 552     | 261     | 175     | 369     | 219     | 344     | 295     |
| All Acute Care Facilities       | 287      | 175               | 315     | 547     | 261     | 173     | 362     | 214     | 332     | 273     |
| Bath Memorial                   |          |                   |         | 1       | 2       | 6       | 11      | 4       | 3       | 1       |
| Blue Hill Memorial              |          |                   |         |         |         |         |         |         |         |         |
| Calais Regional                 |          |                   |         |         |         |         |         |         |         |         |
| Gary Medical Center             |          |                   |         |         |         |         |         |         |         |         |
| Castine Community Hosp          |          |                   |         |         |         |         |         |         |         |         |
| Central Maine Med Ctr           | 5        | 87                | 200     | 336     | 105     | 8       | 29      | 3       |         | 1       |
| Down East Community Hospital    |          |                   |         |         |         |         |         |         |         |         |
| Eastern Maine Med Ctr           |          | 1                 |         |         |         |         | 2       |         | 1       | 4       |
| Franklin Memorial Hosp          |          |                   |         |         |         |         | 1       |         |         |         |
| Henrietta D Goodall Hosp        |          |                   |         |         |         |         |         |         |         |         |
| Houlton Regional Hosp           |          |                   |         |         |         |         |         |         |         |         |
| Jackson Brook Institute         |          |                   |         |         |         |         |         |         |         |         |
| James A. Taylor Hospital        |          |                   |         |         |         |         |         | 1       |         |         |
| Kennebec Valley Medical Center  |          |                   |         | 1       | 2       | 1       | 217     | 93      | 5       |         |
| Maine Coast Memorial Hosp       |          |                   |         |         |         |         |         |         |         |         |
| Maine Medical Center            | 115      | 19                | 8       | 7       | 13      | 11      | 8       | 4       | 13      | 4       |
| Mayo Regional Hosp              |          |                   |         |         |         |         |         |         |         |         |
| Mercy Hospital                  | 20       | 4                 |         | 1       | 1       |         |         |         |         |         |
| Mid-Maine Medical Center        | 1        |                   |         |         |         |         | 23      | 84      | 1       |         |
| Miles Memorial Hospital         |          |                   |         |         |         |         | 5       | 8       | 35      | 3       |
| Millinocket Regional Hospital   |          |                   |         |         |         |         |         |         |         |         |
| Mount Desert Island Hosp        |          |                   |         |         |         |         |         |         |         |         |
| Northern Cumberland Mem Hosp    | 104      | 3                 |         |         |         |         |         |         |         |         |
| Northern Maine Medical Center   |          |                   |         |         |         |         |         |         |         |         |
| Osteopathic Hospital of Maine   | 19       | 2                 | 1       | 1       | 2       | 1       |         |         |         |         |
| Parkview Memorial Hospital      |          |                   | 1       | 6       | 86      | 144     | 52      | 6       | 1       | 1       |
| Penobscot Bay Medical Center    |          |                   |         |         |         |         | 1       | 5       | 265     | 245     |
| Penobscot Valley Hospital       |          |                   |         |         |         |         | 1       |         |         |         |
| Redington-Fairview General Hosp |          |                   |         |         |         |         |         |         |         |         |
| Regional Memorial Hospital      |          |                   |         |         |         |         |         |         |         |         |
| Rumford Community Hospital      |          |                   |         |         |         |         |         |         |         |         |
| Sebastiack Valley Hospital      |          |                   |         |         |         |         |         |         |         |         |
| Southern Maine Medical Center   |          |                   | 1       | 3       |         |         |         | 1       |         |         |
| St Andrew's Hospital            |          |                   |         |         |         |         |         |         |         |         |
| St Joseph Hospital              |          |                   |         |         |         |         |         |         |         |         |
| St Mary's General Hospital      | 2        | 39                | 99      | 189     | 49      | 3       | 10      |         |         |         |
| Stephens Memorial Hospital      | 21       | 20                | 5       | 2       |         |         |         |         |         |         |
| The Aroostook Medical Center    |          |                   |         |         |         |         |         |         |         |         |
| Van Buren Community Hospital    |          |                   |         |         |         |         |         |         |         |         |
| Waldo County General Hosp       |          |                   |         |         |         |         |         | 1       | 5       | 12      |
| Waterville Osteopathic Hosp     |          |                   |         | 1       |         |         | 1       | 2       | 3       | 1       |
| Westbrook Community Hosp        |          |                   |         |         |         |         |         |         |         |         |
| York Hospital                   |          |                   |         |         |         |         |         |         |         |         |
| Other Birth Sites               | 41       | 4                 | 5       | 5       |         | 2       | 7       | 5       | 12      | 22      |

NOTES: Mid-Maine Medical Center includes Charles A. Dean Hospital, and The Aroostook Medical Center includes Community General Hospital and A. R. Gould Memorial Hospital. MCA=Maine Community Area. Expected births by area are from Table 9 of this report, and are distributed by birth site using the proportions from table 10.

Table Prepared by Office of Data, Research, and Vital Statistics; Maine Department of Human Services. December, 1987.

filename: BIRTHS95(CA1) on hard disk

Table 12 (Con't.)

Expected Resident Live Births by Birth Site and Mother's Residence, 1995

| Birth Site                      | MCA #30<br>Norway | MCA #31<br>Leeds | MCA #32<br>Monmouth | MCA #33<br>Augusta | MCA #34<br>Bethel | MCA #35<br>Jay | MCA #36<br>Belgrade | MCA #37<br>Waterville | MCA #38<br>Brooks | MCA #39<br>Belfast |
|---------------------------------|-------------------|------------------|---------------------|--------------------|-------------------|----------------|---------------------|-----------------------|-------------------|--------------------|
| All Resident Births             | 244               | 154              | 215                 | 365                | 165               | 143            | 169                 | 330                   | 169               | 164                |
| All Acute Care Facilities       | 239               | 151              | 213                 | 361                | 158               | 143            | 168                 | 328                   | 149               | 144                |
| Bath Memorial                   |                   |                  | 1                   | 2                  |                   | 1              |                     |                       | 2                 |                    |
| Blue Hill Memorial              |                   |                  |                     | 1                  |                   |                |                     |                       | 1                 | 1                  |
| Calais Regional                 |                   |                  |                     |                    |                   |                |                     |                       |                   |                    |
| Cary Medical Center             |                   |                  |                     |                    |                   |                |                     |                       |                   |                    |
| Castine Community Hosp          |                   |                  |                     |                    |                   |                |                     |                       |                   |                    |
| Central Maine Med Ctr           | 27                | 108              | 69                  | 7                  | 20                | 28             | 1                   |                       |                   |                    |
| Down East Community Hospital    |                   |                  |                     |                    |                   |                |                     |                       |                   |                    |
| Eastern Maine Med Ctr           | 1                 |                  |                     |                    |                   |                | 1                   | 1                     | 10                | 6                  |
| Franklin Memorial Hosp          | 1                 | 3                | 20                  |                    | 38                | 95             | 2                   |                       |                   |                    |
| Henrietta D Goodall Hosp        |                   |                  |                     |                    |                   |                |                     |                       |                   |                    |
| Houlton Regional Hosp           |                   |                  |                     |                    |                   |                |                     |                       |                   |                    |
| Jackson Brook Institute         |                   |                  |                     |                    |                   |                |                     |                       |                   |                    |
| James A. Taylor Hospital        |                   |                  |                     |                    |                   |                |                     |                       |                   |                    |
| Kennebec Valley Medical Center  |                   | 2                | 80                  | 284                |                   | 1              | 18                  | 1                     | 3                 |                    |
| Maine Coast Memorial Hosp       |                   |                  |                     |                    |                   |                |                     |                       |                   | 1                  |
| Maine Medical Center            | 15                | 1                | 6                   | 9                  | 2                 | 6              | 2                   | 5                     | 1                 | 1                  |
| Mayo Regional Hosp              |                   |                  |                     |                    |                   |                |                     |                       |                   |                    |
| Mercy Hospital                  | 2                 |                  |                     |                    |                   |                |                     | 1                     |                   |                    |
| Mid-Maine Medical Center        |                   | 1                | 17                  | 49                 |                   |                | 135                 | 294                   | 37                | 5                  |
| Miles Memorial Hospital         |                   |                  |                     | 1                  |                   |                |                     |                       | 1                 |                    |
| Millinocket Regional Hospital   |                   |                  |                     |                    |                   |                |                     |                       |                   |                    |
| Mount Desert Island Hosp        |                   |                  |                     |                    |                   |                |                     |                       |                   |                    |
| Northern Cumberland Mem Hosp    | 5                 |                  |                     |                    |                   | 1              |                     |                       |                   |                    |
| Northern Maine Medical Center   |                   |                  |                     |                    |                   |                |                     |                       |                   |                    |
| Osteopathic Hospital of Maine   | 1                 |                  |                     |                    |                   |                |                     |                       |                   |                    |
| Parkview Memorial Hospital      |                   |                  |                     | 2                  |                   |                |                     |                       |                   |                    |
| Penobscot Bay Medical Center    |                   |                  |                     |                    |                   |                |                     |                       | 3                 | 17                 |
| Penobscot Valley Hospital       |                   |                  |                     |                    |                   |                |                     |                       |                   |                    |
| Redington-Fairview General Hosp |                   |                  |                     |                    |                   |                | 1                   | 1                     |                   |                    |
| Regional Memorial Hospital      |                   |                  |                     |                    |                   |                |                     |                       |                   |                    |
| Rumford Community Hospital      | 2                 |                  |                     |                    | 17                |                |                     |                       |                   |                    |
| Sebasticook Valley Hospital     |                   |                  |                     |                    |                   |                |                     |                       |                   |                    |
| Southern Maine Medical Center   |                   |                  |                     |                    |                   | 1              |                     |                       |                   |                    |
| St Andrew's Hospital            |                   |                  |                     |                    |                   |                |                     |                       |                   |                    |
| St Joseph Hospital              |                   |                  |                     |                    |                   |                |                     |                       |                   |                    |
| St Mary's General Hospital      | 12                | 25               | 12                  |                    | 6                 | 9              |                     |                       |                   |                    |
| Stephens Memorial Hospital      | 172               | 12               |                     |                    | 74                | 1              |                     |                       |                   |                    |
| The Aroostook Medical Center    |                   |                  |                     |                    |                   |                |                     |                       |                   |                    |
| Van Buren Community Hospital    |                   |                  |                     |                    |                   |                |                     |                       |                   |                    |
| Waldo County General Hosp       |                   |                  |                     |                    |                   |                |                     |                       | 58                | 113                |
| Waterville Osteopathic Hosp     |                   |                  | 6                   | 5                  |                   |                | 8                   | 24                    | 32                |                    |
| Westbrook Community Hosp        |                   |                  |                     |                    |                   |                |                     |                       |                   |                    |
| York Hospital                   |                   |                  |                     |                    |                   |                |                     |                       |                   |                    |
| Other Birth Sites               | 5                 | 3                | 2                   | 4                  | 7                 |                | 1                   | 2                     | 20                | 20                 |

NOTES: Mid-Maine Medical Center includes Charles A. Dean Hospital, and The Aroostook Medical Center includes Community General Hospital and A. R. Gould Memorial Hospital. MCA=Maine Community Area. Expected births by area are from Table 9 of this report, and are distributed by birth site using the proportions from table 10.

Table Prepared by Office of Data, Research, and Vital Statistics; Maine Department of Human Services. December, 1987.

filename: BIRTHS95(CA1) on hard disk

Table 12 (Con't.)

## Expected Resident Live Births by Birth Site and Mother's Residence, 1995

| Birth Site                      | MCA #40<br>Bucksport | MCA #41<br>Rumford | MCA #42<br>Farmington | MCA #43<br>Skowhegan | MCA #44<br>Fairfield | MCA #45<br>Pittsfield | MCA #46<br>Rangely | MCA #47<br>Greenville | MCA #48<br>Dover-<br>Foxcroft |
|---------------------------------|----------------------|--------------------|-----------------------|----------------------|----------------------|-----------------------|--------------------|-----------------------|-------------------------------|
| All Resident Births             | 174                  | 180                | 211                   | 203                  | 200                  | 151                   | 262                | 211                   | 253                           |
| All Acute Care Facilities       | 170                  | 178                | 205                   | 200                  | 200                  | 149                   | 255                | 204                   | 250                           |
| Bath Memorial                   |                      |                    |                       |                      |                      |                       |                    |                       |                               |
| Blue Hill Memorial              | 33                   |                    |                       |                      |                      |                       |                    |                       |                               |
| Calais Regional                 |                      |                    |                       |                      |                      |                       |                    |                       |                               |
| Cary Medical Center             |                      |                    |                       |                      |                      |                       |                    |                       |                               |
| Castine Community Hosp          |                      |                    |                       |                      |                      |                       |                    |                       |                               |
| Central Maine Med Ctr           |                      | 11                 | 1                     | 1                    |                      |                       | 4                  |                       |                               |
| Down East Community Hospital    |                      |                    |                       |                      |                      |                       |                    |                       |                               |
| Eastern Maine Med Ctr           | 112                  | 53                 | 2                     | 6                    | 1                    | 22                    | 2                  | 22                    | 52                            |
| Franklin Memorial Hosp          |                      |                    | 191                   | 9                    |                      |                       | 146                | 2                     |                               |
| Henrietta D Goodall Hosp        |                      |                    |                       |                      |                      |                       |                    |                       |                               |
| Houlton Regional Hosp           |                      |                    |                       |                      |                      |                       |                    |                       |                               |
| Jackson Brook Institute         |                      |                    |                       |                      |                      |                       |                    |                       |                               |
| James A. Taylor Hospital        | 1                    |                    |                       |                      |                      | 2                     |                    |                       |                               |
| Kennebec Valley Medical Center  |                      |                    |                       | 1                    | 1                    |                       |                    |                       |                               |
| Maine Coast Memorial Hosp       | 3                    |                    |                       |                      |                      |                       |                    |                       |                               |
| Maine Medical Center            | 2                    | 1                  | 5                     | 2                    |                      | 1                     | 1                  |                       | 2                             |
| Mayo Regional Hosp              |                      |                    |                       |                      |                      | 1                     |                    | 82                    | 184                           |
| Mercy Hospital                  |                      | 1                  |                       |                      |                      |                       |                    |                       |                               |
| Mid-Maine Medical Center        | 1                    |                    |                       | 79                   | 162                  | 102                   | 47                 | 60                    | 3                             |
| Miles Memorial Hospital         |                      |                    |                       |                      |                      |                       |                    |                       |                               |
| Millinocket Regional Hospital   |                      |                    |                       |                      |                      |                       |                    |                       | 7                             |
| Mount Desert Island Hosp        |                      |                    |                       |                      |                      |                       |                    |                       |                               |
| Northern Cumberland Mem Hosp    |                      |                    |                       |                      |                      |                       |                    |                       |                               |
| Northern Maine Medical Center   |                      |                    |                       |                      |                      |                       |                    |                       |                               |
| Osteopathic Hospital of Maine   |                      |                    |                       |                      |                      |                       |                    |                       |                               |
| Parkview Memorial Hospital      |                      |                    |                       | 2                    |                      |                       |                    | 1                     |                               |
| Penobscot Bay Medical Center    |                      |                    |                       |                      |                      |                       |                    |                       |                               |
| Penobscot Valley Hospital       |                      |                    |                       |                      |                      |                       |                    |                       | 1                             |
| Redington-Fairview General Hosp |                      |                    | 2                     | 90                   | 3                    | 10                    | 50                 | 35                    |                               |
| Regional Memorial Hospital      |                      |                    |                       |                      |                      |                       |                    |                       |                               |
| Rumford Community Hospital      |                      | 85                 |                       |                      |                      |                       |                    |                       |                               |
| Sebasticook Valley Hospital     |                      |                    |                       |                      |                      | 1                     |                    |                       |                               |
| Southern Maine Medical Center   |                      |                    | 2                     |                      |                      |                       |                    |                       |                               |
| St Andrew's Hospital            |                      |                    |                       |                      |                      |                       |                    |                       |                               |
| St Joseph Hospital              |                      |                    |                       |                      |                      |                       |                    |                       |                               |
| St Mary's General Hospital      |                      | 11                 |                       |                      |                      |                       |                    |                       |                               |
| Stephens Memorial Hospital      |                      | 16                 | 1                     |                      |                      |                       |                    |                       |                               |
| The Aroostook Medical Center    |                      |                    |                       |                      |                      |                       |                    |                       |                               |
| Van Buren Community Hospital    |                      |                    |                       |                      |                      |                       |                    |                       |                               |
| Waldo County General Hosp       | 17                   |                    |                       |                      | 1                    |                       |                    |                       |                               |
| Waterville Osteopathic Hosp     |                      |                    |                       | 8                    | 31                   | 7                     | 5                  | 1                     |                               |
| Westbrook Community Hosp        |                      |                    |                       |                      |                      |                       |                    |                       |                               |
| York Hospital                   |                      |                    |                       |                      |                      |                       |                    |                       |                               |
| Other Birth Sites               | 4                    | 2                  | 6                     | 3                    |                      | 2                     | 7                  | 7                     | 3                             |

NOTES: Mid-Maine Medical Center includes Charles A. Dean Hospital, and The Aroostook Medical Center includes Community General Hospital and A. R. Gould Memorial Hospital. MCA=Maine Community Area. Expected births by area are from Table 9 of this report, and are distributed by birth site using the proportions from table 10.

Table Prepared by Office of Data, Research, and Vital Statistics; Maine Department of Human Services. December, 1987.

filename: BIRTHS95(CA1) on hard disk

Table 12 (Con't.)

Expected Resident Live Births by Birth Site and Mother's Residence, 1995

| Birth Site                      | MCA #49 | MCA #50 | MCA #51  | MCA #52 | MCA #53 | MCA #54   | MCA #55   | MCA #56    | MCA #57 | MCA #58 |
|---------------------------------|---------|---------|----------|---------|---------|-----------|-----------|------------|---------|---------|
|                                 | Corinth | Bangor  | Old Town | Orono   | Brewer  | Ellsworth | Deer Isle | Bar Harbor | Machias | Calais  |
| All Resident Births             | 217     | 734     | 213      | 82      | 260     | 180       | 171       | 232        | 245     | 209     |
| All Acute Care Facilities       | 214     | 725     | 209      | 82      | 254     | 180       | 165       | 224        | 242     | 178     |
| Bath Memorial                   |         |         |          |         |         |           |           |            |         |         |
| Blue Hill Memorial              |         |         |          |         |         | 74        | 140       | 53         | 36      |         |
| Calais Regional                 |         |         |          |         |         |           |           |            | 2       | 122     |
| Cary Medical Center             |         | 1       |          |         |         |           |           |            |         |         |
| Castine Community Hosp          |         |         |          |         |         |           |           |            |         |         |
| Central Maine Med Ctr           |         |         |          |         |         |           |           |            |         |         |
| Down East Community Hospital    |         |         |          |         |         |           |           | 2          | 140     | 41      |
| Eastern Maine Med Ctr           | 156     | 692     | 201      | 81      | 249     | 21        | 13        | 10         | 15      | 10      |
| Franklin Memorial Hosp          |         |         |          |         |         |           |           |            |         |         |
| Henrietta D Goodall Hosp        |         |         |          |         |         |           |           |            |         |         |
| Houlton Regional Hosp           |         |         |          |         |         |           |           |            |         | 1       |
| Jackson Brook Institute         |         |         |          |         |         |           |           |            |         |         |
| James A. Taylor Hospital        | 5       | 14      | 3        | 1       | 2       |           |           |            |         |         |
| Kennebec Valley Medical Center  |         |         |          |         |         |           |           |            |         | 1       |
| Maine Coast Memorial Hosp       |         | 5       |          |         | 3       | 72        | 11        | 63         | 44      |         |
| Maine Medical Center            | 1       | 2       | 4        |         |         |           |           | 1          | 2       |         |
| Mayo Regional Hosp              | 27      |         |          |         |         |           |           |            |         |         |
| Mercy Hospital                  |         |         |          |         |         |           |           |            |         |         |
| Mid-Maine Medical Center        | 19      | 5       |          |         |         |           |           |            |         | 1       |
| Miles Memorial Hospital         |         |         |          |         |         |           |           |            |         |         |
| Millinocket Regional Hospital   |         |         |          |         |         |           |           |            |         | 1       |
| Mount Desert Island Hosp        |         |         |          |         |         | 13        | 1         | 94         | 2       |         |
| Northern Cumberland Mem Hosp    |         |         |          |         |         |           |           |            |         |         |
| Northern Maine Medical Center   |         |         |          |         |         |           |           |            |         |         |
| Osteopathic Hospital of Maine   |         |         |          |         |         |           |           |            |         |         |
| Parkview Memorial Hospital      |         | 1       |          |         |         |           |           |            |         |         |
| Penobscot Bay Medical Center    |         |         |          |         |         |           |           |            |         |         |
| Penobscot Valley Hospital       | 1       | 1       |          |         |         |           |           |            |         | 1       |
| Redington-Fairview General Hosp | 1       |         |          |         |         |           |           |            |         |         |
| Regional Memorial Hospital      |         |         |          |         |         |           |           |            |         |         |
| Rumford Community Hospital      |         |         |          |         |         |           |           |            |         |         |
| Sebasticook Valley Hospital     | 1       |         |          |         |         |           |           |            |         |         |
| Southern Maine Medical Center   |         |         |          |         |         |           |           |            |         |         |
| St Andrew's Hospital            |         |         |          |         |         |           |           |            |         |         |
| St Joseph Hospital              |         |         |          |         |         |           |           |            |         |         |
| St Mary's General Hospital      |         |         |          |         |         |           |           |            |         |         |
| Stephens Memorial Hospital      |         |         |          |         |         |           |           |            |         |         |
| The Aroostook Medical Center    |         | 1       |          |         |         |           |           |            |         |         |
| Van Buren Community Hospital    |         |         |          |         |         |           |           |            |         |         |
| Waldo County General Hosp       |         | 2       |          |         |         |           |           |            |         |         |
| Waterville Osteopathic Hosp     | 2       |         |          |         |         |           |           |            |         |         |
| Westbrook Community Hosp        |         |         |          |         |         |           |           |            |         |         |
| York Hospital                   |         |         |          |         |         |           |           |            |         |         |
| Other Birth Sites               | 3       | 9       | 4        |         | 6       |           | 6         | 8          | 3       | 31      |

NOTES: Mid-Maine Medical Center includes Charles A. Dean Hospital, and The Aroostook Medical Center includes Community General Hospital and A. R. Gould Memorial Hospital. MCA=Maine Community Area. Expected births by area are from Table 9 of this report, and are distributed by birth site using the proportions from table 10.

Table Prepared by Office of Data, Research, and Vital Statistics; Maine Department of Human Services. December, 1987.

filename: BIRTHS95(CA1) on hard disk

Table 12 (Con't.)

## Expected Resident Live Births by Birth Site and Mother's Residence, 1995

| Birth Site                      | Residents of       |                        |                    |                         |                           |                    |                      |                      |                     |
|---------------------------------|--------------------|------------------------|--------------------|-------------------------|---------------------------|--------------------|----------------------|----------------------|---------------------|
|                                 | MCA #59<br>Lincoln | MCA #60<br>Millinocket | MCA #61<br>Houlton | MCA #62<br>Presque Isle | MCA #63<br>Fort Fairfield | MCA #64<br>Caribou | MCA #65<br>Madawaska | MCA #66<br>Fort Kent | Unassigned<br>Areas |
| All Resident Births             | 183                | 175                    | 242                | 331                     | 206                       | 152                | 94                   | 127                  | 31                  |
| All Acute Care Facilities       | 181                | 173                    | 241                | 295                     | 57                        | 110                | 84                   | 126                  | 24                  |
| Bath Memorial                   |                    |                        |                    |                         |                           |                    |                      |                      |                     |
| Blue Hill Memorial              |                    |                        |                    |                         |                           |                    |                      |                      |                     |
| Calais Regional                 |                    |                        |                    |                         |                           |                    |                      |                      |                     |
| Cary Medical Center             |                    |                        | 2                  | 51                      | 32                        | 92                 | 57                   | 17                   |                     |
| Castine Community Hosp          |                    |                        |                    |                         |                           |                    |                      |                      |                     |
| Central Maine Med Ctr           |                    |                        |                    |                         |                           |                    |                      |                      |                     |
| Down East Community Hospital    |                    |                        |                    |                         |                           |                    |                      |                      |                     |
| Eastern Maine Med Ctr           | 54                 | 31                     | 5                  |                         |                           | 2                  | 1                    | 3                    | 3                   |
| Franklin Memorial Hosp          | 1                  |                        |                    |                         |                           |                    |                      |                      |                     |
| Henrietta D Goodall Hosp        |                    |                        |                    |                         |                           |                    |                      |                      |                     |
| Houlton Regional Hosp           | 1                  | 12                     | 201                | 2                       |                           |                    |                      |                      | 1                   |
| Jackson Brook Institute         |                    |                        |                    |                         |                           |                    |                      |                      |                     |
| James A. Taylor Hospital        |                    |                        |                    |                         |                           |                    |                      |                      |                     |
| Kennebec Valley Medical Center  |                    |                        |                    |                         |                           |                    |                      |                      |                     |
| Maine Coast Memorial Hosp       |                    |                        |                    |                         |                           |                    |                      |                      |                     |
| Maine Medical Center            | 2                  | 1                      |                    | 1                       | 1                         |                    | 1                    |                      | 2                   |
| Mayo Regional Hosp              | 1                  |                        |                    |                         |                           |                    |                      |                      | 1                   |
| Mercy Hospital                  |                    |                        |                    |                         |                           |                    |                      |                      |                     |
| Mid-Maine Medical Center        |                    |                        |                    |                         |                           |                    |                      |                      | 7                   |
| Miles Memorial Hospital         |                    |                        |                    |                         |                           |                    |                      |                      |                     |
| Millinocket Regional Hospital   | 16                 | 129                    | 15                 |                         |                           |                    |                      |                      | 3                   |
| Mount Desert Island Hosp        |                    |                        |                    |                         |                           |                    |                      |                      |                     |
| Northern Cumberland Mem Hosp    |                    |                        |                    |                         |                           |                    |                      |                      |                     |
| Northern Maine Medical Center   |                    |                        |                    |                         |                           |                    | 16                   | 86                   |                     |
| Osteopathic Hospital of Maine   |                    |                        |                    |                         |                           |                    |                      |                      |                     |
| Parkview Memorial Hospital      |                    |                        |                    |                         |                           |                    |                      |                      |                     |
| Penobscot Bay Medical Center    |                    |                        |                    |                         |                           |                    |                      |                      |                     |
| Penobscot Valley Hospital       | 106                |                        |                    |                         |                           |                    |                      |                      | 2                   |
| Redington-Fairview General Hosp |                    |                        |                    |                         |                           |                    |                      |                      |                     |
| Regional Memorial Hospital      |                    |                        |                    |                         |                           |                    |                      |                      |                     |
| Rumford Community Hospital      |                    |                        |                    |                         |                           |                    |                      |                      |                     |
| Sebasticook Valley Hospital     |                    |                        |                    |                         |                           |                    |                      |                      |                     |
| Southern Maine Medical Center   |                    |                        |                    |                         |                           |                    | 1                    |                      | 1                   |
| St Andrew's Hospital            |                    |                        |                    |                         |                           |                    |                      |                      |                     |
| St Joseph Hospital              |                    |                        |                    |                         |                           |                    |                      |                      |                     |
| St Mary's General Hospital      |                    |                        |                    |                         |                           |                    |                      |                      |                     |
| Stephens Memorial Hospital      |                    |                        |                    |                         |                           |                    |                      |                      |                     |
| The Aroostook Medical Center    | 1                  |                        | 18                 | 242                     | 24                        | 16                 | 8                    | 21                   | 2                   |
| Van Buren Community Hospital    |                    |                        |                    |                         |                           |                    |                      |                      |                     |
| Waldo County General Hosp       |                    |                        |                    |                         |                           |                    |                      |                      |                     |
| Waterville Osteopathic Hosp     |                    |                        |                    |                         |                           |                    |                      |                      |                     |
| Westbrook Community Hosp        |                    |                        |                    |                         |                           |                    |                      |                      |                     |
| York Hospital                   |                    |                        |                    |                         |                           |                    |                      |                      |                     |
| Other Birth Sites               | 2                  | 2                      | 1                  | 36                      | 149                       | 42                 | 10                   | 1                    | 7                   |

NOTES: Mid-Maine Medical Center includes Charles A. Dean Hospital, and The Aroostook Medical Center includes Community General Hospital and A. R. Gould Memorial Hospital. MCA=Maine Community Area. Expected births by area are from Table 9 of this report, and are distributed by birth site using the proportions from table 10.

Table Prepared by Office of Data, Research, and Vital Statistics; Maine Department of Human Services. December, 1987.

filename: BIRTHS95(CA1) on hard disk

Table 13

Resident, Non-Resident, and Total Live Births by Hospital; Actual 1986, Expected 1990 and 1995

| Facility Name                   | Actual 1986 Live Births |          |        | Expected 1990 Live Births |          |        | Expected 1995 Live Births |          |        |
|---------------------------------|-------------------------|----------|--------|---------------------------|----------|--------|---------------------------|----------|--------|
|                                 | Resident                | Non-Res. | Total  | Resident                  | Non-Res. | Total  | Resident                  | Non-Res. | Total  |
| All Facilities                  | 15,365                  | 101      | 15,466 | 17,198                    | 111      | 17,310 | 15,971                    | 105      | 16,075 |
| Bath Memorial                   | 280                     | 3        | 283    | 277                       | 3        | 280    | 259                       | 3        | 261    |
| Blue Hill Memorial              | 297                     | 0        | 297    | 357                       | 0        | 357    | 340                       | 0        | 340    |
| Calais Regional                 | 119                     | 1        | 120    | 139                       | 1        | 140    | 124                       | 1        | 125    |
| Cary Medical Center             | 303                     | 0        | 303    | 296                       | 0        | 296    | 251                       | 0        | 251    |
| Castine Community Hosp          | 0                       | 0        | 0      | 0                         | 0        | 0      | 0                         | 0        | 0      |
| Central Maine Med Ctr           | 1,056                   | 4        | 1,060  | 1,166                     | 4        | 1,170  | 1,072                     | 4        | 1,076  |
| Down East Community Hospital    | 164                     | 3        | 167    | 202                       | 4        | 205    | 184                       | 3        | 187    |
| Eastern Maine Med Ctr           | 1,687                   | 3        | 1,690  | 1,983                     | 4        | 1,987  | 1,805                     | 3        | 1,808  |
| Franklin Memorial Hosp          | 499                     | 0        | 499    | 610                       | 0        | 610    | 563                       | 0        | 563    |
| Henrietta D Goodall Hosp        | 406                     | 5        | 411    | 430                       | 5        | 436    | 417                       | 5        | 422    |
| Houlton Regional Hosp           | 225                     | 1        | 226    | 244                       | 1        | 245    | 218                       | 1        | 219    |
| Jackson Brook Institute         | 0                       | 0        | 0      | 0                         | 0        | 0      | 0                         | 0        | 0      |
| James A. Taylor Hospital        | 29                      | 0        | 29     | 34                        | 0        | 34     | 31                        | 0        | 31     |
| Kennebec Valley Medical Center  | 649                     | 0        | 649    | 771                       | 0        | 771    | 715                       | 0        | 715    |
| Maine Coast Memorial Hosp       | 192                     | 0        | 192    | 215                       | 0        | 215    | 203                       | 0        | 203    |
| Maine Medical Center            | 2,776                   | 56       | 2,832  | 3,018                     | 61       | 3,079  | 2,839                     | 57       | 2,896  |
| Mayo Regional Hosp              | 261                     | 0        | 261    | 317                       | 0        | 317    | 297                       | 0        | 297    |
| Mercy Hospital                  | 616                     | 1        | 617    | 662                       | 1        | 663    | 621                       | 1        | 622    |
| Mid-Maine Medical Center        | 1,031                   | 3        | 1,034  | 1,231                     | 4        | 1,234  | 1,135                     | 3        | 1,138  |
| Miles Memorial Hospital         | 150                     | 0        | 150    | 172                       | 0        | 172    | 167                       | 0        | 167    |
| Millinocket Regional Hospital   | 165                     | 0        | 165    | 196                       | 0        | 196    | 173                       | 0        | 173    |
| Mount Desert Island Hosp        | 115                     | 1        | 116    | 118                       | 1        | 119    | 111                       | 1        | 112    |
| Northern Cumberland Mem Hosp    | 110                     | 5        | 115    | 126                       | 6        | 132    | 123                       | 6        | 129    |
| Northern Maine Medical Center   | 111                     | 0        | 111    | 123                       | 0        | 123    | 102                       | 0        | 102    |
| Osteopathic Hospital of Maine   | 394                     | 1        | 395    | 423                       | 1        | 424    | 400                       | 1        | 401    |
| Parkview Memorial Hospital      | 817                     | 1        | 818    | 855                       | 1        | 856    | 813                       | 1        | 813    |
| Penobscot Bay Medical Center    | 518                     | 1        | 519    | 580                       | 1        | 581    | 551                       | 1        | 553    |
| Penobscot Valley Hospital       | 120                     | 0        | 120    | 125                       | 0        | 125    | 113                       | 0        | 113    |
| Redington-Fairview General Hosp | 172                     | 0        | 172    | 206                       | 0        | 206    | 193                       | 0        | 193    |
| Regional Memorial Hospital      | 1                       | 0        | 1      | 1                         | 0        | 1      | 1                         | 0        | 1      |
| Rumford Community Hospital      | 92                      | 1        | 93     | 117                       | 1        | 118    | 105                       | 1        | 106    |
| Sebastiack Valley Hospital      | 2                       | 0        | 2      | 2                         | 0        | 2      | 2                         | 0        | 2      |
| Southern Maine Medical Center   | 487                     | 8        | 495    | 546                       | 9        | 555    | 523                       | 9        | 531    |
| St Andrew's Hospital            | 28                      | 0        | 28     | 34                        | 0        | 34     | 34                        | 0        | 34     |
| St Joseph Hospital              | 0                       | 0        | 0      | 0                         | 0        | 0      | 0                         | 0        | 0      |
| St Mary's General Hospital      | 470                     | 0        | 470    | 515                       | 0        | 515    | 471                       | 0        | 471    |
| Stephens Memorial Hospital      | 307                     | 0        | 307    | 347                       | 0        | 347    | 325                       | 0        | 325    |
| The Arrostook Medical Center    | 364                     | 0        | 364    | 378                       | 0        | 378    | 333                       | 0        | 333    |
| Van Buren Community Hospital    | 0                       | 0        | 0      | 0                         | 0        | 0      | 0                         | 0        | 0      |
| Waldo County General Hosp       | 219                     | 2        | 221    | 224                       | 2        | 226    | 210                       | 2        | 212    |
| Waterville Osteopathic Hosp     | 131                     | 1        | 132    | 155                       | 1        | 157    | 145                       | 1        | 146    |
| Westbrook Community Hosp        | 1                       | 0        | 1      | 1                         | 0        | 1      | 1                         | 0        | 1      |
| York Hospital                   | 1                       | 0        | 1      | 2                         | 0        | 2      | 1                         | 0        | 1      |

NOTES: Mid-Maine Medical Center includes Charles A. Dean Hospital, and The Arrostook Medical Center includes Community General Hospital and A. R. Gould Memorial Hospital. Resident and Non-Resident Live Births for 1986 are from Table 10 in this report; Resident Live Births for 1990 and 1995 are from Tables 11 and 12. Total Live Births for 1990 and 1995 are calculated by multiplying the resident live births by the ratio of total to resident live births during 1986, the most recent year for which such data are available.

Table Prepared by Office of Data, Research, and Vital Statistics; Maine Department of Human Services. December, 1987.

filename: BIRTHS4(61) on disk 03-057

Table 14

## Actual Inpatient Days by Hospital and Type of Care, 1985

| Facility Name                 | Total Inpatient Days | Obstetrical Care |            |                    | Non-OB Inpatient Days | Psychiatric    |                | Intensive and Cardiac Care |                | Alcohol Rehab  |                | Medical-Surgical, Pediatric, and Medical Rehab |                |
|-------------------------------|----------------------|------------------|------------|--------------------|-----------------------|----------------|----------------|----------------------------|----------------|----------------|----------------|--|----------------|
|                               |                      | Inpatient Days   | Discharges | Avg Length of Stay |                       | Inpatient Days | Percent Non-OB | Inpatient Days             | Percent Non-OB | Inpatient Days | Percent Non-OB | Inpatient Days                                 | Percent Non-OB |
| All Facilities                | 1,061,334            | 62,972           |            |                    | 998,362               | 54,239         | 5.43%          | 69,873                     | 7.00%          | 46,323         | 4.64%          | 827,927  | 82.93%         |
| Bath Memorial                 | 8,385                | 805              | 238        | 3.38               | 7,580                 | 0              | 0.00%          | 544                        | 7.18%          | 0              | 0.00%          | 7,036  | 92.82%         |
| Blue Hill Memorial            | 7,209                | 1,003            | 374        | 2.68               | 6,206                 | 0              | 0.00%          | 517                        | 8.33%          | 0              | 0.00%          | 5,689  | 91.67%         |
| Calais Regional               | 7,710                | 642              | 182        | 3.53               | 7,068                 | 0              | 0.00%          | 579                        | 8.19%          | 0              | 0.00%          | 6,489  | 91.81%         |
| Cary Medical Center (1983)    | 18,269               | 1,328            | 391        | 3.40               | 16,941                | 0              | 0.00%          | 0                          | 0.00%          | 0              | 0.00%          | 16,941   | 100.00%        |
| Castine Community Hospital    | 1,174                | 0                |            |                    | 1,174                 | 0              | 0.00%          | 0                          | 0.00%          | 0              | 0.00%          | 1,174  | 100.00%        |
| Central Maine Med Center      | 58,578               | 3,254            | 1,318      | 2.47               | 55,324                | 0              | 0.00%          | 4,678                      | 8.46%          | 0              | 0.00%          | 50,646   | 91.54%         |
| Down East Community Hospital  | 9,311                | 653              | 234        | 2.79               | 8,658                 | 0              | 0.00%          | 0                          | 0.00%          | 0              | 0.00%          | 8,658  | 100.00%        |
| Eastern Maine Med Center      | 111,955              | 8,947            | 2,483      | 3.60               | 103,008               | 5,045          | 4.90%          | 8,338                      | 8.09%          | 11,956         | 11.61%         | 77,669   | 75.40%         |
| Franklin Memorial Hospital    | 16,923               | 1,498            | *          | 2.23               | 15,425                | 0              | 0.00%          | 886                        | 5.74%          | 0              | 0.00%          | 14,539   | 94.26%         |
| Henrietta D Goodall Hospital  | 18,364               | 1,842            | 576        | 3.20               | 16,522                | 0              | 0.00%          | 1,548                      | 9.37%          | 0              | 0.00%          | 14,974   | 90.63%         |
| Houlton Regional Hospital     | 12,085               | 1,223            | 305        | 4.01               | 10,862                | 0              | 0.00%          | 787                        | 7.25%          | 0              | 0.00%          | 10,075   | 92.75%         |
| Jackson Brook Institute       | 19,090               | 0                |            |                    | 19,090                | 11,410         | 59.77%         | 0                          | 0.00%          | 7,680          | 40.23%         | 0  | 0.00%          |
| James A. Taylor Hospital      | 4,266                | 91               | 38         | 2.39               | 4,175                 | 0              | 0.00%          | 252                        | 6.04%          | 0              | 0.00%          | 3,923  | 93.96%         |
| Kennebec Valley Med Center    | 48,406               | 3,540            | 935        | 3.79               | 44,866                | 3,588          | 8.00%          | 2,997                      | 6.68%          | 0              | 0.00%          | 38,281   | 85.32%         |
| Maine Coast Memorial Hosp     | 11,575               | 621              | 193        | 3.22               | 10,954                | 0              | 0.00%          | 1,456                      | 13.29%         | 0              | 0.00%          | 9,498  | 86.71%         |
| Maine Medical Center          | 174,427              | 10,828           | 3,075      | 3.52               | 163,599               | 9,338          | 5.71%          | 15,871                     | 9.70%          | 0              | 0.00%          | 138,390  | 84.59%         |
| Mayo Regional Hosp            | 12,441               | 0                |            |                    | 12,441                | 0              | 0.00%          | 578                        | 4.65%          | 0              | 0.00%          | 11,863   | 95.35%         |
| Mercy Hospital                | 60,596               | 2,215            | 667        | 3.32               | 58,381                | 0              | 0.00%          | 3,178                      | 5.44%          | 10,013         | 17.15%         | 45,190   | 77.41%         |
| Mid-Maine Medical Center      | 70,265               | 3,847            | *          | 3.81               | 66,418                | 8,221          | 12.38%         | 4,469                      | 6.73%          | 8,779          | 13.22%         | 44,949   | 67.68%         |
| Miles Memorial Hospital       | 5,502                | 424              | 206        | 2.06               | 5,078                 | 0              | 0.00%          | 427                        | 8.41%          | 0              | 0.00%          | 4,651  | 91.59%         |
| Millinocket Regional Hosp     | 7,978                | 765              | 252        | 3.04               | 7,213                 | 0              | 0.00%          | 276                        | 3.83%          | 0              | 0.00%          | 6,937  | 96.17%         |
| Mount Desert Island Hosp      | 10,948               | 243              | 83         | 2.93               | 10,705                | 0              | 0.00%          | 415                        | 3.88%          | 0              | 0.00%          | 10,290   | 96.12%         |
| No. Cumberland Mem Hosp       | 10,570               | 421              | 164        | 2.57               | 10,149                | 0              | 0.00%          | 1,037                      | 10.22%         | 0              | 0.00%          | 9,112  | 89.78%         |
| Northern Maine Med Ctr        | 9,083                | 25               | *          | 4.01               | 9,058                 | 0              | 0.00%          | 637                        | 7.03%          | 0              | 0.00%          | 8,421  | 92.97%         |
| Osteopathic Hosp of Maine     | 40,089               | 1,720            | *          | 3.13               | 38,369                | 0              | 0.00%          | 2,493                      | 6.50%          | 0              | 0.00%          | 35,876   | 93.50%         |
| Parkview Memorial Hosp        | 12,004               | 2,924            | 953        | 3.07               | 9,080                 | 0              | 0.00%          | 1,250                      | 13.77%         | 0              | 0.00%          | 7,830  | 86.23%         |
| Penobscot Bay Med Ctr         | 29,659               | 2,220            | 672        | 3.30               | 27,439                | 1,756          | 6.40%          | 1,201                      | 4.38%          | 0              | 0.00%          | 24,482   | 89.22%         |
| Penobscot Valley Hospital     | 8,249                | 428              | 156        | 2.74               | 7,821                 | 0              | 0.00%          | 526                        | 6.73%          | 0              | 0.00%          | 7,295  | 93.27%         |
| Redington-Fairview Gen'l Hosp | 15,309               | 541              | 284        | 1.90               | 14,768                | 0              | 0.00%          | 952                        | 6.45%          | 0              | 0.00%          | 13,816   | 93.55%         |
| Regional Memorial Hospital    | 18,717               | 0                |            |                    | 18,717                | 2,922          | 15.61%         | 1,191                      | 6.36%          | 0              | 0.00%          | 14,604   | 78.03%         |
| Rumford Community Hospital    | 14,576               | 329              | 98         | 3.36               | 14,247                | 0              | 0.00%          | 1,149                      | 8.06%          | 0              | 0.00%          | 13,098   | 91.94%         |
| Sebastiack Valley Hosp        | 4,849                | 0                |            |                    | 4,849                 | 0              | 0.00%          | 359                        | 7.40%          | 0              | 0.00%          | 4,490  | 92.60%         |
| Southern Maine Med Ctr        | 40,799               | 2,658            | 683        | 3.89               | 38,141                | 2,910          | 7.63%          | 2,167                      | 5.68%          | 0              | 0.00%          | 33,064   | 86.69%         |
| St Andrew's Hospital          | 4,226                | 145              | 45         | 3.22               | 4,081                 | 0              | 0.00%          | 0                          | 0.00%          | 0              | 0.00%          | 4,081  | 100.00%        |
| St Joseph Hospital            | 18,681               | 0                |            |                    | 18,681                | 0              | 0.00%          | 1,304                      | 6.98%          | 0              | 0.00%          | 17,377   | 93.02%         |
| St Mary's General Hospital    | 49,352               | 3,109            | 622        | 5.00               | 46,243                | 6,274          | 13.57%         | 2,954                      | 6.39%          | 7,895          | 17.07%         | 29,120   | 62.97%         |
| Stephens Memorial Hospital    | 13,474               | 808              | 268        | 3.01               | 12,666                | 0              | 0.00%          | 680                        | 5.37%          | 0              | 0.00%          | 11,986   | 94.83%         |
| The Aroostook Med Ctr         | 25,388               | 2,518            | 437        | 5.76               | 22,870                | 2,775          | 12.13%         | 1,555                      | 6.80%          | 0              | 0.00%          | 18,540   | 81.07%         |
| Van Buren Community Hosp      | 1,844                | 0                |            |                    | 1,844                 | 0              | 0.00%          | 0                          | 0.00%          | 0              | 0.00%          | 1,844  | 100.00%        |
| Waldo County General Hosp     | 9,583                | 706              | 264        | 2.67               | 8,877                 | 0              | 0.00%          | 625                        | 7.04%          | 0              | 0.00%          | 8,252  | 92.96%         |
| Waterville Osteopathic Hosp   | 19,272               | 651              | 135        | 4.82               | 18,621                | 0              | 0.00%          | 836                        | 4.49%          | 0              | 0.00%          | 17,785   | 95.51%         |
| Westbrook Community Hosp      | 4,299                | 0                |            |                    | 4,299                 | 0              | 0.00%          | 0                          | 0.00%          | 0              | 0.00%          | 4,299  | 100.00%        |
| York Hospital                 | 15,854               | 0                |            |                    | 15,854                | 0              | 0.00%          | 1,161                      | 7.32%          | 0              | 0.00%          | 14,693   | 92.68%         |

\* For four facilities, the number of OB discharges during 1985 is not known; the length of stay given in this table is for the most recent year for which data are available.

Source of Data: Maine Health Facilities 1985, ODRVS.

Produced by Office of Data, Research, and Vital Statistics; Maine Department of Human Services. January, 1988.

filename: STANDARD (AM1) on disk 03-031



Table 15

Adjusted\* Obstetric Length of Stay, Expected Births and Total, Obstetric, and Non-Obstetric Inpatient Days by Hospital, 1990 and 1995

| Facility                        | Adjusted*<br>Average<br>Obstetric<br>Length<br>of Stay | 1990                                   |                                     |  |  | 1995                                   |                                     |  |  |
|---------------------------------|--|--|-------------------------------------|--|--|--|-------------------------------------|--|--|
|                                 |  | Total<br>Expected<br>Inpatient<br>Days | Total<br>Expected<br>Live<br>Births | Expected<br>Obstetric<br>Inpatient<br>Days | Expected<br>Non-Obstetric<br>Inpatient<br>Days | Total<br>Expected<br>Inpatient<br>Days | Total<br>Expected<br>Live<br>Births | Expected<br>Obstetric<br>Inpatient<br>Days | Expected<br>Non-Obstetric<br>Inpatient<br>Days |
| All Facilities                  |  | 1,047,628                              | 17,310                              | 55,776                                     | 991,853  | 1,069,353                              | 16,075                              | 51,776                                     | 1,017,577                                      |
| Bath Memorial                   | 3.38   | 8,178                                  | 280                                 | 948  | 7,230  | 8,235                                  | 261                                 | 884  | 7,351  |
| Blue Hill Memorial              | 2.68   | 6,359                                  | 357                                 | 958  | 5,401  | 6,728                                  | 340                                 | 912  | 5,816  |
| Calais Regional (3.53)          | 3.50   | 7,365                                  | 140                                 | 490  | 6,875  | 7,231                                  | 125                                 | 437  | 6,793  |
| Cary Medical Center             | 3.40   | 16,202                                 | 296                                 | 1,005                                      | 15,196   | 15,308                                 | 251                                 | 854  | 14,454   |
| Castine Community Hosp          | No Births  | 962                                    | 0                                   | 0  | 962  | 1,016                                  | 0                                   | 0  | 1,016  |
| Central Maine Med Ctr           | 2.47   | 55,264                                 | 1,170                               | 2,889                                      | 52,376   | 55,665                                 | 1,076                               | 2,657                                      | 53,008   |
| Down East Community Hospital    | 2.79   | 10,328                                 | 205                                 | 573  | 9,755  | 10,340                                 | 187                                 | 522  | 9,818  |
| Eastern Maine Med Ctr (3.60)    | 3.50   | 112,163                                | 1,987                               | 6,954                                      | 105,208  | 112,986                                | 1,808                               | 6,329                                      | 106,657  |
| Franklin Memorial Hosp          | 2.23   | 16,848                                 | 610                                 | 1,360                                      | 15,488   | 17,110                                 | 563                                 | 1,255                                      | 15,855   |
| Henrietta D Goodall Hosp        | 3.20   | 16,978                                 | 436                                 | 1,393                                      | 15,585   | 18,085                                 | 422                                 | 1,350                                      | 16,736   |
| Houlton Regional Hosp (4.01)    | 3.50   | 11,345                                 | 245                                 | 857  | 10,487   | 11,132                                 | 219                                 | 765  | 10,367   |
| Jackson Brook Institute         | No Births  | 21,040                                 | 0                                   | 0  | 21,040   | 21,746                                 | 0                                   | 0  | 21,746   |
| James A. Taylor Hospital        | 2.39   | 4,168                                  | 34                                  | 82   | 4,086  | 4,221                                  | 31                                  | 75   | 4,146  |
| Kennebec Valley Med Ctr (3.79)  | 3.50   | 42,818                                 | 771                                 | 2,699                                      | 40,118   | 43,478                                 | 715                                 | 2,502                                      | 40,976   |
| Maine Coast Memorial Hosp       | 3.22   | 12,138                                 | 215                                 | 692  | 11,446   | 12,676                                 | 203                                 | 654  | 12,022   |
| Maine Medical Center (3.52)     | 3.50   | 184,098                                | 3,079                               | 10,776                                     | 173,322  | 189,745                                | 2,896                               | 10,137                                     | 179,608  |
| Mayo Regional Hosp              | 3.50   | 12,892                                 | 317                                 | 1,109                                      | 11,783   | 13,249                                 | 297                                 | 1,039                                      | 12,210   |
| Mercy Hospital                  | 3.32   | 58,984                                 | 663                                 | 2,201                                      | 56,782   | 60,759                                 | 622                                 | 2,065                                      | 58,694   |
| Mid-Maine Medical Center (3.81) | 3.50   | 66,169                                 | 1,234                               | 4,320                                      | 61,849   | 66,934                                 | 1,138                               | 3,983                                      | 62,951   |
| Miles Memorial Hospital         | 2.06   | 7,106                                  | 172                                 | 355  | 6,751  | 7,623                                  | 167                                 | 344  | 7,279  |
| Millinocket Regional Hospital   | 3.04   | 8,124                                  | 196                                 | 594  | 7,529  | 7,904                                  | 173                                 | 526  | 7,378  |
| Mount Desert Island Hosp        | 2.93   | 10,099                                 | 119                                 | 348  | 9,751  | 10,471                                 | 112                                 | 328  | 10,143   |
| Northern Cumberland Mem Hosp    | 2.57   | 10,684                                 | 132                                 | 339  | 10,345   | 11,500                                 | 129                                 | 331  | 11,169   |
| Northern Maine Med Ctr (4.01)   | 3.50   | 10,025                                 | 123                                 | 429  | 9,596  | 9,078                                  | 102                                 | 356  | 8,721  |
| Osteopathic Hospital of Maine   | 3.13   | 40,227                                 | 424                                 | 1,327                                      | 38,900   | 41,882                                 | 401                                 | 1,256                                      | 40,626   |
| Parkview Memorial Hospital      | 3.07   | 12,201                                 | 856                                 | 2,627                                      | 9,574  | 12,761                                 | 813                                 | 2,496                                      | 10,265   |
| Penobscot Bay Medical Center    | 3.30   | 30,065                                 | 581                                 | 1,920                                      | 28,145   | 31,410                                 | 553                                 | 1,825                                      | 29,585   |
| Penobscot Valley Hospital       | 2.74   | 5,668                                  | 125                                 | 343  | 5,325  | 5,630                                  | 113                                 | 311  | 5,319  |
| Redington-Fairview General Hosp | 1.90   | 15,470                                 | 206                                 | 393  | 15,077   | 15,981                                 | 193                                 | 368  | 15,613   |
| Regional Memorial Hospital      | 3.50   | 17,188                                 | 1                                   | 4  | 17,184   | 17,981                                 | 1                                   | 4  | 17,978   |
| Rumford Community Hospital      | 3.36   | 12,589                                 | 118                                 | 397  | 12,192   | 12,463                                 | 106                                 | 357  | 12,106   |
| Sebastiack Valley Hospital      | 3.50   | 3,793                                  | 2                                   | 9  | 3,784  | 3,953                                  | 2                                   | 8  | 3,945  |
| Southern Maine Med Ctr (3.89)   | 3.50   | 39,891                                 | 555                                 | 1,943                                      | 37,948   | 41,890                                 | 531                                 | 1,859                                      | 40,030   |
| St Andrew's Hospital            | 3.22   | 3,098                                  | 34                                  | 111  | 2,987  | 3,361                                  | 34                                  | 109  | 3,253  |
| St Joseph Hospital              | No Births  | 21,769                                 | 0                                   | 0  | 21,769   | 21,968                                 | 0                                   | 0  | 21,968   |
| St Mary's General Hosp (5.00)   | 3.50   | 52,218                                 | 515                                 | 1,801                                      | 50,417   | 52,401                                 | 471                                 | 1,647                                      | 50,754   |
| Stephens Memorial Hospital      | 3.01   | 14,371                                 | 347                                 | 1,045                                      | 13,325   | 14,909                                 | 325                                 | 981  | 13,927   |
| The Aroostook Med Ctr (5.76)    | 3.50   | 22,165                                 | 378                                 | 1,322                                      | 20,842   | 21,457                                 | 333                                 | 1,166                                      | 20,291   |
| Van Buren Community Hospital    | No Births  | 1,123                                  | 0                                   | 0  | 1,123  | 966                                    | 0                                   | 0  | 966  |
| Waldo County General Hosp       | 2.67   | 9,151                                  | 226                                 | 606  | 8,545  | 9,393                                  | 212                                 | 566  | 8,827  |
| Waterville Osteo Hosp (4.82)    | 3.50   | 16,927                                 | 157                                 | 548  | 16,378   | 17,213                                 | 146                                 | 510  | 16,703   |
| Westbrook Community Hosp        | 3.50   | 3,237                                  | 1                                   | 3  | 3,233  | 3,357                                  | 1                                   | 3  | 3,354  |
| York Hospital                   | 3.50   | 16,145                                 | 2                                   | 5  | 16,140   | 17,158                                 | 1                                   | 5  | 17,153   |

\* SHP Standards provide that OB Length of Stay be adjusted to 3.50 days per live birth if actual OB LOS is longer. Actual LOS is from Table 14 of this report and is shown here in parentheses following the facility name for those that are adjusted.

NOTES: Mid-Maine Medical Center includes Charles A. Dean Hospital, and The Aroostook Medical Center includes Community General Hospital and A. R. Gould Memorial Hospital. Inpatient Days for 1986 are from Table 4 of this report; for 1990 and 1995 are from Tables 6 and 7. Total Inpatient Days for 1990 and 1995 are calculated by multiplying the resident inpatient days by the ratio of total to resident inpatient days during 1986, the most recent year for which such data are available. All values are rounded.

Table Prepared by the office of Data, Research, and Vital Statistics; Maine Department of Human Services. January, 1988.

filename: PT\_DAYS5(61) on disk 03-073

Table 16

## Expected Non-Obstetric Inpatient Days by Hospital and Type of Care, 1990

| Facility                        | Expected Non-Obstetric Inpatient Days in 1990 | Psychiatric Care                        |                          | Intensive and Cardiac Care              |                          | Alcohol Rehabilitation                  |                          | Medical-Surgical, Pediatric, and Medical Rehabilitation |                          |
|---------------------------------|---|---|--------------------------|---|--------------------------|---|--------------------------|---|--------------------------|
|                                 |   | Percent of Non-Obstetric Inpatient Days | Number of Inpatient Days | Percent of Non-Obstetric Inpatient Days | Number of Inpatient Days | Percent of Non-Obstetric Inpatient Days | Number of Inpatient Days | Percent of Non-Obstetric Inpatient Days                 | Number of Inpatient Days |
| All Facilities                  | 991,853                                       |   | 55,233                   |   | 69,926                   |   | 47,197                   |   | 819,496                  |
| Bath Memorial                   | 7,231   | 0.00%                                   | 0                        | 7.18%                                   | 519                      | 0.00%                                   | 0                        | 92.82%  | 6,712                    |
| Blue Hill Memorial              | 5,401   | 0.00%                                   | 0                        | 8.33%                                   | 450                      | 0.00%                                   | 0                        | 91.67%  | 4,951                    |
| Calais Regional                 | 6,875   | 0.00%                                   | 0                        | 8.19%                                   | 563                      | 0.00%                                   | 0                        | 91.81%  | 6,312                    |
| Cary Medical Center             | 15,196  | 0.00%                                   | 0                        | 0.00%                                   | 0                        | 0.00%                                   | 0                        | 100.00%   | 15,196                   |
| Castine Community Hosp          | 962   | 0.00%                                   | 0                        | 0.00%                                   | 0                        | 0.00%                                   | 0                        | 100.00%   | 962                      |
| Central Maine Med Ctr           | 52,376  | 0.00%                                   | 0                        | 8.46%                                   | 4,429                    | 0.00%                                   | 0                        | 91.54%  | 47,947                   |
| Down East Community Hospital    | 9,755   | 0.00%                                   | 0                        | 0.00%                                   | 0                        | 0.00%                                   | 0                        | 100.00%   | 9,755                    |
| Eastern Maine Med Ctr           | 105,208                                       | 4.90%                                   | 5,153                    | 8.09%                                   | 8,516                    | 11.61%                                  | 12,211                   | 75.40%  | 79,328                   |
| Franklin Memorial Hosp          | 15,488  | 0.00%                                   | 0                        | 5.74%                                   | 890                      | 0.00%                                   | 0                        | 94.26%  | 14,599                   |
| Henrietta D Goodall Hosp        | 15,585  | 0.00%                                   | 0                        | 9.37%                                   | 1,460                    | 0.00%                                   | 0                        | 90.63%  | 14,125                   |
| Houlton Regional Hosp           | 10,487  | 0.00%                                   | 0                        | 7.25%                                   | 760                      | 0.00%                                   | 0                        | 92.75%  | 9,728                    |
| Jackson Brook Institute         | 21,040  | 59.77%                                  | 12,575                   | 0.00%                                   | 0                        | 40.23%                                  | 8,464                    | 0.00%   | 0                        |
| James A. Taylor Hospital        | 4,086   | 0.00%                                   | 0                        | 6.04%                                   | 247                      | 0.00%                                   | 0                        | 93.96%  | 3,839                    |
| Kennebec Valley Medical Center  | 40,118  | 8.00%                                   | 3,208                    | 6.68%                                   | 2,680                    | 0.00%                                   | 0                        | 85.32%  | 34,230                   |
| Maine Coast Memorial Hosp       | 11,446  | 0.00%                                   | 0                        | 13.29%                                  | 1,521                    | 0.00%                                   | 0                        | 86.71%  | 9,925                    |
| Maine Medical Center            | 173,322                                       | 5.71%                                   | 9,893                    | 9.70%                                   | 16,814                   | 0.00%                                   | 0                        | 84.59%  | 146,615                  |
| Mayo Regional Hosp              | 11,783  | 0.00%                                   | 0                        | 4.65%                                   | 547                      | 0.00%                                   | 0                        | 95.35%  | 11,235                   |
| Mercy Hospital                  | 56,782  | 0.00%                                   | 0                        | 5.44%                                   | 3,091                    | 17.15%                                  | 9,739                    | 77.41%  | 43,953                   |
| Mid-Maine Medical Center        | 61,849  | 12.38%                                  | 7,655                    | 6.73%                                   | 4,162                    | 13.22%                                  | 8,175                    | 67.68%  | 41,857                   |
| Miles Memorial Hospital         | 6,751   | 0.00%                                   | 0                        | 8.41%                                   | 568                      | 0.00%                                   | 0                        | 91.59%  | 6,183                    |
| Millinocket Regional Hospital   | 7,529   | 0.00%                                   | 0                        | 3.83%                                   | 288                      | 0.00%                                   | 0                        | 96.17%  | 7,241                    |
| Mount Desert Island Hosp        | 9,751   | 0.00%                                   | 0                        | 3.88%                                   | 378                      | 0.00%                                   | 0                        | 96.12%  | 9,373                    |
| Northern Cumberland Mem Hosp    | 10,345  | 0.00%                                   | 0                        | 10.22%                                  | 1,057                    | 0.00%                                   | 0                        | 89.78%  | 9,288                    |
| Northern Maine Medical Center   | 9,596   | 0.00%                                   | 0                        | 7.03%                                   | 675                      | 0.00%                                   | 0                        | 92.97%  | 8,921                    |
| Osteopathic Hospital of Maine   | 38,900  | 0.00%                                   | 0                        | 6.50%                                   | 2,527                    | 0.00%                                   | 0                        | 93.50%  | 36,372                   |
| Parkview Memorial Hospital      | 9,574   | 0.00%                                   | 0                        | 13.77%                                  | 1,318                    | 0.00%                                   | 0                        | 86.23%  | 8,256                    |
| Penobscot Bay Medical Center    | 28,145  | 6.40%                                   | 1,801                    | 4.38%                                   | 1,232                    | 0.00%                                   | 0                        | 89.22%  | 25,112                   |
| Penobscot Valley Hospital       | 5,325   | 0.00%                                   | 0                        | 6.73%                                   | 358                      | 0.00%                                   | 0                        | 93.27%  | 4,967                    |
| Redington-Fairview General Hosp | 15,077  | 0.00%                                   | 0                        | 6.45%                                   | 972                      | 0.00%                                   | 0                        | 93.55%  | 14,105                   |
| Regional Memorial Hospital      | 17,184  | 15.61%                                  | 2,683                    | 6.36%                                   | 1,093                    | 0.00%                                   | 0                        | 78.03%  | 13,408                   |
| Rumford Community Hospital      | 12,192  | 0.00%                                   | 0                        | 8.06%                                   | 983                      | 0.00%                                   | 0                        | 91.94%  | 11,209                   |
| Sebastiack Valley Hospital      | 3,784   | 0.00%                                   | 0                        | 7.40%                                   | 280                      | 0.00%                                   | 0                        | 92.60%  | 3,504                    |
| Southern Maine Medical Center   | 37,948  | 7.63%                                   | 2,895                    | 5.68%                                   | 2,156                    | 0.00%                                   | 0                        | 86.69%  | 32,897                   |
| St Andrew's Hospital            | 2,987   | 0.00%                                   | 0                        | 0.00%                                   | 0                        | 0.00%                                   | 0                        | 100.00%   | 2,987                    |
| St Joseph Hospital              | 21,769  | 0.00%                                   | 0                        | 6.98%                                   | 1,520                    | 0.00%                                   | 0                        | 93.02%  | 20,250                   |
| St Mary's General Hospital      | 50,417  | 13.57%                                  | 6,840                    | 6.39%                                   | 3,221                    | 17.07%                                  | 8,608                    | 62.97%  | 31,748                   |
| Stephens Memorial Hospital      | 13,325  | 0.00%                                   | 0                        | 5.37%                                   | 715                      | 0.00%                                   | 0                        | 94.63%  | 12,610                   |
| The Arrostook Medical Center    | 20,842  | 12.13%                                  | 2,529                    | 6.80%                                   | 1,417                    | 0.00%                                   | 0                        | 81.07%  | 16,896                   |
| Van Buren Community Hospital    | 1,123   | 0.00%                                   | 0                        | 6.45%                                   | 0                        | 0.00%                                   | 0                        | 100.00%   | 1,123                    |
| Waldo County General Hosp       | 8,545   | 0.00%                                   | 0                        | 7.04%                                   | 602                      | 0.00%                                   | 0                        | 92.96%  | 7,944                    |
| Waterville Osteo Hosp           | 16,378  | 0.00%                                   | 0                        | 4.49%                                   | 735                      | 0.00%                                   | 0                        | 95.51%  | 15,643                   |
| Westbrook Community Hosp        | 3,233   | 0.00%                                   | 0                        | 0.00%                                   | 0                        | 0.00%                                   | 0                        | 100.00%   | 3,233                    |
| York Hospital                   | 16,140  | 0.00%                                   | 0                        | 7.32%                                   | 1,182                    | 0.00%                                   | 0                        | 92.68%  | 14,958                   |

NOTES: Mid-Maine Medical Center includes Charles A. Dean Hospital, and The Arrostook Medical Center includes Community General Hospital and A. R. Gould Memorial Hospital. Expected Non-Obstetric Inpatient Days are from Table 15 of this report, percents are from Table 14. All values shown are rounded.

Table Prepared by the office of Data, Research, and Vital Statistics; Maine Department of Human Services. January, 1988.

filename: PT\_DAYSS(U1) on disk 03-031

Table 17

## Expected Non-Obstetric Inpatient Days by Hospital and Type of Care, 1995

| Facility                        | Expected Non-Obstetric Inpatient Days in 1995 | Psychiatric Care                        |                          | Intensive and Cardiac Care              |                          | Alcohol Rehabilitation                  |                          | Medical-Surgical, Pediatric, and Medical Rehabilitation |                          |
|---------------------------------|---|---|--------------------------|---|--------------------------|---|--------------------------|---|--------------------------|
|                                 |   | Percent of Non-Obstetric Inpatient Days | Number of Inpatient Days | Percent of Non-Obstetric Inpatient Days | Number of Inpatient Days | Percent of Non-Obstetric Inpatient Days | Number of Inpatient Days | Percent of Non-Obstetric Inpatient Days                 | Number of Inpatient Days |
| All Facilities                  | 1,017,577                                     |   | 56,644                   |   | 71,893                   |   | 48,181                   |   | 840,859                  |
| Bath Memorial                   | 7,351   | 0.00%                                   | 0                        | 7.18%                                   | 528                      | 0.00%                                   | 0                        | 92.82%  | 6,823                    |
| Blue Hill Memorial              | 5,816   | 0.00%                                   | 0                        | 8.33%                                   | 485                      | 0.00%                                   | 0                        | 91.67%  | 5,332                    |
| Calais Regional                 | 6,793   | 0.00%                                   | 0                        | 8.19%                                   | 556                      | 0.00%                                   | 0                        | 91.81%  | 6,237                    |
| Cary Medical Center             | 14,454  | 0.00%                                   | 0                        | 0.00%                                   | 0                        | 0.00%                                   | 0                        | 100.00%   | 14,454                   |
| Castine Community Hosp          | 1,016   | 0.00%                                   | 0                        | 0.00%                                   | 0                        | 0.00%                                   | 0                        | 100.00%   | 1,016                    |
| Central Maine Med Ctr           | 53,008  | 0.00%                                   | 0                        | 8.46%                                   | 4,482                    | 0.00%                                   | 0                        | 91.54%  | 48,526                   |
| Down East Community Hospital    | 9,818   | 0.00%                                   | 0                        | 0.00%                                   | 0                        | 0.00%                                   | 0                        | 100.00%   | 9,818                    |
| Eastern Maine Med Ctr           | 106,657                                       | 4.90%                                   | 5,224                    | 8.09%                                   | 8,633                    | 11.61%                                  | 12,380                   | 75.40%  | 80,420                   |
| Franklin Memorial Hosp          | 15,855  | 0.00%                                   | 0                        | 5.74%                                   | 911                      | 0.00%                                   | 0                        | 94.26%  | 14,945                   |
| Henrietta D Goodall Hosp        | 16,736  | 0.00%                                   | 0                        | 9.37%                                   | 1,568                    | 0.00%                                   | 0                        | 90.63%  | 15,168                   |
| Houlton Regional Hosp           | 10,367  | 0.00%                                   | 0                        | 7.25%                                   | 751                      | 0.00%                                   | 0                        | 92.75%  | 9,616                    |
| Jackson Brook Institute         | 21,746  | 59.77%                                  | 12,998                   | 0.00%                                   | 0                        | 40.23%                                  | 8,749                    | 0.00%   | 0                        |
| James A. Taylor Hospital        | 4,146   | 0.00%                                   | 0                        | 6.04%                                   | 250                      | 0.00%                                   | 0                        | 93.96%  | 3,896                    |
| Kennebec Valley Medical Center  | 40,976  | 8.00%                                   | 3,277                    | 6.68%                                   | 2,737                    | 0.00%                                   | 0                        | 85.32%  | 34,962                   |
| Maine Coast Memorial Hosp       | 12,022  | 0.00%                                   | 0                        | 13.29%                                  | 1,598                    | 0.00%                                   | 0                        | 86.71%  | 10,424                   |
| Maine Medical Center            | 179,608                                       | 5.71%                                   | 10,252                   | 9.70%                                   | 17,424                   | 0.00%                                   | 0                        | 84.59%  | 151,933                  |
| Mayo Regional Hosp              | 12,210  | 0.00%                                   | 0                        | 4.65%                                   | 567                      | 0.00%                                   | 0                        | 95.35%  | 11,643                   |
| Mercy Hospital                  | 58,694  | 0.00%                                   | 0                        | 5.44%                                   | 3,195                    | 17.15%                                  | 10,067                   | 77.41%  | 45,432                   |
| Mid-Maine Medical Center        | 62,951  | 12.38%                                  | 7,792                    | 6.73%                                   | 4,236                    | 13.22%                                  | 8,321                    | 67.68%  | 42,603                   |
| Miles Memorial Hospital         | 7,279   | 0.00%                                   | 0                        | 8.41%                                   | 612                      | 0.00%                                   | 0                        | 91.59%  | 6,667                    |
| Millinocket Regional Hospital   | 7,378   | 0.00%                                   | 0                        | 3.83%                                   | 282                      | 0.00%                                   | 0                        | 96.17%  | 7,096                    |
| Mount Desert Island Hosp        | 10,143  | 0.00%                                   | 0                        | 3.88%                                   | 393                      | 0.00%                                   | 0                        | 96.12%  | 9,749                    |
| Northern Cumberland Mem Hosp    | 11,169  | 0.00%                                   | 0                        | 10.22%                                  | 1,141                    | 0.00%                                   | 0                        | 89.78%  | 10,027                   |
| Northern Maine Medical Center   | 8,721   | 0.00%                                   | 0                        | 7.03%                                   | 613                      | 0.00%                                   | 0                        | 92.97%  | 8,108                    |
| Osteopathic Hospital of Maine   | 40,626  | 0.00%                                   | 0                        | 6.50%                                   | 2,640                    | 0.00%                                   | 0                        | 93.50%  | 37,987                   |
| Parkview Memorial Hospital      | 10,265  | 0.00%                                   | 0                        | 13.77%                                  | 1,413                    | 0.00%                                   | 0                        | 86.23%  | 8,852                    |
| Penobscot Bay Medical Center    | 29,585  | 6.40%                                   | 1,893                    | 4.38%                                   | 1,295                    | 0.00%                                   | 0                        | 89.22%  | 26,396                   |
| Penobscot Valley Hospital       | 5,319   | 0.00%                                   | 0                        | 6.73%                                   | 358                      | 0.00%                                   | 0                        | 93.27%  | 4,961                    |
| Redington-Fairview General Hosp | 15,613  | 0.00%                                   | 0                        | 6.45%                                   | 1,006                    | 0.00%                                   | 0                        | 93.55%  | 14,606                   |
| Regional Memorial Hospital      | 17,978  | 15.61%                                  | 2,807                    | 6.36%                                   | 1,144                    | 0.00%                                   | 0                        | 78.03%  | 14,027                   |
| Rumford Community Hospital      | 12,106  | 0.00%                                   | 0                        | 8.06%                                   | 976                      | 0.00%                                   | 0                        | 91.94%  | 11,130                   |
| Sebastiack Valley Hospital      | 3,945   | 0.00%                                   | 0                        | 7.40%                                   | 292                      | 0.00%                                   | 0                        | 92.60%  | 3,653                    |
| Southern Maine Medical Center   | 40,030  | 7.63%                                   | 3,054                    | 5.68%                                   | 2,274                    | 0.00%                                   | 0                        | 86.69%  | 34,702                   |
| St Andrew's Hospital            | 3,253   | 0.00%                                   | 0                        | 0.00%                                   | 0                        | 0.00%                                   | 0                        | 100.00%   | 3,253                    |
| St Joseph Hospital              | 21,968  | 0.00%                                   | 0                        | 6.98%                                   | 1,533                    | 0.00%                                   | 0                        | 93.02%  | 20,435                   |
| St Mary's General Hospital      | 50,754  | 13.57%                                  | 6,886                    | 6.39%                                   | 3,242                    | 17.07%                                  | 8,665                    | 62.97%  | 31,961                   |
| Stephens Memorial Hospital      | 13,927  | 0.00%                                   | 0                        | 5.37%                                   | 748                      | 0.00%                                   | 0                        | 94.63%  | 13,180                   |
| The Arrostook Medical Center    | 20,291  | 12.13%                                  | 2,462                    | 6.80%                                   | 1,380                    | 0.00%                                   | 0                        | 81.07%  | 16,449                   |
| Van Buren Community Hospital    | 966   | 0.00%                                   | 0                        | 0.00%                                   | 0                        | 0.00%                                   | 0                        | 100.00%   | 966                      |
| Waldo County General Hosp       | 8,827   | 0.00%                                   | 0                        | 7.04%                                   | 621                      | 0.00%                                   | 0                        | 92.96%  | 8,205                    |
| Waterville Osteo Hosp           | 16,703  | 0.00%                                   | 0                        | 4.49%                                   | 750                      | 0.00%                                   | 0                        | 95.51%  | 15,953                   |
| Westbrook Community Hosp        | 3,354   | 0.00%                                   | 0                        | 0.00%                                   | 0                        | 0.00%                                   | 0                        | 100.00%   | 3,354                    |
| York Hospital                   | 17,153  | 0.00%                                   | 0                        | 7.32%                                   | 1,256                    | 0.00%                                   | 0                        | 92.68%  | 15,897                   |

NOTES: Mid-Maine Medical Center includes Charles A. Dean Hospital, and The Arrostook Medical Center includes Community General Hospital and A. R. Gould Memorial Hospital. Expected Non-Obstetric Inpatient Days are from Table 15 of this report, percents are from Table 14. All values shown are rounded.

Table Prepared by the office of Data, Research, and Vital Statistics; Maine Department of Human Services. January, 1988.

filename: PT\_DAYSS(AK1) on disk 03-031

Table 18

## Expected Inpatient Days and Beds by Hospital for Obstetric and Intensive/Cardiac Care, 1990 and 1995

| Facility                      | Obstetric Care           |                      |                       |                          |                      |                       | Intensive and Cardiac Care |                      |                       |                          |                      |                       |
|-------------------------------|--------------------------|----------------------|-----------------------|--------------------------|----------------------|-----------------------|----------------------------|----------------------|-----------------------|--------------------------|----------------------|-----------------------|
|                               | 1990                     |                      |                       | 1995                     |                      |                       | 1990                       |                      |                       | 1995                     |                      |                       |
|                               | Number of Inpatient Days | Average Daily Census | Number of Beds Needed | Number of Inpatient Days | Average Daily Census | Number of Beds Needed | Number of Inpatient Days   | Average Daily Census | Number of Beds Needed | Number of Inpatient Days | Average Daily Census | Number of Beds Needed |
| All Facilities                | 55,775                   | 152.81               | 262                   | 51,776                   | 141.85               | 242                   | 69,926                     | 191.58               | 309                   | 71,893                   | 196.97               | 317                   |
| Bath Memorial                 | 948                      | 2.60                 | 5                     | 884                      | 2.42                 | 5                     | 519                        | 1.42                 | 3                     | 528                      | 1.45                 | 3                     |
| Blue Hill Memorial            | 958                      | 2.62                 | 5                     | 912                      | 2.50                 | 5                     | 450                        | 1.23                 | 3                     | 485                      | 1.33                 | 3                     |
| Calais Regional               | 490                      | 1.34                 | 3                     | 437                      | 1.20                 | 3                     | 563                        | 1.54                 | 4                     | 556                      | 1.52                 | 4                     |
| Cary Medical Center           | 1,005                    | 2.75                 | 5                     | 854                      | 2.34                 | 5                     | 0                          | 0.00                 | 0                     | 0                        | 0.00                 | 0                     |
| Castine Community Hosp        | 0                        | 0.00                 | 0                     | 0                        | 0.00                 | 0                     | 0                          | 0.00                 | 0                     | 0                        | 0.00                 | 0                     |
| Central Maine Med Ctr         | 2,889                    | 7.91                 | 13                    | 2,657                    | 7.28                 | 12                    | 4,429                      | 12.13                | 18                    | 4,482                    | 12.28                | 18                    |
| Down East Community Hospital  | 573                      | 1.57                 | 4                     | 522                      | 1.43                 | 3                     | 0                          | 0.00                 | 0                     | 0                        | 0.00                 | 0                     |
| Eastern Maine Med Ctr         | 6,954                    | 19.05                | 26                    | 6,329                    | 17.34                | 24                    | 8,516                      | 23.33                | 31                    | 8,633                    | 23.65                | 32                    |
| Franklin Memorial Hosp        | 1,360                    | 3.73                 | 7                     | 1,255                    | 3.44                 | 6                     | 890                        | 2.44                 | 5                     | 911                      | 2.50                 | 5                     |
| Henrietta D Goodall Hosp      | 1,393                    | 3.82                 | 7                     | 1,350                    | 3.70                 | 7                     | 1,460                      | 4.00                 | 7                     | 1,568                    | 4.30                 | 7                     |
| Houlton Regional Hosp         | 857                      | 2.35                 | 5                     | 765                      | 2.10                 | 4                     | 760                        | 2.08                 | 4                     | 751                      | 2.06                 | 4                     |
| Jackson Brook Institute       | 0                        | 0.00                 | 0                     | 0                        | 0.00                 | 0                     | 0                          | 0.00                 | 0                     | 0                        | 0.00                 | 0                     |
| James A. Taylor Hospital      | 82                       | 0.22                 | 1                     | 75                       | 0.21                 | 1                     | 247                        | 0.68                 | 2                     | 250                      | 0.69                 | 2                     |
| Kennebec Valley Medical Ctr   | 2,699                    | 7.40                 | 12                    | 2,502                    | 6.85                 | 11                    | 2,680                      | 7.34                 | 12                    | 2,737                    | 7.50                 | 12                    |
| Maine Coast Memorial Hosp     | 692                      | 1.89                 | 4                     | 654                      | 1.79                 | 4                     | 1,521                      | 4.17                 | 8                     | 1,598                    | 4.38                 | 8                     |
| Maine Medical Center          | 10,776                   | 29.52                | 38                    | 10,137                   | 27.77                | 36                    | 16,814                     | 46.07                | 57                    | 17,424                   | 47.74                | 59                    |
| Mayo Regional Hosp            | 1,109                    | 3.04                 | 6                     | 1,039                    | 2.85                 | 6                     | 547                        | 1.50                 | 4                     | 567                      | 1.55                 | 4                     |
| Mercy Hospital                | 2,201                    | 6.03                 | 10                    | 2,065                    | 5.66                 | 10                    | 3,091                      | 8.47                 | 13                    | 3,195                    | 8.75                 | 14                    |
| Mid-Maine Medical Center      | 4,320                    | 11.83                | 18                    | 3,983                    | 10.91                | 16                    | 4,162                      | 11.40                | 17                    | 4,236                    | 11.60                | 17                    |
| Miles Memorial Hospital       | 355                      | 0.97                 | 3                     | 344                      | 0.94                 | 3                     | 568                        | 1.56                 | 4                     | 612                      | 1.68                 | 4                     |
| Millinocket Regional Hospital | 594                      | 1.63                 | 4                     | 526                      | 1.44                 | 3                     | 288                        | 0.79                 | 2                     | 282                      | 0.77                 | 2                     |
| Mount Desert Island Hosp      | 348                      | 0.95                 | 3                     | 328                      | 0.90                 | 2                     | 378                        | 1.04                 | 3                     | 393                      | 1.08                 | 3                     |
| Northern Cumberland Mem Hosp  | 339                      | 0.93                 | 3                     | 331                      | 0.91                 | 2                     | 1,057                      | 2.90                 | 6                     | 1,141                    | 3.13                 | 6                     |
| Northern Maine Medical Center | 429                      | 1.17                 | 3                     | 356                      | 0.98                 | 3                     | 675                        | 1.85                 | 4                     | 613                      | 1.68                 | 4                     |
| Osteopathic Hospital of Maine | 1,327                    | 3.64                 | 7                     | 1,256                    | 3.44                 | 7                     | 2,527                      | 6.92                 | 11                    | 2,640                    | 7.23                 | 12                    |
| Parkview Memorial Hospital    | 2,627                    | 7.20                 | 12                    | 2,496                    | 6.84                 | 11                    | 1,318                      | 3.61                 | 7                     | 1,413                    | 3.87                 | 7                     |
| Penobscot Bay Medical Center  | 1,920                    | 5.26                 | 9                     | 1,825                    | 5.00                 | 9                     | 1,232                      | 3.38                 | 6                     | 1,295                    | 3.55                 | 7                     |
| Penobscot Valley Hospital     | 343                      | 0.94                 | 3                     | 311                      | 0.85                 | 2                     | 358                        | 0.98                 | 3                     | 358                      | 0.98                 | 3                     |
| Redington-Fairview Gen Hosp   | 393                      | 1.08                 | 3                     | 368                      | 1.01                 | 3                     | 972                        | 2.66                 | 5                     | 1,006                    | 2.76                 | 5                     |
| Regional Memorial Hospital    | 4                        | 0.01                 | 0                     | 4                        | 0.01                 | 0                     | 1,093                      | 3.00                 | 6                     | 1,144                    | 3.13                 | 6                     |
| Rumford Community Hospital    | 397                      | 1.09                 | 3                     | 357                      | 0.98                 | 3                     | 983                        | 2.69                 | 5                     | 976                      | 2.67                 | 5                     |
| Sebastiack Valley Hospital    | 9                        | 0.02                 | 0                     | 8                        | 0.02                 | 0                     | 280                        | 0.77                 | 2                     | 292                      | 0.80                 | 2                     |
| Southern Maine Medical Center | 1,943                    | 5.32                 | 9                     | 1,859                    | 5.09                 | 9                     | 2,156                      | 5.91                 | 10                    | 2,274                    | 6.23                 | 10                    |
| St Andrew's Hospital          | 111                      | 0.30                 | 1                     | 109                      | 0.30                 | 1                     | 0                          | 0.00                 | 0                     | 0                        | 0.00                 | 0                     |
| St Joseph Hospital            | 0                        | 0.00                 | 0                     | 0                        | 0.00                 | 0                     | 1,520                      | 4.16                 | 8                     | 1,533                    | 4.20                 | 8                     |
| St Mary's General Hospital    | 1,801                    | 4.93                 | 9                     | 1,647                    | 4.51                 | 8                     | 3,221                      | 8.82                 | 14                    | 3,242                    | 8.88                 | 14                    |
| Stephens Memorial Hospital    | 1,045                    | 2.86                 | 6                     | 981                      | 2.69                 | 5                     | 715                        | 1.96                 | 4                     | 748                      | 2.05                 | 4                     |
| The Aroostook Medical Center  | 1,322                    | 3.62                 | 7                     | 1,166                    | 3.19                 | 6                     | 1,417                      | 3.88                 | 7                     | 1,380                    | 3.78                 | 7                     |
| Van Buren Community Hospital  | 0                        | 0.00                 | 0                     | 0                        | 0.00                 | 0                     | 0                          | 0.00                 | 0                     | 0                        | 0.00                 | 0                     |
| Waldo County General Hosp     | 606                      | 1.66                 | 4                     | 566                      | 1.55                 | 4                     | 602                        | 1.65                 | 4                     | 621                      | 1.70                 | 4                     |
| Waterville Osteo Hosp         | 548                      | 1.50                 | 4                     | 510                      | 1.40                 | 3                     | 735                        | 2.01                 | 4                     | 750                      | 2.05                 | 4                     |
| Westbrook Community Hosp      | 3                        | 0.01                 | 0                     | 3                        | 0.01                 | 0                     | 0                          | 0.00                 | 0                     | 0                        | 0.00                 | 0                     |
| York Hospital                 | 5                        | 0.01                 | 0                     | 5                        | 0.01                 | 0                     | 1,182                      | 3.24                 | 6                     | 1,256                    | 3.44                 | 7                     |

NOTES: Mid-Maine Medical Center includes Charles A. Dean Hospital, and The Aroostook Medical Center includes Community General Hospital and A. R. Gould Memorial Hospital. Number of inpatient days for obstetrical care are from Table 15 of this report, for intensive and cardiac care are from Tables 16 and 17. The calculation of the number of beds needed for obstetric and intensive/cardiac care is described in Standards 10 and 11. All values shown are rounded.

Table Prepared by the Office of Data, Research, and Vital Statistics; Maine Department of Human Services. July, 1988.

filename: PT\_DAYS(BU1) on disk 03-031

Table 19

## Expected Inpatient Days and Beds by Hospital for Psychiatric Care and Alcohol Rehabilitation, 1990 and 1995

| Facility                      | Psychiatric Care |                      |                       |                |                      |                       | Alcohol Rehabilitation |                      |                       |                |                      |                       |
|-------------------------------|------------------|----------------------|-----------------------|----------------|----------------------|-----------------------|------------------------|----------------------|-----------------------|----------------|----------------------|-----------------------|
|                               | 1990             |                      |                       | 1995           |                      |                       | 1990                   |                      |                       | 1995           |                      |                       |
|                               | Inpatient Days   | Average Daily Census | Number of Beds Needed | Inpatient Days | Average Daily Census | Number of Beds Needed | Inpatient Days         | Average Daily Census | Number of Beds Needed | Inpatient Days | Average Daily Census | Number of Beds Needed |
| All Facilities                | 55,233           | 151.32               | 168                   | 56,644         | 155.19               | 173                   | 47,197                 | 129.31               | 144                   | 48,181         | 132.00               | 147                   |
| Bath Memorial                 | 0                | 0.00                 | 0                     | 0              | 0.00                 | 0                     | 0                      | 0.00                 | 0                     | 0              | 0.00                 | 0                     |
| Blue Hill Memorial            | 0                | 0.00                 | 0                     | 0              | 0.00                 | 0                     | 0                      | 0.00                 | 0                     | 0              | 0.00                 | 0                     |
| Calais Regional               | 0                | 0.00                 | 0                     | 0              | 0.00                 | 0                     | 0                      | 0.00                 | 0                     | 0              | 0.00                 | 0                     |
| Cary Medical Center           | 0                | 0.00                 | 0                     | 0              | 0.00                 | 0                     | 0                      | 0.00                 | 0                     | 0              | 0.00                 | 0                     |
| Castine Community Hosp        | 0                | 0.00                 | 0                     | 0              | 0.00                 | 0                     | 0                      | 0.00                 | 0                     | 0              | 0.00                 | 0                     |
| Central Maine Med Ctr         | 0                | 0.00                 | 0                     | 0              | 0.00                 | 0                     | 0                      | 0.00                 | 0                     | 0              | 0.00                 | 0                     |
| Down East Community Hospital  | 0                | 0.00                 | 0                     | 0              | 0.00                 | 0                     | 0                      | 0.00                 | 0                     | 0              | 0.00                 | 0                     |
| Eastern Maine Med Ctr         | 5,153            | 14.12                | 16                    | 5,224          | 14.31                | 16                    | 12,211                 | 33.46                | 37                    | 12,380         | 33.92                | 38                    |
| Franklin Memorial Hosp        | 0                | 0.00                 | 0                     | 0              | 0.00                 | 0                     | 0                      | 0.00                 | 0                     | 0              | 0.00                 | 0                     |
| Henrietta D Goodall Hosp      | 0                | 0.00                 | 0                     | 0              | 0.00                 | 0                     | 0                      | 0.00                 | 0                     | 0              | 0.00                 | 0                     |
| Houlton Regional Hosp         | 0                | 0.00                 | 0                     | 0              | 0.00                 | 0                     | 0                      | 0.00                 | 0                     | 0              | 0.00                 | 0                     |
| Jackson Brook Institute       | 12,575           | 34.45                | 38                    | 12,998         | 35.61                | 40                    | 8,464                  | 23.19                | 26                    | 8,749          | 23.97                | 27                    |
| James A. Taylor Hospital      | 0                | 0.00                 | 0                     | 0              | 0.00                 | 0                     | 0                      | 0.00                 | 0                     | 0              | 0.00                 | 0                     |
| Kennebec Valley Medical Ctr   | 3,208            | 8.79                 | 10                    | 3,277          | 8.98                 | 10                    | 0                      | 0.00                 | 0                     | 0              | 0.00                 | 0                     |
| Maine Coast Memorial Hosp     | 0                | 0.00                 | 0                     | 0              | 0.00                 | 0                     | 0                      | 0.00                 | 0                     | 0              | 0.00                 | 0                     |
| Maine Medical Center          | 9,893            | 27.10                | 30                    | 10,252         | 28.09                | 31                    | 0                      | 0.00                 | 0                     | 0              | 0.00                 | 0                     |
| Mayo Regional Hosp            | 0                | 0.00                 | 0                     | 0              | 0.00                 | 0                     | 0                      | 0.00                 | 0                     | 0              | 0.00                 | 0                     |
| Mercy Hospital                | 0                | 0.00                 | 0                     | 0              | 0.00                 | 0                     | 9,739                  | 26.68                | 30                    | 10,067         | 27.58                | 31                    |
| Mid-Maine Medical Center      | 7,655            | 20.97                | 23                    | 7,792          | 21.35                | 24                    | 8,175                  | 22.40                | 25                    | 8,321          | 22.80                | 25                    |
| Miles Memorial Hospital       | 0                | 0.00                 | 0                     | 0              | 0.00                 | 0                     | 0                      | 0.00                 | 0                     | 0              | 0.00                 | 0                     |
| Millinocket Regional Hospital | 0                | 0.00                 | 0                     | 0              | 0.00                 | 0                     | 0                      | 0.00                 | 0                     | 0              | 0.00                 | 0                     |
| Mount Desert Island Hosp      | 0                | 0.00                 | 0                     | 0              | 0.00                 | 0                     | 0                      | 0.00                 | 0                     | 0              | 0.00                 | 0                     |
| Northern Cumberland Mem Hosp  | 0                | 0.00                 | 0                     | 0              | 0.00                 | 0                     | 0                      | 0.00                 | 0                     | 0              | 0.00                 | 0                     |
| Northern Maine Medical Center | 0                | 0.00                 | 0                     | 0              | 0.00                 | 0                     | 0                      | 0.00                 | 0                     | 0              | 0.00                 | 0                     |
| Osteopathic Hospital of Maine | 0                | 0.00                 | 0                     | 0              | 0.00                 | 0                     | 0                      | 0.00                 | 0                     | 0              | 0.00                 | 0                     |
| Parkview Memorial Hospital    | 0                | 0.00                 | 0                     | 0              | 0.00                 | 0                     | 0                      | 0.00                 | 0                     | 0              | 0.00                 | 0                     |
| Penobscot Bay Medical Center  | 1,801            | 4.93                 | 5                     | 1,893          | 5.19                 | 6                     | 0                      | 0.00                 | 0                     | 0              | 0.00                 | 0                     |
| Penobscot Valley Hospital     | 0                | 0.00                 | 0                     | 0              | 0.00                 | 0                     | 0                      | 0.00                 | 0                     | 0              | 0.00                 | 0                     |
| Redington-Fairview Gen Hosp   | 0                | 0.00                 | 0                     | 0              | 0.00                 | 0                     | 0                      | 0.00                 | 0                     | 0              | 0.00                 | 0                     |
| Regional Memorial Hospital    | 2,683            | 7.35                 | 8                     | 2,807          | 7.69                 | 9                     | 0                      | 0.00                 | 0                     | 0              | 0.00                 | 0                     |
| Rumford Community Hospital    | 0                | 0.00                 | 0                     | 0              | 0.00                 | 0                     | 0                      | 0.00                 | 0                     | 0              | 0.00                 | 0                     |
| Sebastiack Valley Hospital    | 0                | 0.00                 | 0                     | 0              | 0.00                 | 0                     | 0                      | 0.00                 | 0                     | 0              | 0.00                 | 0                     |
| Southern Maine Medical Center | 2,895            | 7.93                 | 9                     | 3,054          | 8.37                 | 9                     | 0                      | 0.00                 | 0                     | 0              | 0.00                 | 0                     |
| St Andrew's Hospital          | 0                | 0.00                 | 0                     | 0              | 0.00                 | 0                     | 0                      | 0.00                 | 0                     | 0              | 0.00                 | 0                     |
| St Joseph Hospital            | 0                | 0.00                 | 0                     | 0              | 0.00                 | 0                     | 0                      | 0.00                 | 0                     | 0              | 0.00                 | 0                     |
| St Mary's General Hospital    | 6,840            | 18.74                | 21                    | 6,886          | 18.87                | 21                    | 8,608                  | 23.58                | 26                    | 8,665          | 23.74                | 26                    |
| Stephens Memorial Hospital    | 0                | 0.00                 | 0                     | 0              | 0.00                 | 0                     | 0                      | 0.00                 | 0                     | 0              | 0.00                 | 0                     |
| The Arrostook Medical Center  | 2,529            | 6.93                 | 8                     | 2,462          | 6.75                 | 7                     | 0                      | 0.00                 | 0                     | 0              | 0.00                 | 0                     |
| Van Buren Community Hospital  | 0                | 0.00                 | 0                     | 0              | 0.00                 | 0                     | 0                      | 0.00                 | 0                     | 0              | 0.00                 | 0                     |
| Waldo County General Hosp     | 0                | 0.00                 | 0                     | 0              | 0.00                 | 0                     | 0                      | 0.00                 | 0                     | 0              | 0.00                 | 0                     |
| Waterville Osteo Hosp         | 0                | 0.00                 | 0                     | 0              | 0.00                 | 0                     | 0                      | 0.00                 | 0                     | 0              | 0.00                 | 0                     |
| Westbrook Community Hosp      | 0                | 0.00                 | 0                     | 0              | 0.00                 | 0                     | 0                      | 0.00                 | 0                     | 0              | 0.00                 | 0                     |
| York Hospital                 | 0                | 0.00                 | 0                     | 0              | 0.00                 | 0                     | 0                      | 0.00                 | 0                     | 0              | 0.00                 | 0                     |

NOTES: Mid-Maine Medical Center includes Charles A. Dean Hospital, and The Arrostook Medical Center includes Community General Hospital and A. R. Gould Memorial Hospital. Numbers of inpatient days are from Tables 16 and 17 of this report. The numbers of beds for Psychiatric Care and Alcohol Rehabilitation are calculated as described in Standard 9. All values shown are rounded.

Table Prepared by the office of Data, Research, and Vital Statistics; Maine Department of Human Services. July, 1988.

filename: PT\_DAYS(BA1) on disk 03-031

Table 20

Expected Inpatient Days and Beds by Hospital for Medical/Surgical Care, 1990

| Facility                        | Number of Inpatient Days | Average Daily Census | Certificate of Need Occupancy Rate Standard |                       | Occupancy Range for Internal Planning and Appropriateness Review |                       |                        |                       |
|---------------------------------|--------------------------|----------------------|---|-----------------------|--|-----------------------|------------------------|-----------------------|
|                                 |                          |                      | CON Occupancy Rate                          | Number of Beds Needed | Minimum Occupancy Rate   | Number of Beds Needed | Maximum Occupancy Rate | Number of Beds Needed |
| All Facilities                  | 819,496                  | 2,245.19             |   | 2,667                 |  | 2,939                 |                        | 2,450                 |
| Bath Memorial                   | 6,712                    | 18.39                | 72%   | 26                    | 57%  | 32                    | 87%                    | 21                    |
| Blue Hill Memorial              | 4,951                    | 13.57                | 69%   | 20                    | 52%  | 26                    | 86%                    | 16                    |
| Calais Regional                 | 6,312                    | 17.29                | 72%   | 24                    | 57%  | 30                    | 87%                    | 20                    |
| Cary Medical Center             | 15,196                   | 41.63                | 81%   | 51                    | 72%  | 58                    | 90%                    | 46                    |
| Gastine Community Hosp          | 962                      | 2.64                 | 54%   | 5                     | 27%  | 10                    | 81%                    | 3                     |
| Central Maine Med Ctr           | 47,947                   | 131.36               | 90%   | 146                   | 86%  | 153                   | 94%                    | 140                   |
| Down East Community Hospital    | 9,755                    | 26.73                | 76%   | 35                    | 64%  | 42                    | 88%                    | 30                    |
| Eastern Maine Med Ctr           | 79,328                   | 217.34               | 90%   | 241                   | 87%  | 250                   | 94%                    | 231                   |
| Franklin Memorial Hosp          | 14,599                   | 40.00                | 81%   | 49                    | 72%  | 56                    | 90%                    | 44                    |
| Henrietta D Goodall Hosp        | 14,125                   | 38.70                | 81%   | 48                    | 72%  | 54                    | 90%                    | 43                    |
| Houlton Regional Hosp           | 9,728                    | 26.65                | 76%   | 35                    | 64%  | 42                    | 88%                    | 30                    |
| Jackson Brook Institute         | 0                        | 0.00                 |   | 0                     |  | 0                     |                        | 0                     |
| James A. Taylor Hospital        | 3,839                    | 10.52                | 67%   | 16                    | 48%  | 22                    | 86%                    | 12                    |
| Kennebec Valley Medical Center  | 34,230                   | 93.78                | 87%   | 108                   | 82%  | 114                   | 92%                    | 102                   |
| Maine Coast Memorial Hosp       | 9,925                    | 27.19                | 76%   | 36                    | 64%  | 42                    | 88%                    | 31                    |
| Maine Medical Center            | 146,615                  | 401.69               | 90%   | 446                   | 88%  | 456                   | 94%                    | 427                   |
| Mayo Regional Hosp              | 11,235                   | 30.78                | 79%   | 39                    | 68%  | 45                    | 90%                    | 34                    |
| Mercy Hospital                  | 43,953                   | 120.42               | 89%   | 135                   | 85%  | 142                   | 93%                    | 129                   |
| Mid-Maine Medical Center        | 41,857                   | 114.68               | 89%   | 129                   | 85%  | 135                   | 93%                    | 123                   |
| Miles Memorial Hospital         | 6,183                    | 16.94                | 72%   | 24                    | 57%  | 30                    | 87%                    | 19                    |
| Millinocket Regional Hospital   | 7,241                    | 19.84                | 73%   | 27                    | 59%  | 34                    | 87%                    | 23                    |
| Mount Desert Island Hosp        | 9,373                    | 25.68                | 76%   | 34                    | 64%  | 40                    | 88%                    | 29                    |
| Northern Cumberland Mem Hosp    | 9,288                    | 25.45                | 76%   | 33                    | 64%  | 40                    | 88%                    | 29                    |
| Northern Maine Medical Center   | 8,921                    | 24.44                | 75%   | 33                    | 63%  | 39                    | 87%                    | 28                    |
| Osteopathic Hospital of Maine   | 36,372                   | 99.65                | 88%   | 113                   | 83%  | 120                   | 93%                    | 107                   |
| Parkview Memorial Hospital      | 8,256                    | 22.62                | 74%   | 31                    | 61%  | 37                    | 87%                    | 26                    |
| Penobscot Bay Medical Center    | 25,112                   | 68.80                | 85%   | 81                    | 79%  | 87                    | 91%                    | 76                    |
| Penobscot Valley Hospital       | 4,967                    | 13.61                | 70%   | 19                    | 53%  | 26                    | 87%                    | 16                    |
| Redington-Fairview General Hosp | 14,105                   | 38.65                | 81%   | 48                    | 72%  | 54                    | 90%                    | 43                    |
| Regional Memorial Hospital      | 13,408                   | 36.73                | 80%   | 46                    | 70%  | 52                    | 90%                    | 41                    |
| Rumford Community Hospital      | 11,209                   | 30.71                | 79%   | 39                    | 68%  | 45                    | 90%                    | 34                    |
| Sebastiack Valley Hospital      | 3,504                    | 9.60                 | 66%   | 15                    | 44%  | 22                    | 86%                    | 11                    |
| Southern Maine Medical Center   | 32,897                   | 90.13                | 87%   | 104                   | 82%  | 110                   | 92%                    | 98                    |
| St Andrew's Hospital            | 2,987                    | 8.18                 | 65%   | 13                    | 45%  | 18                    | 85%                    | 10                    |
| St Joseph Hospital              | 20,250                   | 55.48                | 83%   | 67                    | 75%  | 74                    | 91%                    | 61                    |
| St Mary's General Hospital      | 31,748                   | 86.98                | 87%   | 100                   | 82%  | 106                   | 92%                    | 95                    |
| Stephens Memorial Hospital      | 12,610                   | 34.55                | 80%   | 43                    | 70%  | 49                    | 90%                    | 38                    |
| The Aroostook Medical Center    | 16,896                   | 46.29                | 82%   | 56                    | 74%  | 63                    | 90%                    | 51                    |
| Van Buren Community Hospital    | 1,123                    | 3.08                 | 56%   | 5                     | 29%  | 11                    | 82%                    | 4                     |
| Waldo County General Hosp       | 7,944                    | 21.76                | 74%   | 29                    | 61%  | 36                    | 87%                    | 25                    |
| Waterville Osteo Hosp           | 15,643                   | 42.86                | 81%   | 53                    | 72%  | 60                    | 90%                    | 48                    |
| Westbrook Community Hosp        | 3,233                    | 8.86                 | 65%   | 14                    | 44%  | 20                    | 86%                    | 10                    |
| York Hospital                   | 14,958                   | 40.98                | 81%   | 51                    | 72%  | 57                    | 90%                    | 46                    |

NOTES: Mid-Maine Medical Center includes Charles A. Dean Hospital, and The Aroostook Medical Center includes Community General Hospital and A. R. Gould Memorial Hospital. Medical/Surgical Care includes Pediatric Care and Medical Rehabilitation. The number of inpatient days is from Table 16 of this report. The number of beds is calculated as described in Standard 8. All values shown are rounded.

Table Prepared by the Office of Data, Research, and Vital Statistics; Maine Department of Human Services. July, 1988.

filename: PT\_DAYS5(C01) on disk 03-031

Table 21

## Expected Inpatient Days and Beds by Hospital for Medical/Surgical Care, 1995

| Facility                        | Number of Average |              | Certificate of     |                       | Occupancy Range for Internal Planning |                       |                        |                       |
|---------------------------------|-------------------|--------------|--------------------|-----------------------|---------------------------------------|-----------------------|------------------------|-----------------------|
|                                 | Inpatient Days    | Daily Census | CON Occupancy Rate | Number of Beds Needed | Minimum Occupancy Rate                | Number of Beds Needed | Maximum Occupancy Rate | Number of Beds Needed |
| All Facilities                  | 840,859           | 2,303.72     |                    | 2,730                 |                                       | 3,005                 |                        | 2,513                 |
| Bath Memorial                   | 6,823             | 18.69        | 73%                | 26                    | 59%                                   | 32                    | 87%                    | 21                    |
| Blue Hill Memorial              | 5,332             | 14.61        | 70%                | 21                    | 53%                                   | 28                    | 87%                    | 17                    |
| Calais Regional                 | 6,237             | 17.09        | 72%                | 24                    | 57%                                   | 30                    | 87%                    | 20                    |
| Cary Medical Center             | 14,454            | 39.60        | 81%                | 49                    | 72%                                   | 55                    | 90%                    | 44                    |
| Castine Community Hosp          | 1,016             | 2.78         | 55%                | 5                     | 27%                                   | 10                    | 82%                    | 3                     |
| Central Maine Med Ctr           | 48,526            | 132.95       | 90%                | 148                   | 86%                                   | 155                   | 94%                    | 141                   |
| Down East Community Hospital    | 9,818             | 26.90        | 76%                | 35                    | 64%                                   | 42                    | 88%                    | 31                    |
| Eastern Maine Med Ctr           | 80,420            | 220.33       | 90%                | 245                   | 87%                                   | 253                   | 94%                    | 234                   |
| Franklin Memorial Hosp          | 14,945            | 40.94        | 81%                | 51                    | 72%                                   | 57                    | 90%                    | 45                    |
| Henrietta D Goodall Hosp        | 15,168            | 41.55        | 81%                | 51                    | 72%                                   | 58                    | 90%                    | 46                    |
| Houlton Regional Hosp           | 9,616             | 26.35        | 76%                | 35                    | 64%                                   | 41                    | 88%                    | 30                    |
| Jackson Brook Institute         | 0                 | 0.00         |                    | 0                     |                                       | 0                     |                        | 0                     |
| James A. Taylor Hospital        | 3,895             | 10.67        | 67%                | 16                    | 48%                                   | 22                    | 86%                    | 12                    |
| Kennebec Valley Medical Center  | 34,962            | 95.79        | 87%                | 110                   | 82%                                   | 117                   | 92%                    | 104                   |
| Maine Coast Memorial Hosp       | 10,424            | 28.56        | 78%                | 37                    | 67%                                   | 43                    | 89%                    | 32                    |
| Maine Medical Center            | 151,933           | 416.25       | 90%                | 463                   | 88%                                   | 473                   | 94%                    | 443                   |
| Mayo Regional Hosp              | 11,643            | 31.90        | 80%                | 40                    | 70%                                   | 46                    | 90%                    | 35                    |
| Mercy Hospital                  | 45,432            | 124.47       | 89%                | 140                   | 85%                                   | 146                   | 93%                    | 134                   |
| Mid-Maine Medical Center        | 42,603            | 116.72       | 89%                | 131                   | 85%                                   | 137                   | 93%                    | 126                   |
| Miles Memorial Hospital         | 6,667             | 18.27        | 72%                | 25                    | 57%                                   | 32                    | 87%                    | 21                    |
| Millinocket Regional Hospital   | 7,096             | 19.44        | 73%                | 27                    | 59%                                   | 33                    | 87%                    | 22                    |
| Mount Desert Island Hosp        | 9,749             | 26.71        | 76%                | 35                    | 64%                                   | 42                    | 88%                    | 30                    |
| Northern Cumberland Mem Hosp    | 10,027            | 27.47        | 78%                | 35                    | 67%                                   | 41                    | 89%                    | 31                    |
| Northern Maine Medical Center   | 8,108             | 22.21        | 74%                | 30                    | 61%                                   | 36                    | 87%                    | 26                    |
| Osteopathic Hospital of Maine   | 37,987            | 104.07       | 88%                | 118                   | 83%                                   | 125                   | 93%                    | 112                   |
| Parkview Memorial Hospital      | 8,852             | 24.25        | 75%                | 32                    | 63%                                   | 38                    | 87%                    | 28                    |
| Penobscot Bay Medical Center    | 26,396            | 72.32        | 85%                | 85                    | 79%                                   | 92                    | 91%                    | 79                    |
| Penobscot Valley Hospital       | 4,961             | 13.59        | 70%                | 19                    | 53%                                   | 26                    | 87%                    | 16                    |
| Redington-Fairview General Hosp | 14,606            | 40.02        | 81%                | 49                    | 72%                                   | 56                    | 90%                    | 44                    |
| Regional Memorial Hospital      | 14,027            | 38.43        | 81%                | 47                    | 72%                                   | 53                    | 90%                    | 43                    |
| Rumford Community Hospital      | 11,130            | 30.49        | 79%                | 39                    | 68%                                   | 45                    | 90%                    | 34                    |
| Sebastiack Valley Hospital      | 3,653             | 10.01        | 66%                | 15                    | 44%                                   | 23                    | 86%                    | 12                    |
| Southern Maine Medical Center   | 34,702            | 95.07        | 87%                | 109                   | 82%                                   | 116                   | 92%                    | 103                   |
| St Andrew's Hospital            | 3,253             | 8.91         | 65%                | 14                    | 44%                                   | 20                    | 86%                    | 10                    |
| St Joseph Hospital              | 20,435            | 55.99        | 83%                | 67                    | 75%                                   | 75                    | 91%                    | 62                    |
| St Mary's General Hospital      | 31,961            | 87.56        | 87%                | 101                   | 82%                                   | 107                   | 92%                    | 95                    |
| Stephens Memorial Hospital      | 13,180            | 36.11        | 80%                | 45                    | 70%                                   | 52                    | 90%                    | 40                    |
| The Aroostook Medical Center    | 16,449            | 45.07        | 82%                | 55                    | 74%                                   | 61                    | 90%                    | 50                    |
| Van Buren Community Hospital    | 966               | 2.65         | 54%                | 5                     | 27%                                   | 10                    | 81%                    | 3                     |
| Waldo County General Hosp       | 8,205             | 22.48        | 74%                | 30                    | 61%                                   | 37                    | 87%                    | 26                    |
| Waterville Osteopathic Hosp     | 15,953            | 43.71        | 82%                | 53                    | 74%                                   | 59                    | 90%                    | 49                    |
| Westbrook Community Hosp        | 3,354             | 9.19         | 65%                | 14                    | 44%                                   | 21                    | 86%                    | 11                    |
| York Hospital                   | 15,897            | 43.55        | 81%                | 54                    | 72%                                   | 60                    | 90%                    | 48                    |


NOTES: Mid-Maine Medical Center includes Charles A. Dean Hospital, and The Aroostook Medical Center includes Community General Hospital and A. R. Gould Memorial Hospital. Medical/Surgical Care includes Pediatric Care and Medical Rehabilitation. The number of beds for Medical/Surgical Care is calculated as described in Standard 8. All values shown are rounded.

Table Prepared by Office of Data, Research, and Vital Statistics; Maine Department of Human Services. July, 1988.

filename: PT\_DAYS6(G1) on disk 03-057

# APPENDICES





APPENDIX I - Standards Relating to Utilization, Occupancy Rates, and Bed Supply  
for General Hospitals

1. State-wide Hospital Utilization

\* The maximum appropriate state-wide number of general hospital patient days for Maine will be calculated using the following age groups and rates:

| <u>Age Group</u> | <u>Days of Acute Care per<br/>1,000 Population in the<br/>Age Group</u> |
|------------------|---|
| 0-14             | 250   |
| 15-44            | 750   |
| 45-64            | 1,350   |
| 65+              | 3,500   |

2. State-wide Minimum Acceptable Occupancy Rate for Non-Federal Short Stay Hospitals

\* The overall minimum acceptable non-federal, short stay hospital bed occupancy rate is 80 percent for the state as a whole. Increases in occupancy rates should result from decreases in bed supply rather than increases in utilization, unless the utilization can be shown to be appropriate.

3. State-wide Maximum Number of Non-Federal Short Stay Hospital Beds per Thousand Population

\* The state-wide maximum number of non-federal, short-stay hospital per 1,000 residents will be determined by the following method:

- (1) Determine Maine's appropriate projected number of general hospital patient days by the method stated in Standard 1 above;
- (2) Divide the appropriate projected number of patient days by the projected State population, divided by 1,000. This produces the projected age-adjusted rate of patient days per 1,000 population for Maine;
- (3) Divide (2) by 365. The quotient is the projected average daily census, per 1,000 population, age-adjusted;
- (4) Divide (3) by eighty percent. The quotient is the maximum appropriate number of projected non-federal, short-stay hospital beds per thousand population. (Short-stay is defined as an average length of stay less than 30 days.)

4. Community Level Hospital Utilization

\* A community's maximum appropriate number of projected general hospital patient days will be calculated using the following age groups and rates:

| <u>Age Group</u> | <u>Days of Acute Care per<br/>1,000 Population in the<br/>Age Group</u> |
|------------------|---|
| 0-14             | 250   |
| 15-44            | 750   |
| 45-64            | 1,350   |
| 65+              | 3,500   |

\* If historical utilization rates for a community are lower than those listed above, they will be used in the computations, unless it can be demonstrated that the lower rate reflects inappropriately low utilization. In many instances, a low utilization rate can be explained by community out-migration to other states or to Canada for hospital services and may not be the result of inappropriately low utilization.

5. Allocation of Projected Community Patient Days to Specific Hospitals

\* The projected patient days for each community as determined under Standard 4 above would be allocated to each hospital serving the community, in proportion to that hospital's share of the community's share of the community's patient days in the most recent year for which patient origin data are available.

\* The sum of the proportional allocations of all communities' projected patient days to a hospital is that hospital's appropriate number of projected patient days.

\* If a hospital serves communities where there is substantial out-migration to other states and Canada, the communities' use rates will reflect their out-migration in the form of low use rates and adjustments to the hospital's projected patient days due to out-migration are not required. However, adjustments to the hospital's projected patient days due to in-migration from other states and Canada is required. This adjustment is made by calculating the percentage of total hospital patient days due to in-migration occurring in the most recent year for which patient days are available. The hospital's adjusted total projected days, allowing for in-migration, is the sum of projected patient days increased by the percentage of in-migration patient days occurring in the most recent year for which patient origin data are available.

\* Adjustments to a hospital's total projected patient days may only be made if the hospital can demonstrate significant changes in market shares or inappropriately low historical utilization in the communities it serves.

6. Determination of Projected Obstetrical Patient Days for a Hospitals

- \* A community's projected number of births will be calculated by multiplying the community's projected population available from the Office of Health Planning and Development, by the U.S. birthrate projections available from the U.S. Bureau of Census.
- \* The projected births for each community will be allocated among the hospitals providing obstetrical services to that community in proportion to each hospital's share of deliveries of the community's births in the most recent year for which data are available.
- \* The sum of the proportional allocations of all communities' projected births to a hospital is that hospital's appropriate number of projected births. Adjustments may be made for out-of-state births delivered in Maine hospitals.
- \* The appropriate number of projected obstetrical patient days for a hospital will be calculated by multiplying the hospital's total projected births by the hospital's most recent average length of stay in days for obstetrical services or by 3.5 days, whichever is lower.
- \* In calculating obstetrical average length of stay, only obstetrics patient days should be used. Days of care in obstetrical beds for patients such as "clean" gynecological and ophthalmological should not be included.
- \* Level II Referral and Level III hospitals may be able to demonstrate a need for using an obstetrics average length of stay higher than 3.5 days.
- \* A hospital's appropriate projected number of obstetrical beds will be calculated using its projected obstetrics patient days as determined by this standard and Standard 11 below.

7. Use of Allocated Projected Patient Days to Determine a Hospital's Appropriate Bed Complement

- \* Projected obstetrical patient days, as determined by Standard 6 above, should be subtracted from the hospital's total projected patient days, as determined by Standard 5 above. The remainder is to be used to calculate the projected need for non-obstetrical beds for the hospital.
- \* To determine projected need for non-obstetrical beds for the hospital, the remainder of projected patient days should be allocated to the other bed categories (psychiatric, alcohol rehabilitation, intensive care and cardiac care, and medical-surgical (including pediatrics and medical rehabilitation) using the following procedure:
  - (1) For the most recent year for which data are available, determine the total patient days and total obstetrical patient days for the hospital;

(2) Subtract the obstetrical patient days determined in (1) above from the total patient days determined in (1) above. The remainder is the number of non-obstetrical patient days. Calculate the proportion of those non-obstetrical patient days. Calculate the proportion of those non-obstetrical patient days which were provided in each of the following bed categories.

- psychiatric
- intensive care and cardiac care
- alcohol rehabilitation
- medical-surgical, pediatric, and medical rehabilitation

(3) Allocate the hospital's projected patient days (after subtracting projected obstetrical patient days) among the above bed categories, using the proportions calculated in (2) above.

- \* The projected patient days allocated to the above services are then to be used in conjunction with the standards which follow and which apply to those services in determining each hospital's appropriate bed complement.
- \* Adjustments to the projected patient days allocated to each service at each hospital will be made if it can be demonstrated that historic utilization was inappropriate or that other factors should be considered in determining the appropriate bed complement.

8. Institutional Medical/Surgical Bed Occupancy Rates

- \* The projected medical/surgical bed occupancy rate for each acute care hospital in Maine for certificate of need reviews shall be established as provided in Figure C, Column 2.
- \* The medical/surgical bed occupancy rate for each acute care hospital in Maine for internal planning and appropriateness review should be established within its applicable range as provided in Table 1, Column 3.

9. Psychiatric and Alcohol Rehabilitation Occupancy Rates

- \* The minimum acceptable occupancy rate for dedicated hospital psychiatric and alcohol rehabilitation beds is 90%.

10. Maximum Number of ICU/CCU Beds per Institution

- \* Maximum number of beds permitted for ICU's and CCU's is to be determined by the Poisson statistical distribution method with a 95% probability that an empty bed will be available to accommodate an incoming patient. The formula to be applied is  $ADC + 1.64\sqrt{ADC}$  where ADC equals the projected Average Daily Census of the unit.

Appendix II

MINOR CIVIL DIVISIONS WITHIN MAINE'S 66 COMMUNITY AREAS

|  |                              |                           |                          |                           |
|--|------------------------------|---------------------------|--------------------------|---------------------------|
| COMMUNITY AREA #1. BERWICK<br>BERWICK                                | ELIOT                        | KITTERY                   | NORTH BERWICK            | SOUTH BERWICK             |
| COMMUNITY AREA #2. YORK<br>ogunquit                                  | WELLS                        | YORK                      |                          |                           |
| COMMUNITY AREA #3. SANFORD<br>ACTON<br>SHAPLEIGH                     | ALFRED                       | LEBANON                   | NEWFIELD                 | SANFORD                   |
| COMMUNITY AREA #4. KENNEBUNK<br>ARUNDEL                              | KENNEBUNK                    | KENNEBUNKPORT             |                          |                           |
| COMMUNITY AREA #5. BUXTON<br>BUXTON                                  | HOLLIS                       | LIMERICK                  | WATERBORO                |                           |
| COMMUNITY AREA #6. BIDDEFORD<br>BIDDEFORD                            | DAYTON                       | LYMAN                     |                          |                           |
| COMMUNITY AREA #7. SACO<br>OLD ORCHARD BEACH                         | SACO                         |                           |                          |                           |
| COMMUNITY AREA #8. SCARBORO<br>SCARBOROUGH                           |                              |                           |                          |                           |
| COMMUNITY AREA #9. SOUTH PORTLAND<br>CAPE ELIZABETH                  | SOUTH PORTLAND               |                           |                          |                           |
| COMMUNITY AREA #10. GORHAM<br>GORHAM                                 |                              |                           |                          |                           |
| COMMUNITY AREA #11. WESTBROOK<br>WESTBROOK                           |                              |                           |                          |                           |
| COMMUNITY AREA #12. PORTLAND<br>PORTLAND                             |                              |                           |                          |                           |
| COMMUNITY AREA #13. BALDWIN<br>BALDWIN<br>SEBAGO                     | CORNISH<br>STANDISH          | LIMINGTON                 | PARSONFIELD              | PORTER                    |
| COMMUNITY AREA #14. GRAY<br>GRAY                                     | WINDHAM                      |                           |                          |                           |
| COMMUNITY AREA #15. FALMOUTH<br>CUMBERLAND                           | FALMOUTH                     |                           |                          |                           |
| COMMUNITY AREA #16. BRUNSWICK<br>BRUNSWICK                           | HARPSWELL                    |                           |                          |                           |
| COMMUNITY AREA #17. FREEPORT<br>FREEPORT                             | NORTH YARMOUTH               | POWNAI                    | YARMOUTH                 |                           |
| COMMUNITY AREA #18. BATH<br>ARROWSIC<br>WISCASSET                    | BATH<br>WOOLWICH             | GEORGETOWN                | PHIPPSBURG               | WEST BATH                 |
| COMMUNITY AREA #19. DAMARISCOTTA<br>BOOTHBAY<br>EDGECOMB<br>WESTPORT | BOOTHBAY HARBOR<br>NEWCASTLE | BREMEN<br>NOBLEBORO       | BRISTOL<br>SOUTH BRISTOL | DAMARISCOTTA<br>SOUTHPORT |
| COMMUNITY AREA #20. BRIDGTON<br>BRIDGTON<br>HARRISON<br>STONEHAM     | BROWNFIELD<br>HIRAM<br>STOW  | CASCO<br>LOVELL<br>SWEDEN | DENMARK<br>NAPLES        | FRYEBURG<br>RAYMOND       |
| COMMUNITY AREA #21. NEW GLOUCESTER<br>HEBRON                         | MECHANIC FALLS               | MINOT                     | NEW GLOUCESTER           | POLAND                    |
| COMMUNITY AREA #22. AUBURN<br>AUBURN                                 |                              |                           |                          |                           |
| COMMUNITY AREA #23. LEWISTON<br>LEWISTON                             |                              |                           |                          |                           |

Appendix II

MINOR CIVIL DIVISIONS WITHIN MAINE'S 66 COMMUNITY AREAS

|   |                                      |                                       |                               |                                     |
|---|--------------------------------------|---------------------------------------|-------------------------------|-------------------------------------|
| COMMUNITY AREA #24. LISBON<br>DURHAM                                | LISBON                               | SABATTUS                              | WALES                         |                                     |
| COMMUNITY AREA #25. TOPSHAM<br>BOWDOIN                              | BOWDOINHAM                           | TOPSHAM                               |                               |                                     |
| COMMUNITY AREA #26. GARDINER<br>CHELSEA<br>PERKINS TWP              | DRESDEN<br>PITTSTON                  | FARMINGDALE<br>RANDOLPH               | GARDINER<br>RICHMOND          | LITCHFIELD<br>WEST GARDINER         |
| COMMUNITY AREA #27. WHITFIELD<br>ALNA<br>VASSALBORO                 | CHINA<br>WHITEFIELD                  | JEFFERSON<br>WINDSOR                  | PALERMO                       | SOMERVILLE                          |
| COMMUNITY AREA #28. WALDOBORO<br>APPLETON<br>OWLS HEAD<br>WALDOBORO | CUSHING<br>SOUTH THOMASTON<br>WARREN | FRIENDSHIP<br>ST GEORGE<br>WASHINGTON | HOPE<br>THOMASTON             | MONHEGAN<br>UNION                   |
| COMMUNITY AREA #29. ROCKLAND<br>CAMDEN<br>ROCKLAND                  | ISLESBORO<br>ROCKPORT                | LINCOLNVILLE<br>VINALHAVEN            | MATINICUS ISLE                | NORTH HAVEN                         |
| COMMUNITY AREA #30. NORWAY<br>NORWAY<br>WEST PARIS                  | OTISFIELD                            | OXFORD                                | PARIS                         | WATERFORD                           |
| COMMUNITY AREA #31. LEEDS<br>BUCKFIELD                              | GREENE                               | LEEDS                                 | TURNER                        |                                     |
| COMMUNITY AREA #32. MONMOUTH<br>FAYETTE<br>WAYNE                    | MONMOUTH<br>WINTHROP                 | MT VERNON                             | READFIELD                     | VIENNA                              |
| COMMUNITY AREA #33. AUGUSTA<br>AUGUSTA                              | HALLOWELL                            | MANCHESTER                            |                               |                                     |
| COMMUNITY AREA #34. BETHEL<br>BETHEL<br>GREENWOOD<br>S OXFORD U     | CANTON<br>HARTFORD<br>SUMNER         | CARTHAGE<br>NEWRY<br>UPTON            | DIXFIELD<br>PERU<br>WELD      | GILEAD<br>S FRANKLIN U<br>WOODSTOCK |
| COMMUNITY AREA #35. JAY<br>JAY                                      | LIVERMORE                            | LIVERMORE FALLS                       |                               |                                     |
| COMMUNITY AREA #36. BELGRADE<br>BELGRADE                            | OAKLAND                              | ROME                                  | SIDNEY                        | SMITHFIELD                          |
| COMMUNITY AREA #37. WATERVILLE<br>WATERVILLE                        | WINSLOW                              |                                       |                               |                                     |
| COMMUNITY AREA #38. BROOKS<br>ALBION<br>KNOX<br>SEARSMONT           | BELMONT<br>LIBERTY<br>THORNDIKE      | BROOKS<br>MONROE<br>TROY              | FREEDOM<br>MONTVILLE<br>UNITY | JACKSON<br>MORRILL<br>UNITY TWP     |
| COMMUNITY AREA #39. BELFAST<br>BELFAST                              | NORTHPORT                            | SEARSPORT                             | SWANVILLE                     | WALDO                               |
| COMMUNITY AREA #40. BUCKSPORT<br>BUCKSPORT<br>VERONA                | FRANKFORT<br>WINTERPORT              | ORLAND                                | PROSPECT                      | STOCKTON SPRINGS                    |
| COMMUNITY AREA #41. RUMFORD<br>ANDOVER<br>ROXBURY                   | BYRON<br>RUMFORD                     | HANOVER                               | MEXICO                        | MILTON TWP                          |
| COMMUNITY AREA #42. FARMINGTON<br>CHESTERVILLE<br>WILTON            | FARMINGTON                           | INDUSTRY                              | NEW SHARON                    | TEMPLE                              |
| COMMUNITY AREA #43. SKOWHEGAN<br>CANAAN                             | CORNVILLE                            | MERCER                                | NORRIDGEWOCK                  | SKOWHEGAN                           |

Appendix II  
 MINOR CIVIL DIVISIONS WITHIN MAINE'S 66 COMMUNITY AREAS

|  |   |   |  |  |
|--|---|---|--|--|
| COMMUNITY AREA #44. FAIRFIELD<br>BENTON  | BURNHAM   | CLINTON   | FAIRFIELD  |  |
| COMMUNITY AREA #45. PITTSFIELD<br>DETROIT  | HARTLAND  | PALMYRA   | PITTSFIELD   | ST ALBANS  |
| COMMUNITY AREA #46. RANGELEY<br>ANSON<br>DALLAS<br>KINGFIELD<br>NEW PORTLAND<br>SANDY RIVER                  | AVON<br>E C FRANKLIN U<br>LINCOLN PLT<br>NEW VINEYARD<br>STARKS | C SOMERSET U<br>EMBDEN<br>MADISON<br>PHILLIPS<br>STRONG         | CARRABASSETT VALLEY<br>EUSTIS<br>MADRID<br>RANGELEY                      | COPLIN<br>HIGHLAND<br>MAGALLOWAY<br>RANGELEY PLT               |
| COMMUNITY AREA #47. GREENVILLE<br>ABBOT<br>BRIGHTON PLT<br>GUILFORD<br>MOOSE RIVER<br>SHIRLEY<br>WILLIMANTIC | ATHENS<br>CARATUNK<br>HARMONY<br>MOSCOW<br>SOLOM                | BEAVER COVE<br>DENNISTOWN<br>JACKMAN<br>PARKMAN<br>THE FORKS    | BINGHAM<br>ELLIOTSVILLE<br>KINGSBURY PLT<br>PLEASANT RIDGE<br>WELLINGTON | BLANCHARD<br>GREENVILLE<br>MONSON<br>SANGERVILLE<br>WEST FORKS |
| COMMUNITY AREA #48. DOVER-FOXCROFT<br>ATKINSON<br>DEXTER<br>MEDFORD  | BARNARD PLT<br>DOVER-FOXCROFT<br>MILO                           | BOWERBANK<br>EXETER<br>RIPLEY                                   | BROWNVILLE<br>GARLAND<br>SEBEC   | CAMBRIDGE<br>LAKE VIEW   |
| COMMUNITY AREA #49. CORINTH<br>BRADFORD<br>KENDUSKEAG  | CHARLESTON<br>LEVANT  | CORINNA<br>NEWPORT  | CORINTH<br>PLYMOUTH  | HUDSON<br>STETSON  |
| COMMUNITY AREA #50. BANGOR<br>BANGOR<br>HAMPDEN  | CARMEL<br>HERMON  | DIXMONT<br>NEWBURGH   | ETNA<br>VEAZIE   | GLENBURN   |
| COMMUNITY AREA #51. OLD TOWN<br>ALTON<br>INDIAN ISLAND   | ARGYLE TWP<br>LAGRANGE  | BRADLEY<br>MILFORD  | GREENBUSH<br>OLD TOWN  | GREENFIELD   |
| COMMUNITY AREA #52. ORONO<br>ORONO   |   |   |  |  |
| COMMUNITY AREA #53. BREWER<br>AMHERST<br>EDDINGTON   | AURORA<br>GREAT POND  | BREWER<br>HOLDEN  | CLIFTON<br>ORRINGTON   | DEDHAM   |
| COMMUNITY AREA #54. ELLSWORTH<br>C HANCOCK U<br>LAMOINE<br>WALTHAM   | EASTBROOK<br>MARIAVILLE   | ELLSWORTH<br>OSBORN   | FRANKLIN<br>OTIS   | HANCOCK<br>TRENTON   |
| COMMUNITY AREA #55. DEER ISLE<br>BLUE HILL<br>ISLE AU HAUT   | BROOKLIN<br>PENOBSCOT   | BROOKSVILLE<br>SEDGWICK   | CASTINE<br>STONINGTON  | DEER ISLE<br>SURRY   |
| COMMUNITY AREA #56. BAR HARBOR<br>BAR HARBOR<br>SORRENTO<br>TREMONT  | CRANBERRY ISLES<br>SOUTHWEST HARBOR<br>WINTER HARBOR            | FRENCHBORO<br>STEUBEN   | GOULDSBORO<br>SULLIVAN   | MOUNT DESERT<br>SWANS ISLAND                                   |
| COMMUNITY AREA #57. MACHIAS<br>ADDISON<br>COLUMBIA<br>EAST MACHIAS<br>MACHIAS<br>ROQUE BLUFFS                | BEALS<br>COLUMBIA FALLS<br>HARRINGTON<br>MACHIASPORT<br>WHITING | BEDDINGTON<br>CUTLER<br>JONESBORO<br>MARSHFIELD<br>WHITNEYVILLE | CENTERVILLE<br>DEBLOIS<br>JONESPORT<br>MILBRIDGE                         | CHERRYFIELD<br>E C WASHINGTON U<br>LUBEC<br>NORTHFIELD         |



Appendix II

MINOR CIVIL DIVISIONS WITHIN MAINE'S 66 COMMUNITY AREAS

|                                      |                |                   |                |               |
|--------------------------------------|----------------|-------------------|----------------|---------------|
| COMMUNITY AREA #58. CALAIS           |                |                   |                |               |
| ALEXANDER                            | BAILEYVILLE    | BARING PLT        | CALAIS         | CHARLOTTE     |
| CODYVILLE                            | COOPER         | CRAWFORD          | DENNYSVILLE    | EASTPORT      |
| GRANDLAKE STREAM                     | INDIAN TWP IR  | MEDDYBEMPS        | N WASHINGTON U | PEMBROKE      |
| PERRY                                | PLANTATION #14 | PLANTATION 21     | PLEASANT POINT | PRINCETON     |
| ROBBINSON                            | TALMADGE       | TOPSFIELD         | VANCEBORO      | WAITE         |
| WESLEY                               |                |                   |                |               |
| COMMUNITY AREA #59. LINCOLN          |                |                   |                |               |
| BURLINGTON                           | CARROLL        | CHESTER           | EDINBURG       | ENFIELD       |
| GRAND FALLS TOWNSHIP                 | HOWLAND        | LAKEVILLE         | LEE            | LINCOLN       |
| LOWELL                               | MACWAHOC       | MATTAWAMKEAG      | MAXFIELD       | PASSADUMKEAG  |
| PRENTISS                             | SEBOEIS        | SPRINGFIELD       | WEBSTER        | WINN          |
| WOODVILLE                            |                |                   |                |               |
| COMMUNITY AREA #60. MILLINOCKET      |                |                   |                |               |
| BENEDICTA                            | E. MILLINOCKET | MEDWAY            | MILLINOCKET    | SHERMAN       |
| STACYVILLE                           |                |                   |                |               |
| COMMUNITY AREA #61. HOULTON          |                |                   |                |               |
| AMITY                                | BANCROFT       | CARY              | CRYSTAL        | DANFORTH      |
| DREW                                 | DYER BROOK     | GLENWOOD PLT      | HAMMOND        | HAYNESVILLE   |
| HERSEY                               | HODGDON        | HOULTON           | ISLAND FALLS   | LINNEUS       |
| LITTLETON                            | LUDLOW         | MERRILL           | MONTICELLO     | MORO          |
| MT CHASE                             | NEW LIMERICK   | OAKFIELD          | ORIENT         | PATTEN        |
| REED                                 | SMYRNA         | WESTON            |                |               |
| COMMUNITY AREA #62. PRESQUE ISLE     |                |                   |                |               |
| ASHLAND                              | BLAINE         | BRIDGEWATER       | CASTLE HILL    | CHAPMAN       |
| E PLANTATION                         | EASTON         | GARFIELD          | MAPLETON       | MARS HILL     |
| MASARDIS                             | NASHVILLE      | OXBOW             | PERHAM         | PORTAGE LAKE  |
| PRESQUE ISLE                         | WADE           | WASHBURN          | WESTFIELD      |               |
| COMMUNITY AREA #63. FORT FAIRFIELD   |                |                   |                |               |
| CASWELL                              | FORT FAIRFIELD | LIMESTONE         |                |               |
| COMMUNITY AREA #64. CARIBOU          |                |                   |                |               |
| CARIBOU                              | CONNOR TWP     | NEW SWEDEN        | STOCKHOLM      | WESTMANLAND   |
| WOODLAND                             |                |                   |                |               |
| COMMUNITY AREA #65. MADAWASKA        |                |                   |                |               |
| CYR                                  | GRAND ISLE     | HAMLIN            | MADAWASKA      | VAN BUREN     |
| COMMUNITY AREA #66. FORT KENT        |                |                   |                |               |
| ALLAGASH                             | EAGLE LAKE     | FORT KENT         | FRENCHVILLE    | NEW CANADA    |
| ST. AGATHA                           | ST. FRANCIS    | ST. JOHN          | WALLAGRASS     | WINTERVILLE   |
| COMMUNITY AREA #99. UNASSIGNED AREAS |                |                   |                |               |
| C AROOSTOOK U                        | CRIEHAVEN U    | E HANCOCK U       | HIBBERTS GORE  | KINGMAN TWP   |
| N E PISCATAQUIS U                    | N E SOMERSET U | N FRANKLIN U      | N OXFORD U     | N PENOBSCOT U |
| N W AROOSTOOK U                      | N W HANCOCK U  | N W PISCATAQUIS U | N W SOMERSET U | S AROOSTOOK U |
| S E PISCATAQUIS U                    | SEBOOMOOK U    | SQUARE LAKE U     | SUMMIT TWP     | TWOMBLY       |
| UNKNOWN                              | W C FRANKLIN   | WHITNEY U         | WYMAN          |               |

Appendix III. TECHNICAL NOTES ON DATA SOURCES AND LIMITATIONS

Data Sources

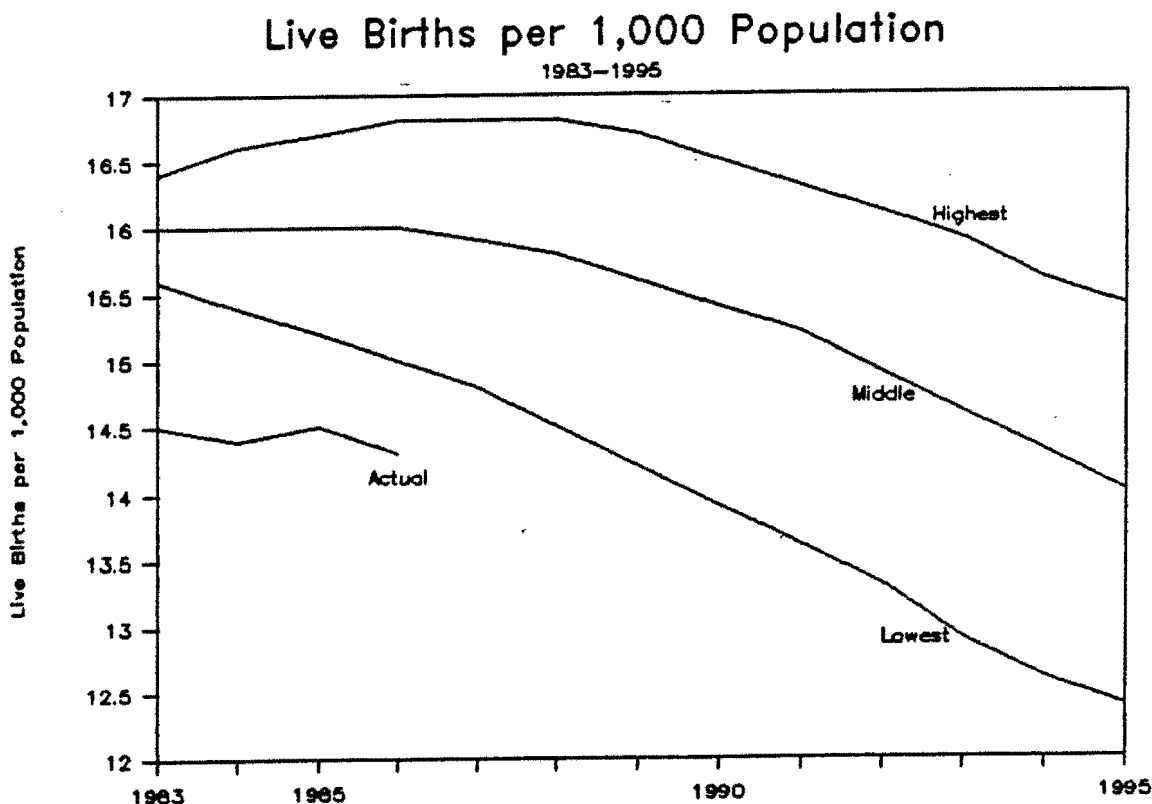
U.S. Census for 1990 and 1995 Birthrate Projections.

Maine Health Care Finance Commission for 1986 Inpatient Days by Hospital and Patient Origin.

Office of Data, Research, and Vital Statistics for 1986 Population Estimates, for 1985 Inpatient Days by Hospital and Type of Care, for 1990 and 1995 Population Projections, and for 1986 Resident Live Births.

Birth Rate Projections

A series of birth rate projections published by the U.S. Census Bureau is referenced in Standard 6 (Appendix I). The birth rates used in Table 9 were issued in 1984 and are those described as "Series 14. Middle Series" (chart below). For the four years for which actual birth rates are known, the actual are lower than the lowest projected birth rate for that year, as shown in the following chart. The chart shows also the published birth rate projections described as "Series 19. Lowest Series" and "Series 9. Highest Series".



If the present report does over-estimate births in 1990, there would have been no effect on total inpatient days, but the number of non-obstetrical inpatient days to be distributed among the other four types of care would be reduced.

UNIV OF MAINE - PORTLAND



3 1390 00334322 3

RA 981 M2 G744 1988  
Greenberg, Stephen.  
Acute care bed need in Maine

NON-DISCRIMINATION NOTICE

In accordance with Title VI of the Civil Rights Act of 1964 (42 U.S.C. §2000d et seq.), Section 504 of the Rehabilitation Act of 1973, as amended (29 U.S.C. §794), the Age Discrimination Act of 1975, as amended (42 U.S.C. §6101 et seq.), and Title IX of the Education Amendments of 1972, the Maine Department of Human Services does not discriminate on the basis of sex, race, color, national origin, handicap or age in admission or access to or treatment or employment in its programs or activities. Ann Twombly, Affirmative Action Officer, has been designated to coordinate our efforts to comply with the U.S. Department of Health and Human Services regulations (45 C.F.R. Parts 80, 84 and 91) and the U.S. Department of Education (34 C.F.R. Part 106) implementing these Federal laws. Inquiries concerning the application of these regulations and our grievance procedures for resolution of complaints alleging discrimination may be referred to Ann Twombly at 221 State Street, Augusta, Maine 04333, Telephone Number: (207) 289-3488 (Voice) or 1-800-332-1003 (TTY), or to the Assistant Secretary of the Office of Civil Rights, Washington, D.C.

(GEN. USE)

Office of Data, Research,  
and Vital Statistics  
Maine Department of Human Services  
State House Station #11  
Augusta, Maine 04333

-Special Fourth Class-  
Book Rate