



University of Southern Maine  
USM Digital Commons

---

Maine Collection

---

2002

## State of Maine Bicycle Crash History 1996 - 2000

Maine Department of Transportation

Follow this and additional works at: [https://digitalcommons.usm.maine.edu/me\\_collection](https://digitalcommons.usm.maine.edu/me_collection)

 Part of the [Social Statistics Commons](#), [Sports Studies Commons](#), [Transportation Commons](#), [Transportation Law Commons](#), [Urban Studies and Planning Commons](#), and the [Vital and Health Statistics Commons](#)

---

### Recommended Citation

Maine Department of Transportation, "State of Maine Bicycle Crash History 1996 - 2000" (2002). *Maine Collection*. 145.

[https://digitalcommons.usm.maine.edu/me\\_collection/145](https://digitalcommons.usm.maine.edu/me_collection/145)

This Book is brought to you for free and open access by USM Digital Commons. It has been accepted for inclusion in Maine Collection by an authorized administrator of USM Digital Commons. For more information, please contact [jessica.c.hovey@maine.edu](mailto:jessica.c.hovey@maine.edu).

T 76/6.9: Bi 583 2000

**STATE OF MAINE  
BICYCLE CRASH HISTORY  
1996 - 2000**

UNIVERSITY OF SO. MAINE  
PORTLAND  
LIBRARY  
OCT 2 2002  
Maine State Doc.



Prepared by:  
**Maine Department of Transportation  
Bureau of Maintenance and Operations  
Accident Records Section  
16 State House Station  
Augusta, Maine 04333-0016**



**STATE OF MAINE**  
**HIGHWAY BICYCLE CRASHES**  
**1996 - 2000**

<b>I.</b>	<b>PREFACE</b>	<b>1</b>
<b>II.</b>	<b>BICYCLE CRASH TABLES AND CHARTS 1996-2000</b>	
	<b>Crashes Summarized by:</b>	
	County	2-5
	Severity	6-7
	Rural/Urban Designations	8
	Month	9
	Day of Week	10
	Time of Day	11
	Age Groups	12
	Contributing Factors	13
	Light Conditions	14
	Vehicle Type	15
	Weather Conditions	16
	Road Surface Conditions	17
<b>III.</b>	<b>DETAILED STATEWIDE BICYCLE ACCIDENT SUMMARIES</b>	
	2000	18-23
	1999	24-29
	1998	30-35
	1997	36-41
	1996	42-47
<b>IV.</b>	<b>APPENDIX</b>	
	Heavy Truck Codes, Axle Configurations and Descriptions	48

# STATEWIDE BICYCLE CRASHES 1996 - 2000

## Preface

This publication is a statistical review of reported motor vehicle crashes that involved bicycles in Maine during the five-year study period 1996 - 2000. The statistics are compiled from crash reports submitted to the Department of Transportation by the Traffic Division, Department of Public Safety. The Traffic Division receives all police uniform accident reports Form 13:20 A, from state, county and local police agencies.

The enclosed charts, graphs, listings and summaries were produced using the Department of Transportation's Computerized Accident Records System. Except for adjustments to locations and crash-type information for accuracy, no attempt has been made to modify the raw data received from the reporting agencies. However, because crash scenes are often dangerous and chaotic, some inaccuracies in data collection are possible.

A comparison of this report with other summaries of crashes and fatalities may also reveal inconsistencies due to changes in accident classification, late submittals, and differing reporting criteria.

The Department of Transportation and the Department of Public Safety wish to express our sincere thank you to all law enforcement agencies and officers for the work they do on crash investigations. Without their dedication, this report would not be possible.

We welcome your comments and suggestions on this report at:

Maine Department of Transportation  
Bureau of Maintenance and Operations  
Traffic Engineering Division  
Accident Records Section  
16 State House Station  
Augusta, ME 04333-0016

Tel: 207-287-3177

Fax: 207-287-3725





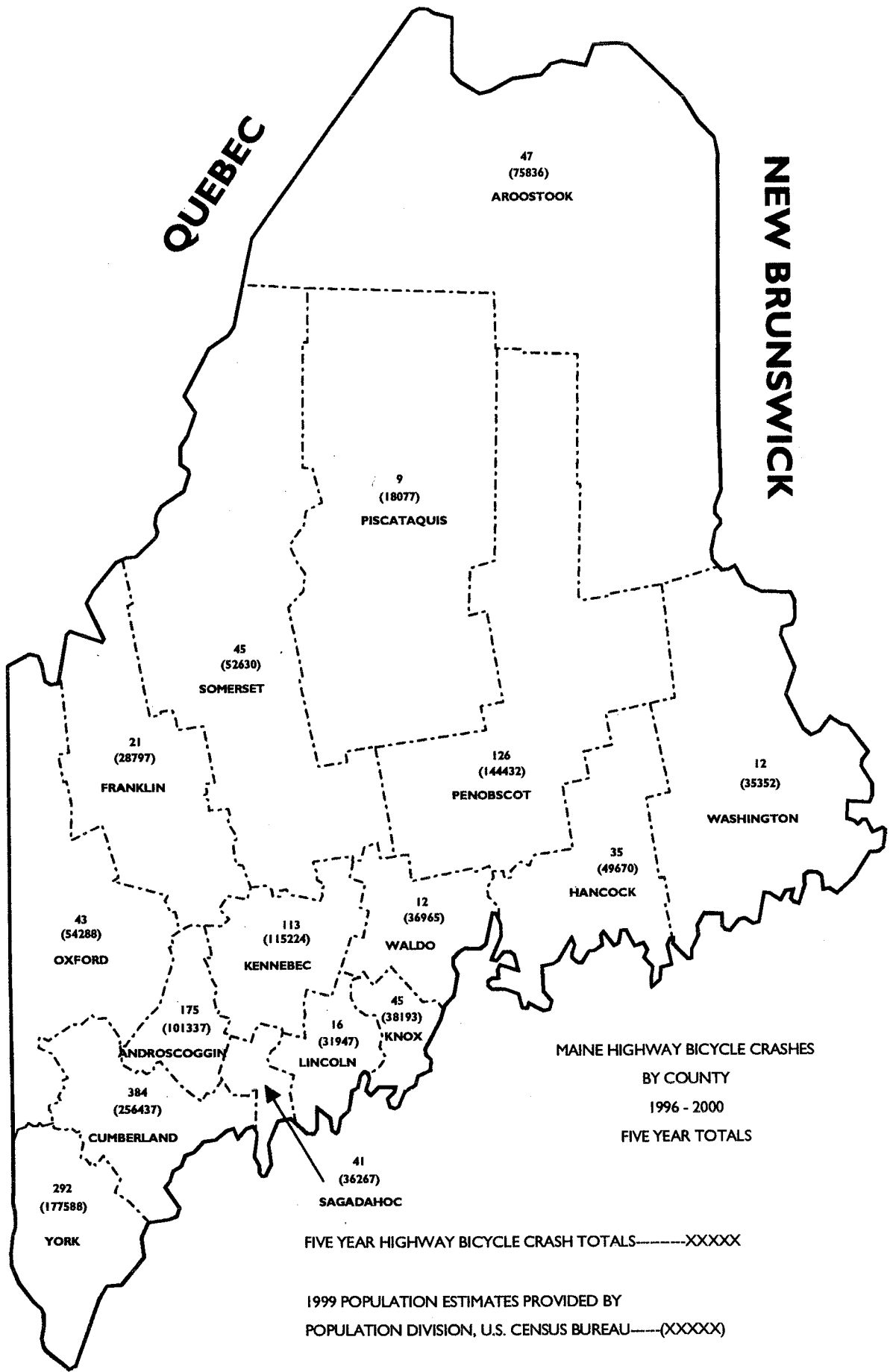
QUEBEC

NEW BRUNSWICK

NEW HAMPSHIRE



2



MAINE HIGHWAY BICYCLE CRASHES  
 BY COUNTY  
 1996 - 2000  
 FIVE YEAR TOTALS

FIVE YEAR HIGHWAY BICYCLE CRASH TOTALS-----XXXXXX

1999 POPULATION ESTIMATES PROVIDED BY  
 POPULATION DIVISION, U.S. CENSUS BUREAU----- (XXXXX)

# MAINE HIGHWAY BICYCLE CRASH SEVERITY

## By COUNTY

### 1996 - 2000

COUNTY	INJURY TYPE	1996	1997	1998	1999	2000	TOTAL CRASHES	PERCENT OF
<b>ANDROSCOGGIN</b> Percent personal injury 92.57%	FATAL (K)	0	0	1	0	0	1	0.07%
	INCAPACITATING (A)	3	4	6	6	4	23	1.62%
	NON-INCAPACITATING (B)	13	23	15	14	8	73	5.16%
	POSSIBLE INJURY (C)	15	14	16	12	8	65	4.59%
	PROPERTY DAMAGE ONLY (PDO)	3	6	4	0	0	13	0.92%
	<b>COUNTY SUBTOTAL</b>		<b>34</b>	<b>47</b>	<b>42</b>	<b>32</b>	<b>20</b>	<b>175</b>
<b>AROOSTOOK</b> Percent personal injury 93.62%	FATAL (K)	0	1	0	0	0	1	0.07%
	INCAPACITATING (A)	1	0	0	1	0	2	0.14%
	NON-INCAPACITATING (B)	6	3	7	6	4	26	1.84%
	POSSIBLE INJURY (C)	2	2	4	4	3	15	1.06%
	PROPERTY DAMAGE ONLY (PDO)	0	0	1	2	0	3	0.21%
	<b>COUNTY SUBTOTAL</b>		<b>9</b>	<b>6</b>	<b>12</b>	<b>13</b>	<b>7</b>	<b>47</b>
<b>CUMBERLAND</b> Percent personal injury 95.05%	FATAL (K)	0	0	0	0	0	0	0.00%
	INCAPACITATING (A)	9	5	3	5	9	31	2.19%
	NON-INCAPACITATING (B)	67	35	36	31	25	194	13.70%
	POSSIBLE INJURY (C)	35	31	35	25	14	140	9.89%
	PROPERTY DAMAGE ONLY (PDO)	8	2	0	7	2	19	1.34%
	<b>COUNTY SUBTOTAL</b>		<b>119</b>	<b>73</b>	<b>74</b>	<b>68</b>	<b>50</b>	<b>384</b>
<b>FRANKLIN</b> Percent personal injury 95.24%	FATAL (K)	0	0	0	0	0	0	0.00%
	INCAPACITATING (A)	1	1	0	1	1	4	0.28%
	NON-INCAPACITATING (B)	1	2	2	3	1	9	0.64%
	POSSIBLE INJURY (C)	2	1	0	2	2	7	0.49%
	PROPERTY DAMAGE ONLY (PDO)	0	0	1	0	0	1	0.07%
	<b>COUNTY SUBTOTAL</b>		<b>4</b>	<b>4</b>	<b>3</b>	<b>6</b>	<b>4</b>	<b>21</b>
<b>HANCOCK</b> Percent personal injury 97.14%	FATAL (K)	0	0	0	0	0	0	0.00%
	INCAPACITATING (A)	0	2	1	0	1	4	0.28%
	NON-INCAPACITATING (B)	2	8	3	2	3	18	1.27%
	POSSIBLE INJURY (C)	1	5	4	0	2	12	0.85%
	PROPERTY DAMAGE ONLY (PDO)	0	1	0	0	0	1	0.07%
	<b>COUNTY SUBTOTAL</b>		<b>3</b>	<b>16</b>	<b>8</b>	<b>2</b>	<b>6</b>	<b>35</b>
<b>KENNEBEC</b> Percent personal injury 97.35%	FATAL (K)	0	0	0	0	0	0	0.00%
	INCAPACITATING (A)	5	5	2	6	3	21	1.48%
	NON-INCAPACITATING (B)	11	12	8	9	15	55	3.88%
	POSSIBLE INJURY (C)	7	10	6	5	6	34	2.40%
	PROPERTY DAMAGE ONLY (PDO)	2	1	0	0	0	3	0.21%
	<b>COUNTY SUBTOTAL</b>		<b>25</b>	<b>28</b>	<b>16</b>	<b>20</b>	<b>24</b>	<b>113</b>
<b>KNOX</b> Percent personal injury 100.00%	FATAL (K)	0	0	0	1	0	1	0.07%
	INCAPACITATING (A)	0	1	2	1	0	4	0.28%
	NON-INCAPACITATING (B)	6	7	5	1	5	24	1.69%
	POSSIBLE INJURY (C)	4	4	3	3	2	16	1.13%
	PROPERTY DAMAGE ONLY (PDO)	0	0	0	0	0	0	0.00%
	<b>COUNTY SUBTOTAL</b>		<b>10</b>	<b>12</b>	<b>10</b>	<b>6</b>	<b>7</b>	<b>45</b>
<b>LINCOLN</b> Percent personal injury 93.75%	FATAL (K)	0	0	0	0	0	0	0.00%
	INCAPACITATING (A)	2	1	0	0	0	3	0.21%
	NON-INCAPACITATING (B)	5	2	0	1	4	12	0.85%
	POSSIBLE INJURY (C)	0	0	0	0	0	0	0.00%
	PROPERTY DAMAGE ONLY (PDO)	0	0	0	1	0	1	0.07%
	<b>COUNTY SUBTOTAL</b>		<b>7</b>	<b>3</b>	<b>0</b>	<b>2</b>	<b>4</b>	<b>16</b>



# MAINE HIGHWAY BICYCLE CRASH SEVERITY

## By COUNTY

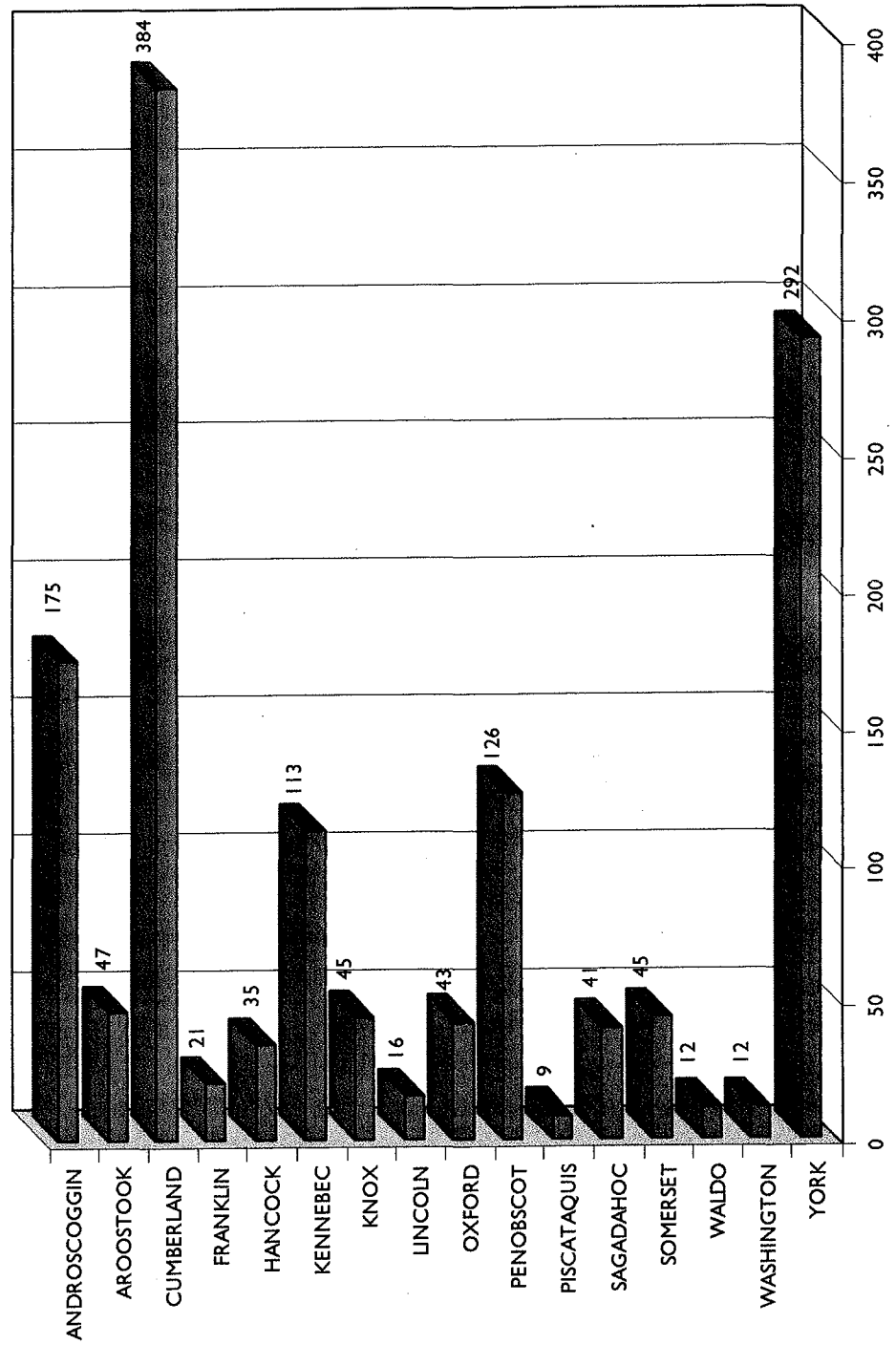
### 1996 - 2000

COUNTY	INJURY TYPE	1996	1997	1998	1999	2000	TOTAL CRASHES	PERCENT OF TOTAL
<b>OXFORD</b> Percent personal injury 97.67%	FATAL (K)	0	0	1	0	0	1	0.07%
	INCAPACITATING (A)	3	1	0	1	0	5	0.35%
	NON-INCAPACITATING (B)	5	2	3	6	3	19	1.34%
	POSSIBLE INJURY (C)	3	7	2	2	3	17	1.20%
	PROPERTY DAMAGE ONLY (PDO)	0	0	0	1	0	1	0.07%
	<b>COUNTY SUBTOTAL</b>	<b>11</b>	<b>10</b>	<b>6</b>	<b>10</b>	<b>6</b>	<b>43</b>	<b>3.04%</b>
<b>PENOBSCOT</b> Percent personal injury 96.83%	FATAL (K)	1	0	0	0	2	3	0.21%
	INCAPACITATING (A)	6	4	2	1	4	17	1.20%
	NON-INCAPACITATING (B)	10	20	12	9	15	66	4.66%
	POSSIBLE INJURY (C)	8	15	4	4	5	36	2.54%
	PROPERTY DAMAGE ONLY (PDO)	0	1	0	0	3	4	0.28%
	<b>COUNTY SUBTOTAL</b>	<b>25</b>	<b>40</b>	<b>18</b>	<b>14</b>	<b>29</b>	<b>126</b>	<b>8.90%</b>
<b>PISCATAQUIS</b> Percent personal injury 88.89%	FATAL (K)	0	0	0	0	0	0	0.00%
	INCAPACITATING (A)	0	1	0	0	0	1	0.07%
	NON-INCAPACITATING (B)	0	1	2	1	0	4	0.28%
	POSSIBLE INJURY (C)	2	0	1	0	0	3	0.21%
	PROPERTY DAMAGE ONLY (PDO)	0	0	1	0	0	1	0.07%
	<b>COUNTY SUBTOTAL</b>	<b>2</b>	<b>2</b>	<b>4</b>	<b>1</b>	<b>0</b>	<b>9</b>	<b>0.64%</b>
<b>SAGadahoc</b> Percent personal injury 95.12%	FATAL (K)	0	0	0	0	0	0	0.00%
	INCAPACITATING (A)	1	0	0	2	2	5	0.35%
	NON-INCAPACITATING (B)	8	2	4	7	5	26	1.84%
	POSSIBLE INJURY (C)	1	2	1	4	0	8	0.56%
	PROPERTY DAMAGE ONLY (PDO)	0	0	1	1	0	2	0.14%
	<b>COUNTY SUBTOTAL</b>	<b>10</b>	<b>4</b>	<b>6</b>	<b>14</b>	<b>7</b>	<b>41</b>	<b>2.90%</b>
<b>SOMERSET</b> Percent personal injury 97.78%	FATAL (K)	0	0	1	0	0	1	0.07%
	INCAPACITATING (A)	1	2	1	3	0	7	0.49%
	NON-INCAPACITATING (B)	5	7	7	3	2	24	1.69%
	POSSIBLE INJURY (C)	3	4	0	4	1	12	0.85%
	PROPERTY DAMAGE ONLY (PDO)	0	0	0	1	0	1	0.07%
	<b>COUNTY SUBTOTAL</b>	<b>9</b>	<b>13</b>	<b>9</b>	<b>11</b>	<b>3</b>	<b>45</b>	<b>3.18%</b>
<b>WALDO</b> Percent personal injury 100.00%	FATAL (K)	0	0	1	0	0	1	0.07%
	INCAPACITATING (A)	0	0	1	1	0	2	0.14%
	NON-INCAPACITATING (B)	0	1	2	2	2	7	0.49%
	POSSIBLE INJURY (C)	0	0	1	1	0	2	0.14%
	PROPERTY DAMAGE ONLY (PDO)	0	0	0	0	0	0	0.00%
	<b>COUNTY SUBTOTAL</b>	<b>0</b>	<b>1</b>	<b>5</b>	<b>4</b>	<b>2</b>	<b>12</b>	<b>0.85%</b>
<b>WASHINGTON</b> Percent personal injury 100.00%	FATAL (K)	0	0	0	0	0	0	0.00%
	INCAPACITATING (A)	2	0	0	1	0	3	0.21%
	NON-INCAPACITATING (B)	3	0	2	1	1	7	0.49%
	POSSIBLE INJURY (C)	0	2	0	0	0	2	0.14%
	PROPERTY DAMAGE ONLY (PDO)	0	0	0	0	0	0	0.00%
	<b>COUNTY SUBTOTAL</b>	<b>5</b>	<b>2</b>	<b>2</b>	<b>2</b>	<b>1</b>	<b>12</b>	<b>0.85%</b>
<b>YORK</b> Percent personal injury 96.92%	FATAL (K)	0	0	0	0	0	0	0.00%
	INCAPACITATING (A)	5	6	5	4	8	28	1.98%
	NON-INCAPACITATING (B)	43	28	36	30	31	168	11.86%
	POSSIBLE INJURY (C)	16	20	15	21	15	87	6.14%
	PROPERTY DAMAGE ONLY (PDO)	0	0	4	4	1	9	0.64%
	<b>COUNTY SUBTOTAL</b>	<b>64</b>	<b>54</b>	<b>60</b>	<b>59</b>	<b>55</b>	<b>292</b>	<b>20.62%</b>
<b>COUNTY GRAND TOTAL</b> Percent personal injury 95.83%	FATAL (K)	1	1	4	1	2	9	0.64%
	INCAPACITATING (A)	39	33	23	33	32	160	11.30%
	NON-INCAPACITATING (B)	185	153	144	126	124	732	51.69%
	POSSIBLE INJURY (C)	99	117	92	87	61	456	32.20%
	PROPERTY DAMAGE ONLY (PDO)	13	11	12	17	6	59	4.17%
	<b>GRAND TOTAL</b>	<b>337</b>	<b>315</b>	<b>275</b>	<b>264</b>	<b>225</b>	<b>1416</b>	<b>100.00%</b>



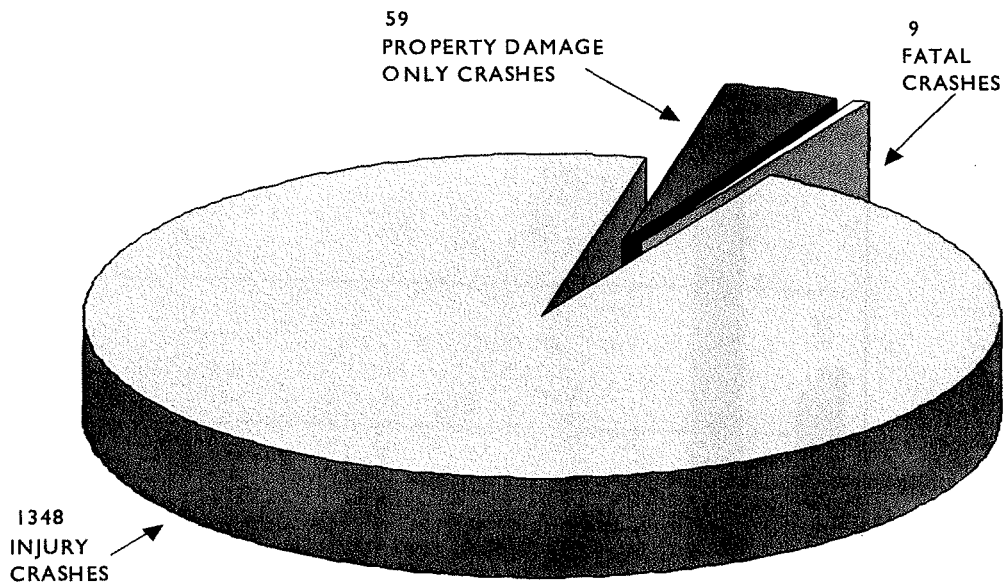


# MAINE HIGHWAY BICYCLE CRASHES BY COUNTY 1996 - 2000

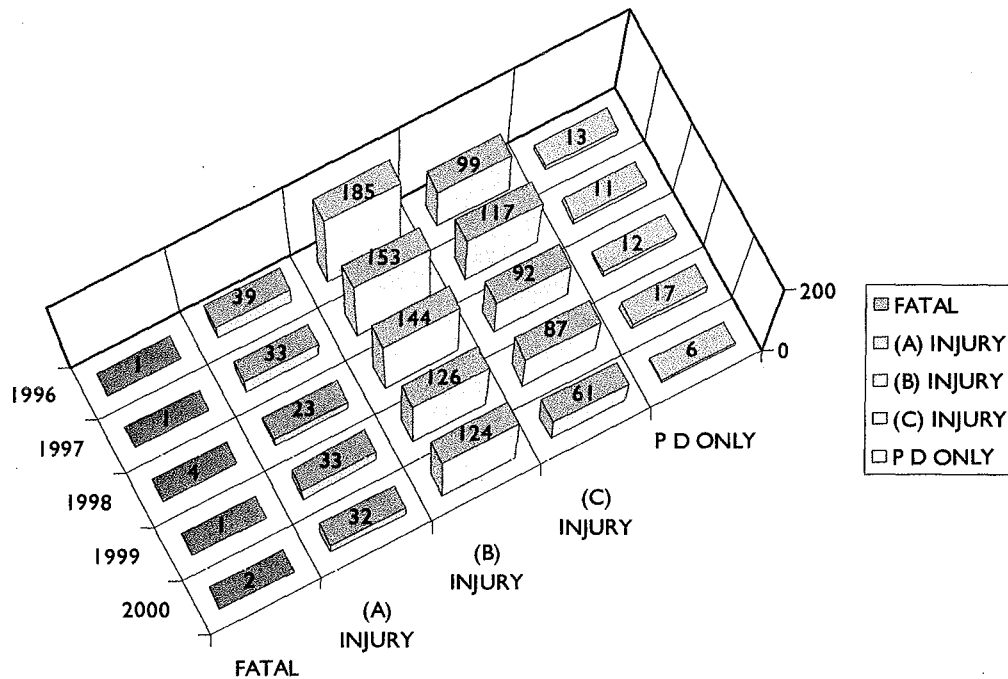


# MAINE HIGHWAY BICYCLE CRASHES 1996 - 2000

1,416 TOTAL BICYCLE CRASHES



# MAINE HIGHWAY BICYCLE CRASH SEVERITY BY YEAR 1996 - 2000



YEAR	FATAL CRASH (K)	INCAPACITATING INJURY (A)	NON INCAPACITATING INJURY (B)	POSSIBLE INJURY (C)	PROPERTY DAMAGE ONLY (PDO)	TOTAL CRASHES
1996	1	39	185	99	13	<b>337</b>
1997	1	33	153	117	11	<b>315</b>
1998	4	23	144	92	12	<b>275</b>
1999	1	33	126	87	17	<b>264</b>
2000	2	32	124	61	6	<b>225</b>
<b>TOTAL</b>	<b>9</b>	<b>160</b>	<b>732</b>	<b>456</b>	<b>59</b>	<b>1416</b>
PERCENT	0.64%	PERCENT INJURY CRASHES =		95.20%	4.17%	100.00%

**(K) = Fatal injury.** A fatal injury is any injury that results in death.

**(A) = Incapacitating injury.** An Incapacitating injury is any injury, other than a fatal injury, which prevents the injured person from walking, driving or normally continuing the activities the person was capable of performing before the injury occurred.

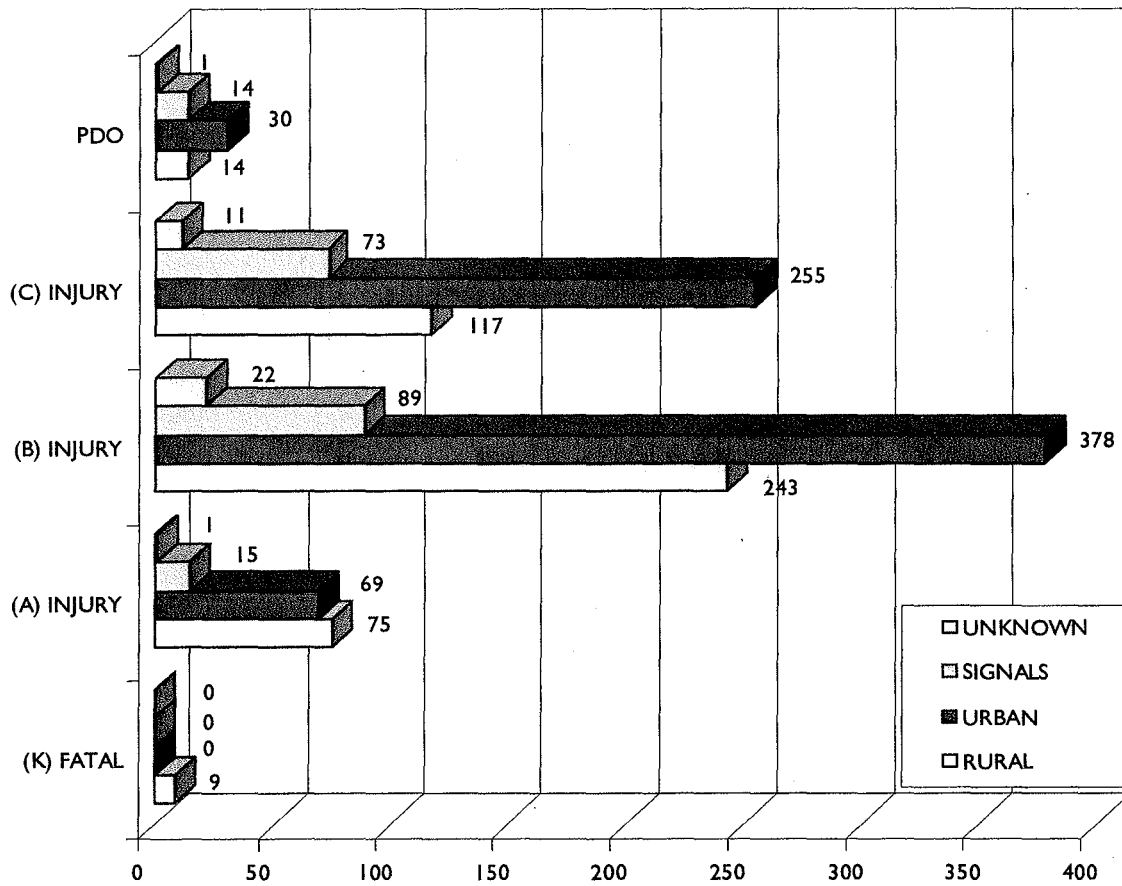
**(B) = Nonincapacitating injury.** A Nonincapacitating injury is any injury, other than fatal injury or an incapacitating injury, which is evident to observers at the scene of the accident in which the injury occurred.

**(C) = Possible injury.** A possible injury is any injury reported or claimed which is not a fatal injury, incapacitating injury or nonincapacitating injury.

**(PDO) = Property Damage only.** Damage is harm to property that reduces the monetary value of that property.



# MAINE HIGHWAY BICYCLE CRASH SEVERITY BY RURAL URBAN DESIGNATION 1996 - 2000

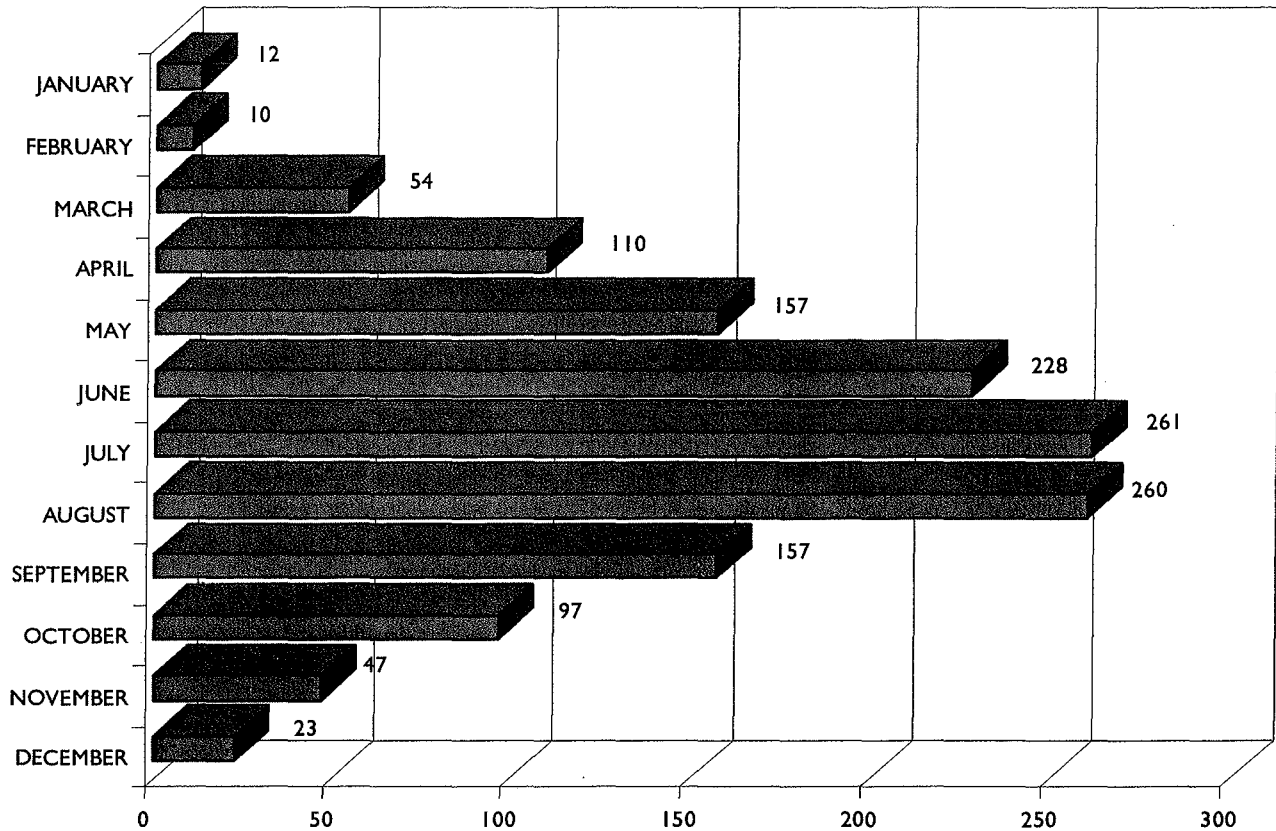


RURAL URBAN DESIGNATION	FATAL CRASH (K)	INCAPACITATING INJURY (A)	NON INCAPACITATING INJURY (B)	POSSIBLE INJURY (C)	PROPERTY DAMAGE ONLY (PDO)	FIVE YEAR TOTAL
RURAL (1)	9	75	243	117	14	458
URBAN (2)	0	69	378	255	30	732
SIGNALIZED INT.	0	15	89	73	14	191
UNKNOWN	0	1	22	11	1	35
<b>TOTAL</b>	<b>9</b>	<b>160</b>	<b>732</b>	<b>456</b>	<b>59</b>	<b>1416</b>

# MAINE HIGHWAY BICYCLE CRASHES

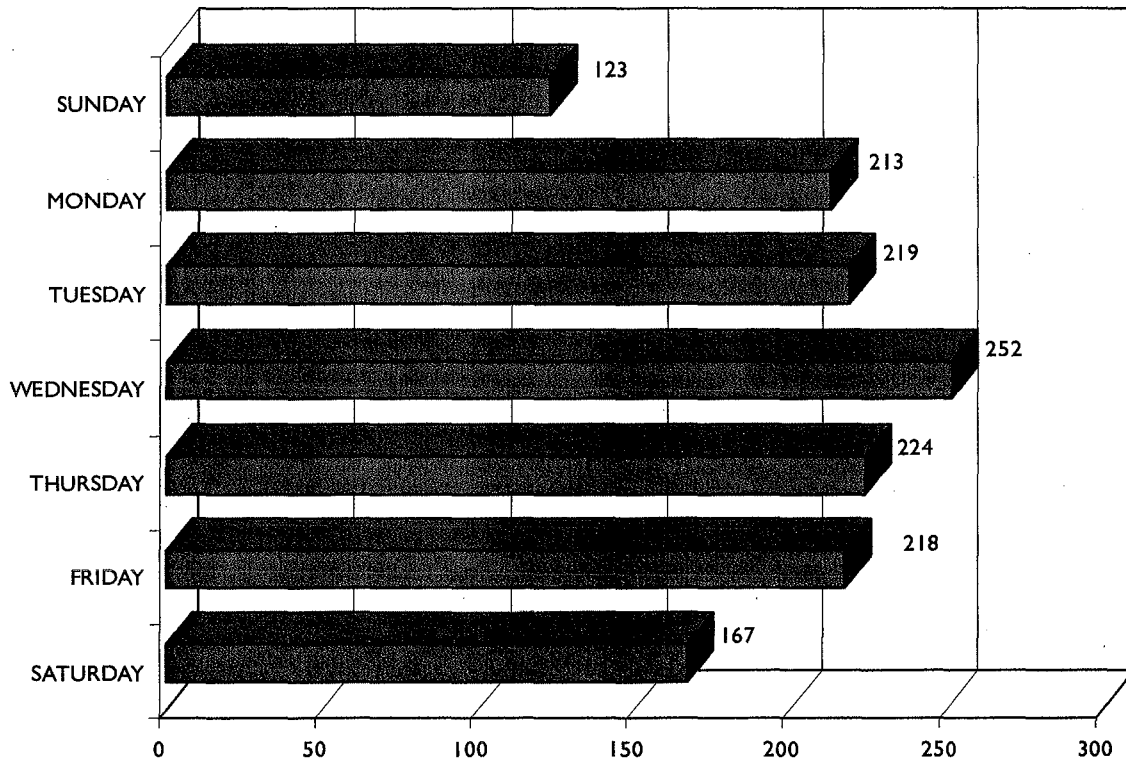
## By Month

### 1996 - 2000



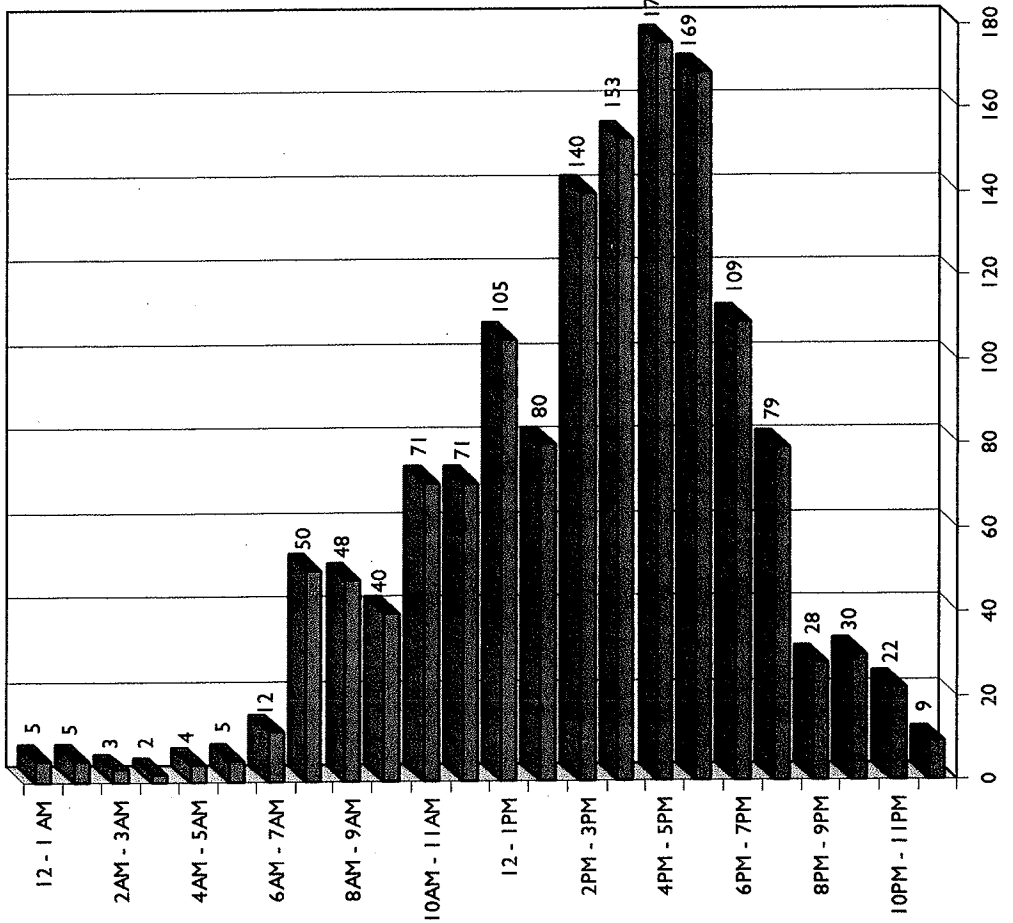
MONTH	1996	1997	1998	1999	2000	FIVE YEAR TOTAL	PERCENT OF TOTAL
JANUARY	3	2	2	4	1	12	0.85%
FEBRUARY	3	3	1	3	0	10	0.71%
MARCH	11	8	15	9	11	54	3.81%
APRIL	18	21	29	30	12	110	7.77%
MAY	37	42	30	27	21	157	11.09%
JUNE	55	61	36	38	38	228	16.10%
JULY	59	63	48	52	39	261	18.43%
AUGUST	70	50	49	50	41	260	18.36%
SEPTEMBER	45	22	28	26	36	157	11.09%
OCTOBER	19	29	21	10	18	97	6.85%
NOVEMBER	10	9	11	10	7	47	3.32%
DECEMBER	7	5	5	5	1	23	1.62%
<b>TOTAL</b>	<b>337</b>	<b>315</b>	<b>275</b>	<b>264</b>	<b>225</b>	<b>1416</b>	<b>100.00%</b>

# MAINE HIGHWAY BICYCLE CRASHES BY DAY OF THE WEEK 1996 - 2000

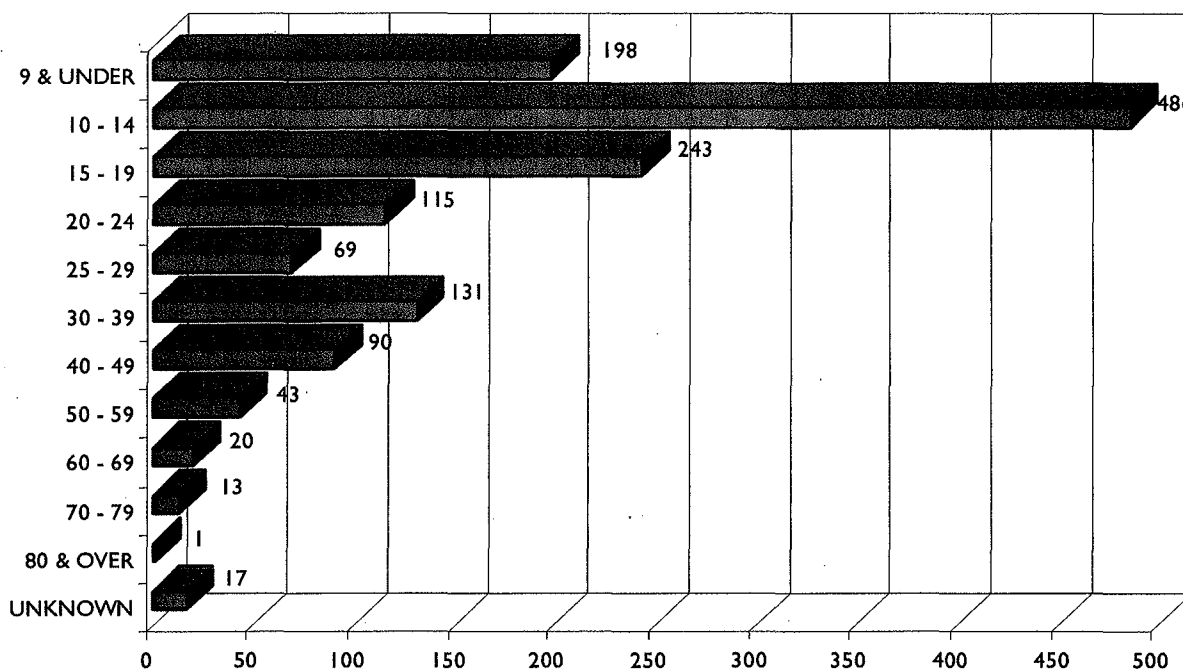


DAY OF THE WEEK	1996	1997	1998	1999	2000	FIVE YEAR TOTAL	PERCENT OF TOTAL
SUNDAY	34	23	32	21	13	<b>123</b>	8.69%
MONDAY	49	54	47	34	29	<b>213</b>	15.04%
TUESDAY	50	50	38	47	34	<b>219</b>	15.47%
WEDNESDAY	65	54	54	39	40	<b>252</b>	17.80%
THURSDAY	61	47	42	40	34	<b>224</b>	15.82%
FRIDAY	38	49	37	49	45	<b>218</b>	15.40%
SATURDAY	40	38	25	34	30	<b>167</b>	11.79%
<b>TOTAL</b>	<b>337</b>	<b>315</b>	<b>275</b>	<b>264</b>	<b>225</b>	<b>1416</b>	<b>100.00%</b>

# MAINE HIGHWAY BICYCLE CRASHES By TIME OF DAY 1996 - 2000



# BICYCLISTS INVOLVED IN MAINE HIGHWAY CRASHES By AGE GROUP 1996 - 2000



AGE OF BICYCLIST	1996	1997	1998	1999	2000	FIVE YEAR TOTAL	PERCENT OF TOTAL
9 & UNDER	45	53	35	32	33	198	13.88%
10 - 14	120	113	87	93	73	486	34.08%
15 - 19	61	46	56	38	42	243	17.04%
20 - 24	43	28	12	18	14	115	8.06%
25 - 29	17	23	12	6	11	69	4.84%
30 - 39	22	22	37	37	13	131	9.19%
40 - 49	17	16	15	21	21	90	6.31%
50 - 59	5	10	10	8	10	43	3.02%
60 - 69	6	4	4	4	2	20	1.40%
70 - 79	3	2	3	2	3	13	0.91%
80 & OVER	0	0	0	0	1	1	0.07%
UNKNOWN	4	2	4	5	2	17	1.19%
<b>TOTAL</b>	<b>343</b>	<b>319</b>	<b>275</b>	<b>264</b>	<b>225</b>	<b>1426</b>	<b>100.00%</b>



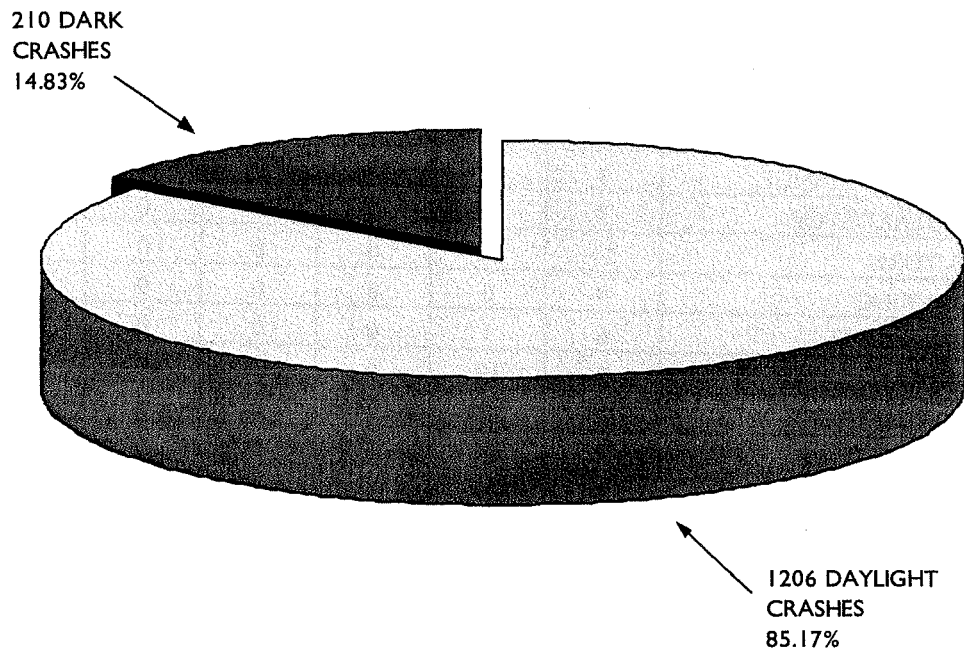
# CONTRIBUTING FACTORS TO MAINE HIGHWAY BICYCLE CRASHES 1996 - 2000

HUMAN FACTORS	DRIVER VEH. 1	DRIVER VEH. 2	DRIVER VEH. 3	DRIVER VEH. 4	DRIVER VEH. 5	OTHER	FIVE YEAR TOTAL
NO IMPROPER DRIVING	851	330	13	0	0	0	1194
FAIL TO YIELD R-WAY	117	241	2	0	0	0	360
ILLEGAL UNSAFE SPEED	19	27	1	0	0	0	47
FOLLOW TOO CLOSE	2	4	1	0	0	0	7
DISREGARD TRAFFIC CONTROL	7	68	2	0	0	0	77
DRIVING LEFT OF CENTER	3	25	0	0	0	0	28
IMPROPER PASSING	3	11	1	1	0	0	16
IMPROPER LANE CHANGE	3	18	0	0	0	0	21
IMPROPER START/STOP	3	4	0	0	0	0	7
IMPROPER TURN	21	32	0	0	0	0	53
UNSAFE BACKING	9	0	0	0	0	0	9
NO PROPER SIGNAL	6	1	0	0	0	0	7
IMPEDING TRAFFIC	2	12	0	0	0	0	14
DRIVER INATTENTION	225	235	2	0	0	0	462
DRIVER INEXPERIENCE	4	44	0	0	0	0	48
PEDESTRIAN VIOLATION	0	80	4	1	0	0	85
PHYSICAL IMPAIRMENT	5	3	0	0	0	0	8
VISION OBSCURED GLASS	1	0	0	0	0	0	1
VISION OBSCURED LIGHT	20	1	0	0	0	0	21
VISION OBSCURED OTHER	45	24	0	0	0	0	69
OTHER HUMAN FACTOR	15	162	1	0	0	0	178
HIT & RUN	24	8	0	0	0	0	32
<b>TOTAL</b>	<b>1385</b>	<b>1330</b>	<b>27</b>	<b>2</b>	<b>0</b>	<b>0</b>	<b>2744</b>

VEHICULAR FACTORS	DRIVER VEH. 1	DRIVER VEH. 2	DRIVER VEH. 3	DRIVER VEH. 4	DRIVER VEH. 5	OTHER	FIVE YEAR TOTAL
DEFECTIVE BRAKES	2	23	0	0	0	0	25
DEFECTIVE TIRE	1	0	0	0	0	0	1
DEFECTIVE LIGHTS	0	9	0	0	0	0	7
DEFECTIVE SUSPENSION	0	0	0	0	0	0	0
DEFECTIVE STEERING	0	2	0	0	0	0	0
OTHER VEHICLE DEFECT	1	12	0	0	0	0	5
UNKNOWN	26	37	5	1	0	0	36
<b>VEHICULAR FACTOR TOTAL</b>	<b>30</b>	<b>83</b>	<b>5</b>	<b>1</b>	<b>0</b>	<b>0</b>	<b>119</b>
<b>GRAND TOTAL</b>	<b>1415</b>	<b>1413</b>	<b>32</b>	<b>3</b>	<b>0</b>	<b>0</b>	<b>2863</b>



# MAINE HIGHWAY BICYCLE CRASHES By LIGHT CONDITION 1996 - 2000



LIGHT CONDITION	1996	1997	1998	1999	2000	FIVE YEAR TOTAL	PERCENT OF TOTAL
DAYLIGHT	282	277	226	224	197	<b>1206</b>	<b>85.17%</b>
DARK	55	38	49	40	28	<b>210</b>	<b>14.83%</b>
<b>TOTAL</b>	<b>337</b>	<b>315</b>	<b>275</b>	<b>264</b>	<b>225</b>	<b>1416</b>	<b>100.00%</b>

# MAINE HIGHWAY BICYCLE CRASHES

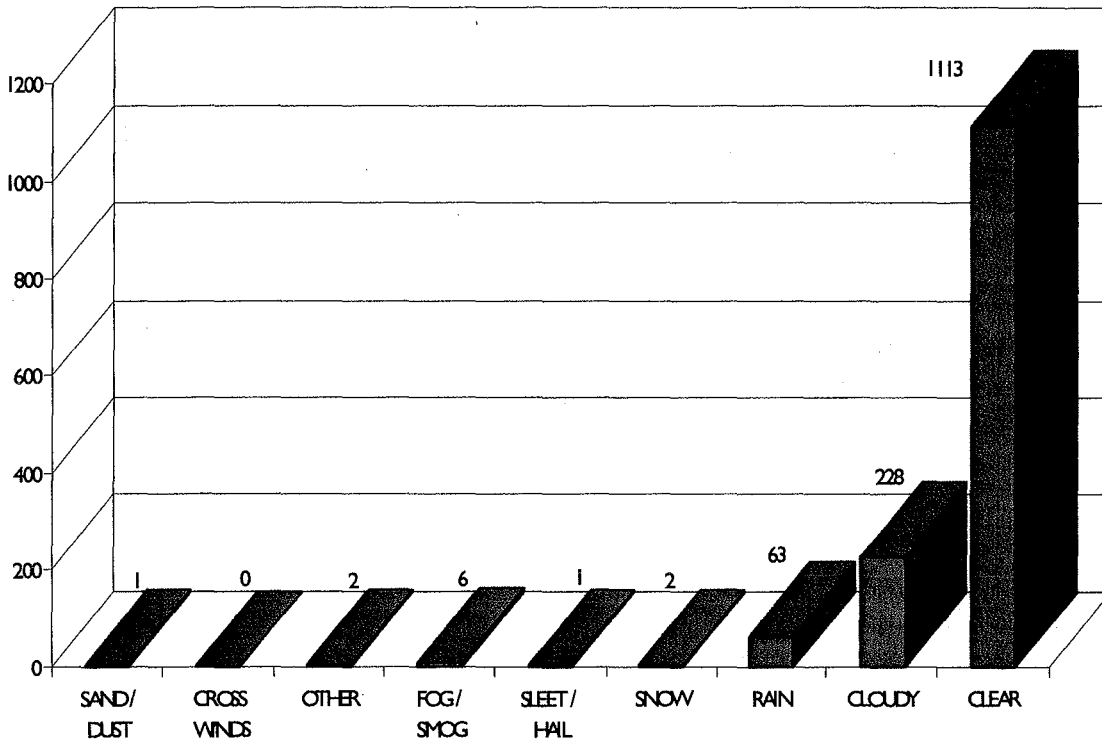
## BY VEHICLE TYPE

### 1996 - 2000

VEHICLE TYPE INVOLVED	1996	1997	1998	1999	2000	FIVE YEAR TOTAL
<b>LIGHT VEHICLES INVOLVED IN BICYCLE CRASHES</b>						
2-DOOR	65	56	45	45	34	245
4-DOOR	136	138	119	124	107	624
CONVERTIBLE	0	0	0	1	0	1
STATION WAGON	19	19	16	12	15	81
VAN/CAMPER/SUV	31	32	36	30	23	152
PICKUP TRUCK	60	46	44	32	25	207
SCHOOL BUS	1	2	0	1	0	4
MOTOR HOME	1	0	0	0	0	1
MOTORCYCLE	4	6	2	0	3	15
MOPED	0	0	0	0	0	0
MOTOR BIKE	0	0	0	0	0	0
BICYCLE	343	319	275	264	225	1426
SNOWMOBILE	0	0	0	0	0	0
PEDESTRIAN	1	0	2	3	0	6
ATV	0	0	0	0	0	0
UNKNOWN	18	20	13	13	13	77
<b>LIGHT VEHICLE TOTAL</b>	<b>679</b>	<b>638</b>	<b>552</b>	<b>525</b>	<b>445</b>	<b>2839</b>
<b>TRUCKS</b>						
(10) BOBTAIL	0	0	0	1	2	3
(20) 2ADT	2	1	1	1	2	7
(30) 3ASU	0	0	2	0	3	5
(40) 4ASU	0	0	1	1	0	2
(21) 2ASA	0	0	0	0	0	0
(22) 2ATA	0	0	0	0	0	0
(31) 3ASA	0	0	0	0	0	0
(32) 3ATA	1	1	1	2	0	5
(33) 3ATR	0	0	0	0	0	0
(42) 4ATA	0	0	0	0	0	0
(25) 2ATIA2ATR	0	0	0	0	0	0
(35) 3ATIA2ATR	0	0	0	0	0	0
(36) 3AT2A2ATR	0	0	0	0	0	0
(50) OTHER	0	0	0	0	0	0
(81) 2AX CM BUS	1	0	1	0	0	2
(82) 3AX CM BUS	0	0	0	0	0	0
(98) FARM/TRAC	0	0	0	0	0	0
<b>HEAVY TRUCK TOTAL</b>	<b>4</b>	<b>2</b>	<b>6</b>	<b>5</b>	<b>7</b>	<b>24</b>
<b>TOTAL VEHICLES INVOLVED</b>	<b>683</b>	<b>640</b>	<b>558</b>	<b>530</b>	<b>452</b>	<b>2863</b>

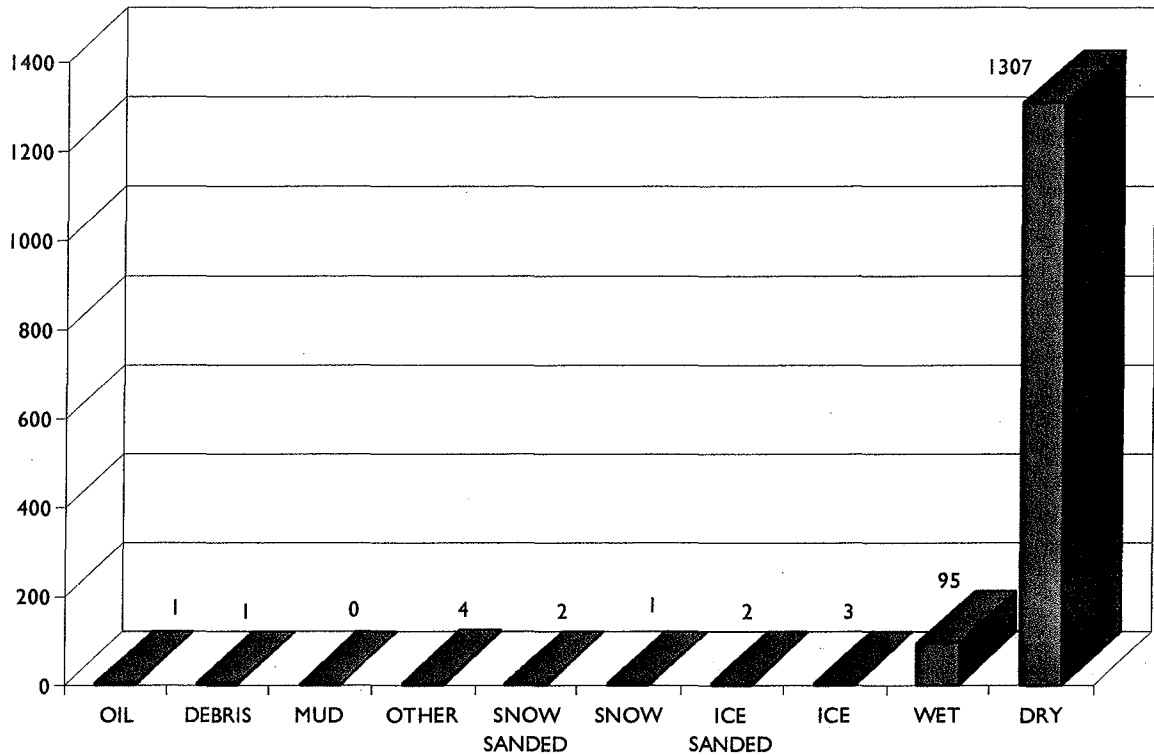


# MAINE HIGHWAY BICYCLE CRASHES BY WEATHER CONDITIONS 1996 - 2000



WEATHER CONDITIONS	1996	1997	1998	1999	2000	FIVE YEAR TOTAL
SAND/DUST	1	0	0	0	0	1
CROSS WINDS	0	0	0	0	0	0
OTHER	0	0	1	1	0	2
FOG/SMOG	3	0	0	3	0	6
SLEET/HAIL	0	0	0	1	0	1
SNOW	1	0	1	0	0	2
RAIN	22	7	11	14	9	63
CLOUDY	60	53	41	39	35	228
CLEAR	250	255	221	206	181	1113
<b>TOTAL</b>	<b>337</b>	<b>315</b>	<b>275</b>	<b>264</b>	<b>225</b>	<b>1416</b>

# MAINE HIGHWAY BICYCLE CRASHES BY ROAD SURFACE CONDITIONS 1996 - 2000



ROAD SURFACE CONDITIONS	1996	1997	1998	1999	2000	FIVE YEAR TOTAL
OIL	0	0	0	1	0	1
DEBRIS	1	0	0	0	0	1
MUD	0	0	0	0	0	0
OTHER	0	2	1	1	0	4
SNOW SANDED	0	1	0	1	0	2
SNOW	0	0	0	1	0	1
ICE SANDED	0	1	1	0	0	2
ICE	1	0	0	2	0	3
WET	31	16	16	18	14	95
DRY	304	295	257	240	211	1307
<b>TOTAL</b>	<b>337</b>	<b>315</b>	<b>275</b>	<b>264</b>	<b>225</b>	<b>1416</b>

MAINE HIGHWAY BICYCLE CRASHES  
BY COUNTY  
2000

<u>COUNTY</u>	<u>CRASHES</u>
ANDROSCOGGIN	20
AROOSTOOK	7
CUMBERLAND	50
FRANKLIN	4
HANCOCK	6
KENNEBEC	24
KNOX	7
LINCOLN	4
OXFORD	6
PENOBSCOT	29
PISCATAQUIS	0
SAGADAHOC	7
SOMERSET	3
WALDO	2
WASHINGTON	1
YORK	55
<b>TOTAL</b>	<b>225</b>

TINACSM2

MAINE DEPARTMENT OF TRANSPORTATION  
 TRAFFIC ENGINEERING, ACCIDENT RECORDS SECTION  
 ACCIDENT SUMMARY II  
 2000

ACCIDENTS INVOLVING BICYCLES

DAY OF WEEK	HOUR OF DAY												UNK	TOTAL											
	1	2	3	4	5	6	7	8	9	10	11	12			1	2	3	4	5	6	7	8	9	10	11
SUNDAY	0	0	0	0	0	0	0	1	1	0	1	3	1	0	2	1	1	1	0	0	1	0	0	13	
MONDAY	0	0	0	0	0	0	1	0	2	1	2	2	3	3	3	5	3	2	2	0	0	0	0	29	
TUESDAY	0	0	0	0	0	0	1	1	0	2	1	2	2	2	3	6	5	5	1	1	1	1	0	34	
WEDNESDAY	0	0	1	0	0	1	2	0	1	1	0	4	4	7	5	7	1	2	2	1	1	0	0	40	
THURSDAY	0	0	0	0	0	0	3	1	2	1	1	4	1	3	3	4	5	3	0	1	0	1	0	34	
FRIDAY	0	1	0	0	0	0	2	2	0	0	1	4	2	4	8	10	2	4	2	2	0	1	0	45	
SATURDAY	0	0	0	0	0	0	1	0	1	1	2	5	2	3	1	5	3	1	4	0	0	1	0	30	
UNKNOWN	0	0	0	0	0	0	0	0	0	0	0	0	0	0	0	0	0	0	0	0	0	0	0	0	
TOTAL	0	1	0	1	0	1	10	5	7	6	8	21	18	20	25	37	19	20	14	4	4	3	1	0	225

YEAR

	TOTAL		YEAR		TYPE OF UNIT
	2000	2001	2000	2001	
JANUARY	1	1	1	1	01 2-DOOR
FEBRUARY	0	0	0	0	02 4-DOOR
MARCH	11	11	11	11	03 CONVERTIBLE
APRIL	12	12	12	12	04 STATION WG
MAY	21	21	21	21	05 VAN
JUNE	38	38	38	38	06 PICKUP TR
JULY	39	39	39	39	12 SCHOOL BUS
AUGUST	41	41	41	41	13 MOTOR HOME
SEPTEMBER	36	36	36	36	14 MOTORCYCLE
OCTOBER	18	18	18	18	15 MOPED
NOVEMBER	7	7	7	7	16 MOTOR BIKE
DECEMBER	1	1	1	1	17 BICYCLE
UNKNOWN	0	0	0	0	18 SNOWMOBILE
TOTAL	225	225	225	225	19 PEDESTRIAN
					23 ATV
					99 UNK / OTHER
					10 BOB TAIL
					20 2ADT
					30 3ASU
					40 4ASU
					21 2ASA
					22 2ATA
					31 3ASA
					32 3ATA
					33 3ATR
					42 4ATA
					25 2AT1A2ATR
					35 3AT1A2ATR
					36 3AT2A2ATR
					50 OTHER
					81 2AX CM BUS
					82 3AX CM BUS
					98 FARM/TRAC
TOTAL	225	225	225	225	TOTAL





MAINE DEPARTMENT OF TRANSPORTATION  
TRAFFIC ENGINEERING, ACCIDENT RECORDS SECTION  
ACCIDENT SUMMARY II

2000

ACCIDENTS INVOLVING BICYCLES

ACCIDENT TYPE	TYPE OF LOCATION							INJURY DATA			
	ST ROAD	CURV ROAD	** AT INTERSECTION	** DRIVE WAYS	BRIDGE	INTER CHANGE	UN KNOWN	TOTAL	SEV CODE	INJURY ACCIDENTS	NUMBER OF INJURIES
OBJECT IN ROAD	0	0	0	0	0	0	0	0	K	2	2
REAR END/SIDESWIPE	0	0	0	0	0	0	0	0	A	32	34
HEAD-ON/SIDESWIPE	0	0	0	0	0	0	0	0	B	124	126
INTERSECTION MOVEMENT	0	0	0	0	0	0	0	0	C	61	62
PEDESTRIANS	0	0	0	0	0	0	0	0	PD	6	
TRAIN	0	0	0	0	0	0	0	0			
RAN OFF ROAD	0	0	0	0	0	0	0	0			
ANIMAL	0	0	0	0	0	0	0	0	TOTAL	225	224
DEER	0	0	0	0	0	0	0	0			
MOOSE	0	0	0	0	0	0	0	0			
BEAR	0	0	0	0	0	0	0	0			
SLED/BIKE	55	6	65	50	4	44	1	0			225
OTHER	0	0	0	0	0	0	0	0			
NON COLLISION	0	0	0	0	0	0	0	0			
UNKNOWN	0	0	0	0	0	0	0	0			
TOTAL	55	6	65	50	4	44	1	0			225
	FIXED OBJECT STRUCK										
CONSTRUCTION BARRICADES	0	0	0	0	0	0	0	0			
TRAFFIC SIGNAL	0	0	0	0	0	0	0	0			
R/R CROSSING	0	0	0	0	0	0	0	0			
LIGHT POLE	0	0	0	0	0	0	0	0			
UTILITY POLE	0	0	0	0	0	0	0	0			
SIGN POST	0	0	0	0	0	0	0	0			
MAIL BOXES	0	0	0	0	0	0	0	0			
OTHER POLES/POSTS	0	0	0	0	0	0	0	0			
FIRE PLUG/PARK METER	0	0	0	0	0	0	0	0			
TREE/SHRUBBERY	0	0	0	0	0	0	0	0			
CRASH CUSHION	0	0	0	0	0	0	0	0			
MEDIAN SAFETY BARRIER	0	0	0	0	0	0	0	0			
BRIDGE PIERS	0	0	0	0	0	0	0	0			
OTHER GUARDRAILS	0	0	0	0	0	0	0	0			
FENCING NOT BARRIER	0	0	0	0	0	0	0	0			
CULVERT HEADWALL	0	0	0	0	0	0	0	0			
EMBANKMENT/DITCH	2	2	0	0	0	0	0	0			
BUILDING, WALL	0	0	0	0	0	0	0	0			
ROCK OUTCROPPING/LEDGE	0	0	0	0	0	0	0	0			
OTHER	0	0	0	0	0	0	0	0			
UNKNOWN	0	0	0	0	0	0	0	0			
TOTAL	2	2	0	0	0	0	0	0			2
	TRAFFIC CONTROL DEVICES										
TRAFFIC SIG STOP/GO	0	0	0	0	0	0	0	0			
TRAFFIC SIG FLASHING	0	0	0	0	0	0	0	0			
OVERHEAD FLASHERS	0	0	0	0	0	0	0	0			
ALL WAY STOP	0	0	0	0	0	0	0	0			
STOP SIGN/OTHER	0	0	0	0	0	0	0	0			
YIELD SIGN	0	0	0	0	0	0	0	0			
CURVE SIGN	0	0	0	0	0	0	0	0			
OFFICER /SCHOOL PAT	0	0	0	0	0	0	0	0			
SCHOOL BUS STOP ARM	0	0	0	0	0	0	0	0			
SCHOOL ZONE SIGN	0	0	0	0	0	0	0	0			
R/R CROSSING DEVICE	0	0	0	0	0	0	0	0			
NO PASSING ZONE	0	0	0	0	0	0	0	0			
NONE	0	0	0	0	0	0	0	0			
OTHER	0	0	0	0	0	0	0	0			
UNKNOWN	0	0	0	0	0	0	0	0			
TOTAL	0	0	0	0	0	0	0	0			225
	ROAD CHARACTER										
LEVEL STRAIGHT	0	0	0	0	0	0	0	0			140
LEVEL CURVED	0	0	0	0	0	0	0	0			7
ON GRADE STRAIGHT	0	0	0	0	0	0	0	0			59
ON GRADE CURVED	0	0	0	0	0	0	0	0			4
TOP OF HILL STRAIGHT	0	0	0	0	0	0	0	0			5
TOP OF HILL CURVED	0	0	0	0	0	0	0	0			1
BOTTOM OF HILL STRAIGHT	0	0	0	0	0	0	0	0			6
BOTTOM OF HILL CURVED	0	0	0	0	0	0	0	0			2
UNKNOWN	0	0	0	0	0	0	0	0			1
TOTAL	0	0	0	0	0	0	0	0			225



MAINE DEPARTMENT OF TRANSPORTATION  
 TRAFFIC ENGINEERING, ACCIDENT RECORDS SECTION  
 ACCIDENT SUMMARY II

2000

ACCIDENTS INVOLVING BICYCLES

CONTRIBUTING FACTOR	APPARENT PHYSICAL CONDITION					TOTAL
	DR 1	DR 2	DR 3	DR 4	DR 5	
<b>HUMAN FACTORS</b>						
NO IMPROPER DRIVING	121	60	0	0	0	181
FAIL TO YIELD R-WAY	19	39	0	0	0	58
ILLEGAL UNSAFE SPEED	4	7	1	0	0	12
FOLLOW TOO CLOSE	0	1	0	0	0	1
DISREGARD TRAFFIC CONTROL	0	12	0	0	0	12
DRIVING LEFT OF CENTER	0	8	0	0	0	8
IMPROPER PASSING	2	1	0	0	0	3
IMPROPER LANE CHANGE	1	1	0	0	0	2
IMPROPER START/STOP	2	0	0	0	0	2
IMPROPER TURN	3	2	0	0	0	5
UNSAFE BACKING	3	0	0	0	0	3
NO PROPER SIGNAL	3	0	0	0	0	3
IMPEDING TRAFFIC	0	2	0	0	0	2
DRIVER INATTENTION	41	30	0	0	0	71
DRIVER INEXPERIENCE	0	7	0	0	0	7
PEDESTRIAN VIOLATION	0	7	0	0	0	7
PHYSICAL IMPAIRMENT	1	1	0	0	0	2
VISION OBSCURED GLASS	0	0	0	0	0	0
VISION OBSCURED LIGHT	6	0	0	0	0	6
VISION OBSCURED OTHER	8	3	0	0	0	11
OTHER HUMAN FACTOR	2	22	0	0	0	24
HIT & RUN	4	2	0	0	0	6
<b>VEHICULAR FACTORS</b>						
DEFECTIVE BRAKES	0	4	0	0	0	4
DEFECTIVE TIRE	0	0	0	0	0	0
DEFECTIVE LIGHTS	0	2	0	0	0	2
DEFECTIVE SUSPENSION	0	0	0	0	0	0
DEFECTIVE STEERING	0	1	0	0	0	1
OTHER VEHICLE DEFECT	0	2	0	0	0	2
UNKNOWN	5	11	1	0	0	17
<b>TOTAL</b>	<b>225</b>	<b>225</b>	<b>2</b>	<b>0</b>	<b>0</b>	<b>452</b>

APPARENT PHYSICAL CONDITION	TYPE OF UNIT					TOTAL
	DR 1	DR 2	DR 3	DR 4	DR 5	
NORMAL	212	211	1	0	0	424
UNDER THE INFLUENCE	0	5	0	0	0	5
DRINKING	3	2	0	0	0	5
USING DRUGS	0	0	0	0	0	0
ASLEEP	1	0	0	0	0	1
FATIGUED	0	2	0	0	0	2
ILL	0	0	0	0	0	0
HANDICAPPED	0	0	0	0	0	0
OTHER/UNKNOWN	9	5	1	0	0	15
<b>TOTAL</b>	<b>225</b>	<b>225</b>	<b>2</b>	<b>0</b>	<b>0</b>	<b>452</b>

AGE	DRIVER		BIKE		SNOW SLED		PED		ATV		TOTAL
	DR	DR	DR	DR	DR	DR	DR	DR	DR		
9-UNDER	0	33	0	33	0	0	0	0	0	0	33
10-14	0	73	0	73	0	0	0	0	0	0	73
15-19	17	42	0	42	0	0	0	0	0	0	59
20-24	23	14	0	14	0	0	0	0	0	0	37
25-29	22	11	0	11	0	0	0	0	0	0	33
30-39	39	13	0	13	0	0	0	0	0	0	52
40-49	42	21	0	21	0	0	0	0	0	0	63
50-59	32	10	0	10	0	0	0	0	0	0	42
60-69	17	2	0	2	0	0	0	0	0	0	19
70-79	16	3	0	3	0	0	0	0	0	0	19
80-OVER	6	1	0	1	0	0	0	0	0	0	7
UNKNOWN	13	2	0	2	0	0	0	0	0	0	15
<b>TOTAL</b>	<b>227</b>	<b>225</b>	<b>0</b>	<b>225</b>	<b>0</b>	<b>0</b>	<b>0</b>	<b>0</b>	<b>0</b>	<b>0</b>	<b>452</b>



MAINE DEPARTMENT OF TRANSPORTATION  
TRAFFIC ENGINEERING, ACCIDENT RECORDS SECTION  
ACCIDENT SUMMARY II

2000

ACCIDENTS INVOLVING BICYCLES

WEATHER	LIGHT CONDITION	ROAD SURFACE										TOTAL			
		DRY	WET	SNOW SAND	ICE SAND	MUD	DEBRIS	OIL	SNOW	ICE	OTHER				
CROSS WINDS ( 0)	DAWN	0	0	0	0	0	0	0	0	0	0	0	0	0	0
	DAYLIGHT	0	0	0	0	0	0	0	0	0	0	0	0	0	0
	DUSK	0	0	0	0	0	0	0	0	0	0	0	0	0	0
	DARK-LIGHTS	0	0	0	0	0	0	0	0	0	0	0	0	0	0
	DARK NO LIGHTS	0	0	0	0	0	0	0	0	0	0	0	0	0	0
	DARK LIGHTS OFF	0	0	0	0	0	0	0	0	0	0	0	0	0	0
	OTHER	0	0	0	0	0	0	0	0	0	0	0	0	0	0
UNKNOWN	0	0	0	0	0	0	0	0	0	0	0	0	0	0	
SAND/DUST ( 0)	DAWN	0	0	0	0	0	0	0	0	0	0	0	0	0	0
	DAYLIGHT	0	0	0	0	0	0	0	0	0	0	0	0	0	0
	DUSK	0	0	0	0	0	0	0	0	0	0	0	0	0	0
	DARK-LIGHTS	0	0	0	0	0	0	0	0	0	0	0	0	0	0
	DARK NO LIGHTS	0	0	0	0	0	0	0	0	0	0	0	0	0	0
	DARK LIGHTS OFF	0	0	0	0	0	0	0	0	0	0	0	0	0	0
	OTHER	0	0	0	0	0	0	0	0	0	0	0	0	0	0
UNKNOWN	0	0	0	0	0	0	0	0	0	0	0	0	0	0	
CLOUDY ( 35)	DAWN	1	0	0	0	0	0	0	0	0	0	0	0	0	1
	DAYLIGHT	23	6	0	0	0	0	0	0	0	0	0	0	0	29
	DUSK	1	0	0	0	0	0	0	0	0	0	0	0	0	1
	DARK-LIGHTS	2	0	0	0	0	0	0	0	0	0	0	0	0	2
	DARK NO LIGHTS	2	0	0	0	0	0	0	0	0	0	0	0	0	2
	DARK LIGHTS OFF	0	0	0	0	0	0	0	0	0	0	0	0	0	0
	OTHER	0	0	0	0	0	0	0	0	0	0	0	0	0	0
UNKNOWN	0	0	0	0	0	0	0	0	0	0	0	0	0	0	
OTHER ( 0)	DAWN	0	0	0	0	0	0	0	0	0	0	0	0	0	0
	DAYLIGHT	0	0	0	0	0	0	0	0	0	0	0	0	0	0
	DUSK	0	0	0	0	0	0	0	0	0	0	0	0	0	0
	DARK-LIGHTS	0	0	0	0	0	0	0	0	0	0	0	0	0	0
	DARK NO LIGHTS	0	0	0	0	0	0	0	0	0	0	0	0	0	0
	DARK LIGHTS OFF	0	0	0	0	0	0	0	0	0	0	0	0	0	0
	OTHER	0	0	0	0	0	0	0	0	0	0	0	0	0	0
UNKNOWN	0	0	0	0	0	0	0	0	0	0	0	0	0	0	
ROAD SURFACE TOTALS		211	14	0	0	0	0	0	0	0	0	0	0	0	225

LIGHT CONDITION

DAWN	5	DARK NO LIGHTS	3
DAYLIGHT	192	DARK LIGHTS OFF	0
DUSK	12	OTHER	0
DARK-LIGHTS	13	UNKNOWN	0
TOTAL		225	

MAINE HIGHWAY BICYCLE CRASHES  
By COUNTY  
1999

<u>COUNTY</u>	<u>CRASHES</u>
ANDROSCOGGIN	32
AROOSTOOK	13
CUMBERLAND	68
FRANKLIN	6
HANCOCK	2
KENNEBEC	20
KNOX	6
LINCOLN	2
OXFORD	10
PENOBSCOT	14
PISCATAQUIS	1
SAGADAHOC	14
SOMERSET	11
WALDO	4
WASHINGTON	2
YORK	59
<b>TOTAL</b>	<b>264</b>



TINACSM2

MAINE DEPARTMENT OF TRANSPORTATION  
 TRAFFIC ENGINEERING, ACCIDENT RECORDS SECTION  
 ACCIDENT SUMMARY II

1999

ACCIDENTS INVOLVING BICYCLES

DAY OF WEEK	HOUR OF DAY												TOTAL												
	1	2	3	4	5	6	7	8	9	10	11	12		1	2	3	4	5	6	7	8	9	10	11	UNK
SUNDAY	0	1	0	0	1	1	0	1	0	1	0	0	4	2	2	1	2	2	0	2	1	0	0	0	21
MONDAY	0	0	0	0	0	0	1	2	0	4	4	7	1	3	2	4	3	0	2	0	0	1	0	0	34
TUESDAY	0	0	0	0	0	3	1	3	3	1	2	2	1	3	10	9	2	3	0	1	0	0	0	0	47
WEDNESDAY	0	0	0	1	0	1	0	2	1	3	2	6	0	5	3	5	6	1	3	0	0	0	0	0	39
THURSDAY	0	0	0	0	0	0	0	1	0	2	4	3	2	5	3	4	8	5	2	0	0	0	1	0	40
FRIDAY	0	0	0	0	0	0	3	0	2	2	2	1	3	7	7	4	9	3	2	2	1	1	0	0	49
SATURDAY	0	0	0	0	0	0	0	1	0	3	3	1	2	4	3	3	4	2	5	0	0	3	0	0	34
UNKNOWN	0	0	0	0	0	0	0	0	0	0	0	0	0	0	0	0	0	0	0	0	0	0	0	0	0
TOTAL	0	1	0	0	1	5	5	10	6	18	16	20	14	27	23	31	41	15	17	4	3	5	1	0	264

TYPE OF UNIT

YEAR	TOTAL		TYPE OF UNIT	
	1999	264	01 2-DOOR	10 BOB TAIL
JANUARY	4	4	45	1
FEBRUARY	3	3	124	1
MARCH	9	9	1	0
APRIL	30	30	12	1
MAY	27	27	30	0
JUNE	38	38	32	0
JULY	52	52	1	0
AUGUST	50	50	0	0
SEPTEMBER	26	26	0	0
OCTOBER	10	10	264	0
NOVEMBER	10	10	0	0
DECEMBER	5	5	3	0
UNKNOWN	0	0	0	0
TOTAL	264	264	13	0

530

TOTAL



MAINE DEPARTMENT OF TRANSPORTATION  
TRAFFIC ENGINEERING, ACCIDENT RECORDS SECTION  
ACCIDENT SUMMARY II

1999  
ACCIDENTS INVOLVING BICYCLES

TYPE OF LOCATION

INJURY DATA

ACCIDENT TYPE	TYPE OF LOCATION						UN KNOWN	TOTAL	SEV CODE	INJURY DATA	
	ST ROAD	CURV ROAD	AT INTERSECTION	DRIVE WAYS	BRIDGE	INTER CHANGE				INJURY ACCIDENTS	NUMBER OF INJURIES
OBJECT IN ROAD	0	0	0	0	0	0	0	0	K	1	1
REAR ENDSIDESWIPE	2	1	2	0	0	0	0	8	A	33	34
HEAD-ON/SIDESWIPE	1	0	0	0	0	0	0	1	B	126	130
INTERSECTION MOVEMENT	0	0	6	9	0	0	0	21	C	87	89
PEDESTRIANS	0	0	0	2	0	0	0	2			
TRAIN	0	0	0	0	0	0	0	0	PD	17	
RAN OFF ROAD	0	0	0	0	0	0	0	0			
ANIMAL	0	0	0	0	0	0	0	0	TOTAL	264	254
DEER	0	0	0	0	0	0	0	0			
MOOSE	0	0	0	0	0	0	0	0			
BEAR	0	0	0	0	0	0	0	0			
SLED/BIKE	65	9	67	55	0	0	0	1			231
OTHER	1	0	0	0	0	0	0	0			1
NON COLLISION	0	0	0	0	0	0	0	0			0
UNKNOWN	0	0	0	0	0	0	0	0			0
<b>TOTAL</b>	<b>69</b>	<b>10</b>	<b>75</b>	<b>66</b>	<b>0</b>	<b>43</b>	<b>0</b>	<b>1</b>	<b>264</b>		
<b>FIXED OBJECT STRUCK</b>											
CONSTRUCTION BARRICADES	1						45		LEVEL STRAIGHT		174
TRAFFIC SIGNAL	0						4		LEVEL CURVED		8
R/R CROSSING	0						2		ON GRADE STRAIGHT		50
LIGHT POLE	0						2		ON GRADE CURVED		11
UTILITY POLE	0						64		TOP OF HILL STRAIGHT		3
SIGN POST	0						2		TOP OF HILL CURVED		0
MAIL BOXES	0						1		BOTTOM OF HILL STRAIGHT		14
OTHER POLES/POSTS	0						0		BOTTOM OF HILL CURVED		2
FIRE PLUG/PARK METER	0						0		UNKNOWN		2
TREE/SHRUBBERY	0						1		TOTAL		264
CRASH CUSHION	0						0				
MEDIAN SAFETY BARRIER	0						3				
BRIDGE PIERS	0						130				
OTHER GUARDRAILS	0						6				
FENCING NOT BARRIER	0						4				
CULVERT HEADWALL	0										
EMBANKMENT/DITCH	2										
BUILDING, WALL	0										
ROCK OUTCROPPING/LEDGE	1										
OTHER	0										
UNKNOWN	0										
<b>TOTAL</b>	<b>4</b>						<b>264</b>				

TINACSM2

MAINE DEPARTMENT OF TRANSPORTATION  
 TRAFFIC ENGINEERING, ACCIDENT RECORDS SECTION  
 ACCIDENT SUMMARY II

1999

ACCIDENTS INVOLVING BICYCLES

APPARENT CONTRIBUTING FACTOR	DR					APPARENT PHYSICAL CONDITION	DR					OTHER TOTAL
	1	2	3	4	5		1	2	3	4	5	
<b>HUMAN FACTORS</b>	160	58	1	0	0	244	253	1	1	0	0	499
NO IMPROPER DRIVING	22	45	0	0	0	2	2	0	0	0	0	4
FAIL TO YIELD R-WAY	4	1	0	0	0	6	2	0	0	0	0	8
ILLEGAL UNSAFE SPEED	0	0	0	0	0	0	0	0	0	0	0	0
FOLLOW TOO CLOSE	2	7	0	0	0	1	0	0	0	0	0	1
DISREGARD TRAFFIC CONTROL	0	1	0	0	0	0	1	0	0	0	0	1
DRIVING LEFT OF CENTER	0	3	0	0	0	0	0	0	0	0	0	0
IMPROPER PASSING	1	6	0	0	0	0	1	0	0	0	0	1
IMPROPER LANE CHANGE	0	0	0	0	0	0	1	0	0	0	0	1
IMPROPER START/STOP	2	8	0	0	0	10	4	2	0	0	0	16
IMPROPER TURN	1	0	0	0	0	263	263	3	1	0	0	530
UNSAFE BACKING	1	0	0	0	0							
NO PROPER SIGNAL	1	1	0	0	0							
IMPEDING TRAFFIC	40	47	0	0	0							
DRIVER INATTENTION	2	11	0	0	0							
DRIVER INEXPERIENCE	0	15	0	1	0							
PEDESTRIAN VIOLATION	2	1	0	0	0							
PHYSICAL IMPAIRMENT	0	0	0	0	0							
VISION OBSCURED GLASS	6	0	0	0	0							
VISION OBSCURED LIGHT	6	8	0	0	0							
VISION OBSCURED OTHER	1	27	0	0	0							
OTHER HUMAN FACTOR	7	3	0	0	0							
HIT & RUN												
<b>VEHICULAR FACTORS</b>												
DEFECTIVE BRAKES	0	5	0	0	0							
DEFECTIVE TIRE	0	0	0	0	0							
DEFECTIVE LIGHTS	0	0	0	0	0							
DEFECTIVE SUSPENSION	0	0	0	0	0							
DEFECTIVE STEERING	0	1	0	0	0							
OTHER VEHICLE DEFECT	1	5	0	0	0							
UNKNOWN	4	10	2	0	0							
<b>TOTAL</b>	263	263	3	1	0	263	264	0	3	0	0	530

TYPE OF UNIT

DRIVER BIKE

SNOW SLED

PED

ATV

TOTAL

AGE

9-UNDER

10-14

15-19

20-24

25-29

30-39

40-49

50-59

60-69

70-79

80-OVER

UNKNOWN

TOTAL





MAINE DEPARTMENT OF TRANSPORTATION  
 TRAFFIC ENGINEERING, ACCIDENT RECORDS SECTION  
 ACCIDENT SUMMARY II

1999  
 ACCIDENTS INVOLVING BICYCLES

WEATHER	LIGHT CONDITION	DRY	WET	SNOW		ICE		ROAD SURFACE			ICE	OTHER	TOTAL	
				SAND	SAND	SAND	SAND	MUD	DEBRIS	OIL				SNOW
CROSS WINDS ( 0)	DAWN	0	0	0	0	0	0	0	0	0	0	0	0	
	DAYLIGHT	0	0	0	0	0	0	0	0	0	0	0	0	
	DUSK	0	0	0	0	0	0	0	0	0	0	0	0	
	DARK-LIGHTS	0	0	0	0	0	0	0	0	0	0	0	0	
	DARK NO LIGHTS	0	0	0	0	0	0	0	0	0	0	0	0	
	DARK LIGHTS OFF	0	0	0	0	0	0	0	0	0	0	0	0	
SAND/DUST ( 0)	OTHER	0	0	0	0	0	0	0	0	0	0	0	0	
	UNKNOWN	0	0	0	0	0	0	0	0	0	0	0	0	
	DAWN	0	0	0	0	0	0	0	0	0	0	0	0	
	DAYLIGHT	0	0	0	0	0	0	0	0	0	0	0	0	
	DUSK	0	0	0	0	0	0	0	0	0	0	0	0	
	DARK-LIGHTS	0	0	0	0	0	0	0	0	0	0	0	0	
CLOUDY ( 39)	DARK NO LIGHTS	0	0	0	0	0	0	0	0	0	0	0	0	
	DARK LIGHTS OFF	0	0	0	0	0	0	0	0	0	0	0	0	
	OTHER	0	0	0	0	0	0	0	0	0	0	0	0	
	UNKNOWN	0	0	0	0	0	0	0	0	0	0	0	0	
	DAWN	0	0	0	0	0	0	0	0	0	0	0	0	
	DAYLIGHT	32	1	0	0	0	0	0	0	0	0	0	0	
OTHER ( 1)	DUSK	2	0	0	0	0	0	0	0	0	0	0	33	
	DARK-LIGHTS	1	0	0	0	0	0	0	0	0	0	0	2	
	DARK NO LIGHTS	0	0	0	0	0	0	0	0	0	0	0	1	
	DARK LIGHTS OFF	2	1	0	0	0	0	0	0	0	0	0	0	
	OTHER	0	0	0	0	0	0	0	0	0	0	0	3	
	UNKNOWN	0	0	0	0	0	0	0	0	0	0	0	0	
ROAD SURFACE TOTALS	DAWN	0	0	0	0	0	0	0	0	0	0	0	0	
	DAYLIGHT	0	1	0	0	0	0	0	0	0	0	0	0	
	DUSK	0	0	0	0	0	0	0	0	0	0	0	1	
	DARK-LIGHTS	0	0	0	0	0	0	0	0	0	0	0	0	
	DARK NO LIGHTS	0	0	0	0	0	0	0	0	0	0	0	0	
	DARK LIGHTS OFF	0	0	0	0	0	0	0	0	0	0	0	0	
OTHER	0	0	0	0	0	0	0	0	0	0	0	0		
UNKNOWN	0	0	0	0	0	0	0	0	0	0	0	0		
ROAD SURFACE TOTALS		240	18	1	1	0	0	0	0	0	1	2	1	264

LIGHT CONDITION

DAWN	5	DARK NO LIGHTS	2
DAYLIGHT	219	DARK LIGHTS OFF	3
DUSK	17	OTHER	0
DARK-LIGHTS	18	UNKNOWN	0
TOTAL		TOTAL	264



MAINE HIGHWAY BICYCLE CRASHES  
BY COUNTY  
1998

<u>COUNTY</u>	<u>CRASHES</u>
ANDROSCOGGIN	42
AROOSTOOK	12
CUMBERLAND	74
FRANKLIN	3
HANCOCK	8
KENNEBEC	16
KNOX	10
LINCOLN	0
OXFORD	6
PENOBSCOT	18
PISCATAQUIS	4
SAGadahoc	6
SOMERSET	9
WALDO	5
WASHINGTON	2
YORK	60
<b>TOTAL</b>	<b>275</b>



TINACSM2

MAINE DEPARTMENT OF TRANSPORTATION  
 TRAFFIC ENGINEERING, ACCIDENT RECORDS SECTION  
 ACCIDENT SUMMARY II  
 1998

ACCIDENTS INVOLVING BICYCLES

DAY OF WEEK	HOUR OF DAY												UNKN	TOTAL														
	1	2	3	4	5	6	7	8	9	10	11	12			1	2	3	4	5	6	7	8	9	10	11	UNKN	TOTAL	
SUNDAY	0	0	0	1	0	0	1	0	1	0	1	5	1	1	2	3	2	6	1	3	2	1	1	1	0	0	32	S
MONDAY	0	0	0	0	0	0	1	2	0	1	3	2	1	3	2	1	4	10	9	7	1	3	3	0	0	0	47	M
TUESDAY	0	0	0	0	0	0	3	3	2	2	4	3	1	3	5	4	2	2	2	3	0	0	1	0	0	38	T	
WEDNESDAY	0	0	0	0	0	1	1	2	1	1	2	1	1	2	3	5	10	12	5	1	3	0	2	1	0	54	W	
THURSDAY	0	1	0	0	1	0	2	1	1	4	2	0	2	4	7	4	2	6	0	1	1	2	1	1	0	42	T	
FRIDAY	0	0	0	0	0	0	1	2	1	0	2	2	3	3	4	6	3	3	3	1	1	2	0	0	0	37	F	
SATURDAY	0	0	0	0	1	0	0	1	0	2	1	1	2	4	2	1	3	3	2	2	0	0	0	0	0	25	S	
UNKNOWN	0	0	0	0	0	0	0	0	0	0	0	0	0	0	0	0	0	0	0	0	0	0	0	0	0	0	0	U
TOTAL	0	1	0	0	1	2	1	9	11	6	15	14	11	14	24	35	40	30	23	14	11	3	8	2	0	275	T	

YEAR	TOTAL	TYPE OF UNIT																															
		01 2-DOOR	02 4-DOOR	03 CONVERTIBLE	04 STATION WG	05 VAN	06 PICKUP TR	12 SCHOOL BUS	13 MOTOR HOME	14 MOTORCYCLE	15 MOPED	16 MOTOR BIKE	17 BICYCLE	18 SNOWMOBILE	19 PEDESTRIAN	23 ATV	99 UNK/ OTHER	45	10 BOB TAIL	20 ZADT	30 3ASU	40 4ASU	21 2ASA	22 2ATA	31 3ASA	32 3ATA	33 3ATR	42 4ATA	25 2AT1A2ATR	35 3AT1A2ATR	36 3AT2A2ATR	50 OTHER	81 2AX CM BUS
1998	275	2	1	15	29	30	36	48	49	28	21	11	5	0	275	45	10 BOB TAIL	20 ZADT	30 3ASU	40 4ASU	21 2ASA	22 2ATA	31 3ASA	32 3ATA	33 3ATR	42 4ATA	25 2AT1A2ATR	35 3AT1A2ATR	36 3AT2A2ATR	50 OTHER	81 2AX CM BUS	82 3AX CM BUS	98 FARM/TRAC

TOTAL

558





MAINE DEPARTMENT OF TRANSPORTATION  
TRAFFIC ENGINEERING, ACCIDENT RECORDS SECTION  
ACCIDENT SUMMARY II

MAR 28, 2001 AT 08:57

1998  
ACCIDENTS INVOLVING BICYCLES

TYPE OF LOCATION

INJURY DATA

ACCIDENT TYPE	ST ROAD	** AT INTERSECTION **					DRIVE WAYS	BRIDGE	INTER CHANGE	UN KNOWN	TOTAL	SEV CODE	INJURY ACCIDENTS	NUMBER OF INJURIES
		CURV ROAD	3-LEG	4-LEG	5-LEG	6-LEG								
OBJECT IN ROAD	0	0	0	0	0	0	0	0	0	0		4	4	
REAR END/SIDESWIPE	3	2	1	2	0	2	1	0	0	11		23	24	
HEAD-ON/SIDESWIPE	4	2	0	0	0	0	0	0	0	6		143	150	
INTERSECTION MOVEMENT	0	0	13	12	0	4	0	0	0	29		92	100	
PEDESTRIANS	0	0	0	1	0	1	0	0	0	2		13		
TRAIN	0	0	0	0	0	0	0	0	0	0				
RAN OFF ROAD	3	1	0	0	0	0	0	0	0	4				
ANIMAL	0	0	0	0	0	0	0	0	0	0				
DEER	0	0	0	0	0	0	0	0	0	0				
MOOSE	0	0	0	0	0	0	0	0	0	0				
BEAR	0	0	0	0	0	0	0	0	0	0				
SLED/BIKE	43	13	63	54	3	47	0	0	0	223				
OTHER	0	0	0	0	0	0	0	0	0	0				
NON COLLISION	0	0	0	0	0	0	0	0	0	0				
UNKNOWN	0	0	0	0	0	0	0	0	0	0				
TOTAL	53	18	77	69	3	54	1	0	0	275		275	278	
FIXED OBJECT STRUCK														
CONSTRUCTION BARRICADES	0	0	0	0	0	0	0	33	0	0			161	
TRAFFIC SIGNAL	0	0	0	0	0	0	0	0	0	0			12	
R/R CROSSING	0	0	0	0	0	0	0	1	1	0			67	
LIGHT POLE	0	0	0	0	0	0	0	3	3	0			13	
UTILITY POLE	0	0	0	0	0	0	0	89	89	0			10	
SIGN POST	0	0	0	0	0	0	0	3	3	0			0	
MAIL BOXES	0	0	0	0	0	0	0	2	2	0			9	
OTHER POLES/POSTS	0	0	0	0	0	0	0	1	1	0			2	
FIRE PLUG/PARK METER	0	0	0	0	0	0	0	0	0	0			1	
TREE/SHRUBBERY	1	1	0	0	0	0	0	1	1	0			0	
CRASH CUSHION	0	0	0	0	0	0	0	0	0	0			2	
MEDIAN SAFETY BARRIER	0	0	0	0	0	0	0	4	4	0			0	
BRIDGE PIERS	0	0	0	0	0	0	0	134	134	0			275	
OTHER GUARDRAILS	0	0	0	0	0	0	0	4	4	0			0	
FENCING NOT BARRIER	1	1	0	0	0	0	0	0	0	0			0	
CULVERT HEADWALL	0	0	0	0	0	0	0	0	0	0			0	
EMBANKMENT/DITCH	2	2	0	0	0	0	0	0	0	0			0	
BUILDING WALL	0	0	0	0	0	0	0	0	0	0			0	
ROCK OUTCROPPING/LEDGE	0	0	0	0	0	0	0	0	0	0			0	
OTHER	2	2	0	0	0	0	0	0	0	0			0	
UNKNOWN	0	0	0	0	0	0	0	0	0	0			0	
TOTAL	6	6	0	0	0	0	0	275	275	0			0	

TINACSM2

MAINE DEPARTMENT OF TRANSPORTATION  
 TRAFFIC ENGINEERING, ACCIDENT RECORDS SECTION  
 ACCIDENT SUMMARY II

1998  
 ACCIDENTS INVOLVING BICYCLES

APPARENT CONTRIBUTING FACTOR	DR					OTHER TOTAL	APPARENT PHYSICAL CONDITION	DR					OTHER TOTAL	
	1	2	3	4	5			1	2	3	4	5		
<b>HUMAN FACTORS</b>	158	68	3	0	0	0	NORMAL	262	258	9	0	0	0	529
NO IMPROPER DRIVING	29	46	0	0	0	0	UNDER THE INFLUENCE	3	5	0	0	0	0	8
FAIL TO YIELD R-WAY	5	6	0	0	0	0	DRINKING	0	4	0	0	0	0	4
ILLEGAL UNSAFE SPEED	0	1	0	0	0	0	USING DRUGS	0	0	0	0	0	0	0
FOLLOW TOO CLOSE	2	15	2	0	0	0	ASLEEP	0	0	0	0	0	0	0
DISREGARD TRAFFIC CONTROL	0	3	0	0	0	0	FATIGUED	0	1	0	0	0	0	1
DRIVING LEFT OF CENTER	0	1	0	0	0	0	ILL	1	0	0	0	0	0	1
IMPROPER PASSING	0	4	0	0	0	0	HANDICAPPED	0	2	0	0	0	0	2
IMPROPER LANE CHANGE	1	1	0	0	0	0	OTHER/UNKNOWN	9	4	0	0	0	0	13
IMPROPER START/STOP	6	6	0	0	0	0	TOTAL	275	274	9	0	0	0	558
IMPROPER TURN	2	0	0	0	0	0	TYPE OF UNIT							
UNSAFE BACKING	1	0	0	0	0	0	DRIVER							
NO PROPER SIGNAL	0	5	0	0	0	0	BIKE							
IMPEDING TRAFFIC	41	41	1	0	0	0	SNOW SLED							
DRIVER INATTENTION	2	6	0	0	0	0	AGE							
DRIVER INEXPERIENCE	0	17	2	0	0	0	9-UNDER	0	35	0	0	0	0	35
PEDESTRIAN VIOLATION	0	0	0	0	0	0	10-14	1	87	0	0	0	0	88
PHYSICAL IMPAIRMENT	0	0	0	0	0	0	15-19	27	56	0	1	0	0	84
VISION OBSCURED GLASS	2	0	0	0	0	0	20-24	24	12	0	0	0	0	36
VISION OBSCURED LIGHT	13	3	0	0	0	0	25-29	25	12	0	0	0	0	37
VISION OBSCURED OTHER	3	34	1	0	0	0	30-39	62	37	0	1	0	0	100
OTHER HUMAN FACTOR	3	2	0	0	0	0	40-49	54	15	0	0	0	0	69
HIT & RUN	0	4	0	0	0	0	50-59	40	10	0	0	0	0	50
<b>VEHICULAR FACTORS</b>	0	0	0	0	0	0	60-69	20	4	0	0	0	0	24
DEFECTIVE BRAKES	0	0	0	0	0	0	70-79	14	3	0	0	0	0	17
DEFECTIVE TIRE	0	2	0	0	0	0	80-OVER	4	0	0	0	0	0	4
DEFECTIVE LIGHTS	0	0	0	0	0	0	UNKNOWN	10	4	0	0	0	0	14
DEFECTIVE SUSPENSION	0	0	0	0	0	0	TOTAL	281	275	0	2	0	0	558
DEFECTIVE STEERING	0	2	0	0	0	0								
OTHER VEHICLE DEFECT	0	7	0	0	0	0								
UNKNOWN	7	7	0	0	0	0								
TOTAL	275	274	9	0	0	0								558



MAINE DEPARTMENT OF TRANSPORTATION  
 TRAFFIC ENGINEERING, ACCIDENT RECORDS SECTION  
 ACCIDENT SUMMARY II  
 1998

ACCIDENTS INVOLVING BICYCLES

WEATHER	LIGHT CONDITION	ROAD SURFACE										ICE	OTHER	TOTAL	
		DRY	WET	SNOW SAND	SNOW SAND	ICE SAND	MUD	DEBRIS	OIL	SNOW	SNOW				
CROSS WINDS ( 0)	DAWN	0	0	0	0	0	0	0	0	0	0	0	0	0	0
	DAYLIGHT	0	0	0	0	0	0	0	0	0	0	0	0	0	0
	DUSK	0	0	0	0	0	0	0	0	0	0	0	0	0	0
	DARK-LIGHTS	0	0	0	0	0	0	0	0	0	0	0	0	0	0
	DARK NO LIGHTS	0	0	0	0	0	0	0	0	0	0	0	0	0	0
	DARK LIGHTS OFF	0	0	0	0	0	0	0	0	0	0	0	0	0	0
SAND/DUST ( 0)	OTHER	0	0	0	0	0	0	0	0	0	0	0	0	0	0
	UNKNOWN	0	0	0	0	0	0	0	0	0	0	0	0	0	0
	DAWN	0	0	0	0	0	0	0	0	0	0	0	0	0	0
	DAYLIGHT	0	0	0	0	0	0	0	0	0	0	0	0	0	0
	DUSK	0	0	0	0	0	0	0	0	0	0	0	0	0	0
	DARK-LIGHTS	0	0	0	0	0	0	0	0	0	0	0	0	0	0
CLOUDY ( 41)	DARK NO LIGHTS	0	0	0	0	0	0	0	0	0	0	0	0	0	0
	DARK LIGHTS OFF	0	0	0	0	0	0	0	0	0	0	0	0	0	0
	OTHER	0	0	0	0	0	0	0	0	0	0	0	0	0	0
	UNKNOWN	0	0	0	0	0	0	0	0	0	0	0	0	0	0
	DAWN	1	0	0	0	0	0	0	0	0	0	0	0	0	1
	DAYLIGHT	29	2	0	0	0	0	0	0	0	0	0	0	0	31
OTHER ( 1)	DUSK	0	1	0	0	0	0	0	0	0	0	0	0	0	1
	DARK-LIGHTS	7	0	0	0	0	0	0	0	0	0	0	0	0	7
	DARK NO LIGHTS	1	0	0	0	0	0	0	0	0	0	0	0	0	1
	DARK LIGHTS OFF	0	0	0	0	0	0	0	0	0	0	0	0	0	0
	OTHER	0	0	0	0	0	0	0	0	0	0	0	0	0	0
	UNKNOWN	0	0	0	0	0	0	0	0	0	0	0	0	0	0
ROAD SURFACE TOTALS		257	16	0	0	1	0	0	0	0	0	0	0	1	275

LIGHT CONDITION

WEATHER	LIGHT CONDITION	TOTAL
CROSS WINDS	DAWN	6
	DAYLIGHT	220
	DUSK	20
	DARK-LIGHTS	21
CLOUDY	DAWN	6
	DAYLIGHT	220
	DUSK	20
	DARK-LIGHTS	21
OTHER	DAWN	6
	DAYLIGHT	220
	DUSK	20
	DARK-LIGHTS	21
TOTAL		275

MAINE HIGHWAY BICYCLE CRASHES  
BY COUNTY  
1997

<u>COUNTY</u>	<u>CRASHES</u>
ANDROSCOGGIN	47
AROOSTOOK	6
CUMBERLAND	73
FRANKLIN	4
HANCOCK	16
KENNEBEC	28
KNOX	12
LINCOLN	3
OXFORD	10
PENOBSCOT	40
PISCATAQUIS	2
SAGadahoc	4
SOMERSET	13
WALDO	1
WASHINGTON	2
YORK	54
<b>TOTAL</b>	<b>315</b>





TINACSM2

MAINE DEPARTMENT OF TRANSPORTATION  
 TRAFFIC ENGINEERING, ACCIDENT RECORDS SECTION  
 ACCIDENT SUMMARY II  
 1997

ACCIDENTS INVOLVING BICYCLES

DAY OF WEEK	--- A M ---							--- P M ---							UNK	TOTAL									
	1	2	3	4	5	6	7	8	9	10	11	12	1	2			3	4	5	6	7	8	9	10	11
SUNDAY	1	0	0	0	0	0	0	0	1	4	1	1	2	1	3	1	3	3	1	1	0	0	0	23	S
MONDAY	0	0	0	0	2	1	2	0	4	3	9	3	7	3	6	8	2	1	0	2	0	1	0	54	M
TUESDAY	0	0	0	1	0	0	5	1	1	3	3	2	3	6	7	5	4	2	5	2	0	0	0	50	T
WEDNESDAY	0	0	1	0	1	2	4	1	2	2	1	6	1	5	9	3	5	8	1	0	1	1	0	54	W
THURSDAY	0	0	1	0	0	0	0	1	1	1	1	7	2	7	4	7	3	7	1	0	4	0	0	47	T
FRIDAY	0	1	0	0	0	1	0	2	0	3	2	4	3	6	8	1	7	5	2	2	1	1	0	49	F
SATURDAY	0	0	0	0	0	0	3	1	3	2	0	5	3	3	2	4	4	4	2	0	0	1	1	38	S
UNKNOWN	0	0	0	0	0	0	0	0	0	0	0	0	0	0	0	0	0	0	0	0	0	0	0	0	U
TOTAL	1	1	2	0	1	1	5	13	8	8	19	11	34	17	35	36	27	34	31	13	5	8	3	315	T

	TOTAL	YEAR		TYPE OF UNIT	
		1997	1998		
JANUARY	2	2		01 2-DOOR	56
FEBRUARY	3	3		02 4-DOOR	138
MARCH	8	8		03 CONVERTIBLE	0
APRIL	21	21		04 STATION WG	19
MAY	42	42		05 VAN	32
JUNE	61	61		06 PICKUP TR	46
JULY	63	63		12 SCHOOL BUS	2
AUGUST	50	50		13 MOTOR HOME	0
SEPTEMBER	22	22		14 MOTORCYCLE	6
OCTOBER	29	29		15 MOPED	0
NOVEMBER	9	9		16 MOTOR BIKE	0
DECEMBER	5	5		17 BICYCLE	319
UNKNOWN	0	0		18 SNOWMOBILE	0
TOTAL	315	315		19 PEDESTRIAN	0
				23 ATV	0
				99 UNK / OTHER	20
				10 BOB TAIL	0
				20 2ADT	1
				30 3ASU	0
				40 4ASU	0
				21 2ASA	0
				22 2ATA	0
				31 3ASA	0
				32 3ATA	1
				33 3ATR	0
				42 4ATA	0
				25 2ATI/A2ATR	0
				35 3ATI/A2ATR	0
				36 3AT2A2ATR	0
				50 OTHER	0
				81 2AX CM BUS	0
				82 3AX CM BUS	0
				98 FARM/TRAC	0
TOTAL	315	315		TOTAL	640



MAINE DEPARTMENT OF TRANSPORTATION  
TRAFFIC ENGINEERING, ACCIDENT RECORDS SECTION  
ACCIDENT SUMMARY II

1997  
ACCIDENTS INVOLVING BICYCLES

ACCIDENT TYPE	TYPE OF LOCATION							TOTAL	INJURY DATA		
	ST ROAD	CURV ROAD	** AT INTERSECTION	** DRIVE WAYS	BRIDGE	INTER CHANGE	UN KNOWN		SEV CODE	INJURY ACCIDENTS	NUMBER OF INJURIES
OBJECT IN ROAD	0	0	0	0	0	0	0	0	K	1	1
REAR END/SIDESWIPE	0	0	1	0	0	0	0	1	A	33	33
HEAD-ON/SIDESWIPE	0	0	0	0	0	0	0	0	B	153	159
INTERSECTION MOVEMENT	0	0	1	1	0	0	0	3	C	117	128
PEDESTRIANS	0	0	0	0	0	0	0	0			
TRAIN	0	0	0	0	0	0	0	0	PD	11	
RAN OFF ROAD	2	0	0	0	0	0	0	2			
ANIMAL	0	0	0	0	0	0	0	0	TOTAL	315	321
DEER	0	0	0	0	0	0	0	0			
MOOSE	0	0	0	0	0	0	0	0			
BEAR	0	0	0	0	0	0	0	0			
SLED/BIKE	88	12	97	74	2	35	1	309			
OTHER	0	0	0	0	0	0	0	0			
NON COLLISION	0	0	0	0	0	0	0	0			
UNKNOWN	0	0	0	0	0	0	0	0			
TOTAL	90	12	99	75	2	36	1	315			
FIXED OBJECT STRUCK											
CONSTRUCTION BARRICADES	0	0	0	0	0	0	0	0			204
TRAFFIC SIGNAL	0	0	0	0	0	0	0	39	LEVEL STRAIGHT		12
R/R CROSSING	0	0	0	0	0	0	0	2	LEVEL CURVED		65
LIGHT POLE	0	0	0	0	0	0	0	0	ON GRADE STRAIGHT		13
UTILITY POLE	1	0	0	0	0	0	0	3	ON GRADE CURVED		7
SIGN POST	0	0	0	0	0	0	0	85	TOP OF HILL STRAIGHT		0
MAIL BOXES	0	0	0	0	0	0	0	3	TOP OF HILL CURVED		10
OTHER POLES/POSTS	0	0	0	0	0	0	0	2	BOTTOM OF HILL STRAIGHT		3
FIRE PLUG/PARK METER	0	0	0	0	0	0	0	1	BOTTOM OF HILL CURVED		1
TREE/SHRUBBERY	0	0	0	0	0	0	0	0	UNKNOWN		315
CRASH CUSHION	0	0	0	0	0	0	0	1	TOTAL		
MEDIAN SAFETY BARRIER	0	0	0	0	0	0	0	164			
BRIDGE PIERS	0	0	0	0	0	0	0	14			
OTHER GUARDRAILS	0	0	0	0	0	0	0	0			
FENCING NOT BARRIER	0	0	0	0	0	0	0	0			
CULVERT HEADWALL	0	0	0	0	0	0	0	0			
EMBANKMENT/DITCH	1	0	0	0	0	0	0	315			
BUILDING, WALL	0	0	0	0	0	0	0	0			
ROCK OUTCROPPING/LEDGE	0	0	0	0	0	0	0	0			
OTHER	0	0	0	0	0	0	0	0			
UNKNOWN	0	0	0	0	0	0	0	0			
TOTAL	2	0	0	0	0	0	0	2			

TINACSM2

MAINE DEPARTMENT OF TRANSPORTATION  
 TRAFFIC ENGINEERING, ACCIDENT RECORDS SECTION  
 ACCIDENT SUMMARY II

1997

ACCIDENTS INVOLVING BICYCLES

CONTRIBUTING FACTOR	APPARENT PHYSICAL CONDITION					TYPE OF UNIT					TOTAL
	DR 1	DR 2	DR 3	DR 4	DR 5	DR 1	DR 2	DR 3	DR 4	DR 5	
<b>HUMAN FACTORS</b>	191	74	4	0	0	304	304	8	0	0	616
NO IMPROPER DRIVING	33	52	2	0	0	1	2	0	0	0	3
FAIL TO YIELD R-WAY	5	2	0	0	0	2	5	0	0	0	7
ILLEGAL UNSAFE SPEED	1	1	1	0	0	0	0	0	0	0	0
FOLLOW TOO CLOSE	3	11	0	0	0	0	0	0	0	0	0
DISREGARD TRAFFIC CONTROL	1	6	0	0	0	0	0	0	0	0	0
DRIVING LEFT OF CENTER	0	3	0	0	0	0	0	0	0	0	0
IMPROPER PASSING	0	1	0	0	0	0	1	0	0	0	1
IMPROPER LANE CHANGE	0	2	0	0	0	0	2	0	0	0	2
IMPROPER START/STOP	4	5	0	0	0	8	2	3	0	0	13
IMPROPER TURN	2	0	0	0	0	315	314	11	0	0	640
UNSAFE BACKING	1	0	0	0	0	2	2	0	0	0	4
NO PROPER SIGNAL	0	2	0	0	0	0	2	0	0	0	2
IMPEDING TRAFFIC	48	57	1	0	0	106	106	0	0	0	212
DRIVER INATTENTION	0	11	0	0	0	11	11	0	0	0	22
DRIVER INEXPERIENCE	0	25	1	0	0	26	26	0	0	0	52
PEDESTRIAN VIOLATION	2	0	0	0	0	2	2	0	0	0	4
PHYSICAL IMPAIRMENT	0	0	0	0	0	0	0	0	0	0	0
VISION OBSCURED GLASS	2	0	0	0	0	2	2	0	0	0	4
VISION OBSCURED LIGHT	7	5	0	0	0	12	12	0	0	0	24
VISION OBSCURED OTHER	6	43	0	0	0	49	49	0	0	0	98
OTHER HUMAN FACTOR	3	0	0	0	0	3	3	0	0	0	6
HIT & RUN	0	4	0	0	0	4	4	0	0	0	8
<b>VEHICULAR FACTORS</b>	0	1	0	0	0	1	1	0	0	0	2
DEFECTIVE BRAKES	0	3	0	0	0	3	3	0	0	0	6
DEFECTIVE TIRE	0	0	0	0	0	0	0	0	0	0	0
DEFECTIVE LIGHTS	0	0	0	0	0	0	0	0	0	0	0
DEFECTIVE SUSPENSION	0	0	0	0	0	0	0	0	0	0	0
DEFECTIVE STEERING	0	2	0	0	0	2	2	0	0	0	4
OTHER VEHICLE DEFECT	5	5	2	0	0	12	12	0	0	0	24
UNKNOWN	315	314	11	0	0	640	640	0	0	0	1291
<b>TOTAL</b>	315	314	11	0	0	640	640	0	0	0	1291



MAINE DEPARTMENT OF TRANSPORTATION  
 TRAFFIC ENGINEERING, ACCIDENT RECORDS SECTION  
 ACCIDENT SUMMARY II  
 1997

ACCIDENTS INVOLVING BICYCLES

WEATHER	LIGHT CONDITION	DRY	WET	SNOW SAND	ICE SAND	ROAD SURFACE				ICE	OTHER	TOTAL
						MUD	DEBRIS	OIL	SNOW			
CROSS WINDS ( 0)	DAWN	0	0	0	0	0	0	0	0	0	0	0
	DAYLIGHT	0	0	0	0	0	0	0	0	0	0	0
	DUSK	0	0	0	0	0	0	0	0	0	0	0
	DARK-LIGHTS	0	0	0	0	0	0	0	0	0	0	0
	DARK NO LIGHTS	0	0	0	0	0	0	0	0	0	0	0
	DARK LIGHTS OFF	0	0	0	0	0	0	0	0	0	0	0
	OTHER	0	0	0	0	0	0	0	0	0	0	0
UNKNOWN	0	0	0	0	0	0	0	0	0	0	0	
SAND/DUST ( 0)	DAWN	0	0	0	0	0	0	0	0	0	0	0
	DAYLIGHT	0	0	0	0	0	0	0	0	0	0	0
	DUSK	0	0	0	0	0	0	0	0	0	0	0
	DARK-LIGHTS	0	0	0	0	0	0	0	0	0	0	0
	DARK NO LIGHTS	0	0	0	0	0	0	0	0	0	0	0
	DARK LIGHTS OFF	0	0	0	0	0	0	0	0	0	0	0
	OTHER	0	0	0	0	0	0	0	0	0	0	0
UNKNOWN	0	0	0	0	0	0	0	0	0	0	0	
CLOUDY ( 53)	DAWN	0	0	0	0	0	0	0	0	0	0	0
	DAYLIGHT	43	5	0	0	0	0	0	0	0	0	48
	DUSK	1	0	0	0	0	0	0	0	0	0	1
	DARK-LIGHTS	3	1	0	0	0	0	0	0	0	0	4
	DARK NO LIGHTS	0	0	0	0	0	0	0	0	0	0	0
	DARK LIGHTS OFF	0	0	0	0	0	0	0	0	0	0	0
	OTHER	0	0	0	0	0	0	0	0	0	0	0
UNKNOWN	0	0	0	0	0	0	0	0	0	0	0	
OTHER ( 0)	DAWN	0	0	0	0	0	0	0	0	0	0	0
	DAYLIGHT	0	0	0	0	0	0	0	0	0	0	0
	DUSK	0	0	0	0	0	0	0	0	0	0	0
	DARK-LIGHTS	0	0	0	0	0	0	0	0	0	0	0
	DARK NO LIGHTS	0	0	0	0	0	0	0	0	0	0	0
	DARK LIGHTS OFF	0	0	0	0	0	0	0	0	0	0	0
	OTHER	0	0	0	0	0	0	0	0	0	0	0
UNKNOWN	0	0	0	0	0	0	0	0	0	0	0	
ROAD SURFACE TOTALS		295	16	1	1	0	0	0	0	0	2	315
		LIGHT CONDITION										
DAWN	6											2
DAYLIGHT	271	DARK NO LIGHTS										3
DUSK	11	DARK LIGHTS OFF										0
DARK-LIGHTS	22	OTHER										0
		UNKNOWN										0
		TOTAL										315

MAINE HIGHWAY BICYCLE CRASHES  
BY COUNTY  
1996

<u>COUNTY</u>	<u>CRASHES</u>
ANDROSCOGGIN	34
AROOSTOOK	9
CUMBERLAND	119
FRANKLIN	4
HANCOCK	3
KENNEBEC	25
KNOX	10
LINCOLN	7
OXFORD	11
PENOBSCOT	25
PISCATAQUIS	2
SAGADAHOC	10
SOMERSET	9
WALDO	0
WASHINGTON	5
YORK	64
<b>TOTAL</b>	<b>337</b>



TINACSM2

MAINE DEPARTMENT OF TRANSPORTATION  
 TRAFFIC ENGINEERING, ACCIDENT RECORDS SECTION  
 ACCIDENT SUMMARY II

1996

ACCIDENTS INVOLVING BICYCLES

DAY OF WEEK	HOUR OF DAY												UNK	TOTAL											
	12	1	2	3	4	5	6	7	8	9	10	11			12	1	2	3	4	5	6	7	8	9	10
SUNDAY	0	0	1	0	0	0	0	0	1	1	3	0	3	4	6	3	4	5	2	1	0	0	0	0	34
MONDAY	1	0	0	0	0	0	1	3	2	2	3	2	3	5	3	9	6	2	3	2	1	1	1	0	49
TUESDAY	0	0	0	0	0	0	4	1	2	1	4	2	2	4	9	9	4	1	3	1	1	1	1	0	50
WEDNESDAY	1	0	0	1	0	1	0	2	3	3	1	4	2	6	6	8	7	9	5	2	0	3	0	1	65
THURSDAY	1	0	0	1	0	0	4	4	2	4	2	4	1	6	3	3	11	5	5	0	3	1	1	0	61
FRIDAY	0	1	0	0	0	0	2	2	0	0	4	2	0	2	5	5	6	4	3	1	1	0	0	38	
SATURDAY	1	0	0	0	0	0	0	0	3	2	5	4	1	5	3	4	4	1	4	0	3	0	0	40	
UNKNOWN	0	0	0	0	0	0	0	0	0	0	0	0	0	0	0	0	0	0	0	0	0	0	0	0	
TOTAL	4	1	1	1	1	0	13	14	13	13	13	13	19	17	34	34	41	45	20	21	4	12	3	3	337

YEAR

YEAR	TOTAL	TYPE OF UNIT																														
		01 2-DOOR	02 4-DOOR	03 CONVERTIBLE	04 STATION WG	05 VAN	06 PICKUP TR	12 SCHOOL BUS	13 MOTOR HOME	14 MOTORCYCLE	15 MOPED	16 MOTOR BIKE	17 BICYCLE	18 SNOWMOBILE	19 PEDESTRIAN	23 ATV	99 UNK / OTHER	10 BOB TAIL	20 2ADT	30 3ASU	40 4ASU	21 2ASA	22 2ATA	31 3ASA	32 3ATA	33 3ATR	42 4ATA	25 2AT1A2ATR	35 3AT1A2ATR	36 3AT2A2ATR	50 OTHER	81 2AX CM BUS
1996	337	65	136	0	19	31	60	1	1	4	0	343	0	1	0	18	0	0	0	0	0	0	0	0	0	0	0	0	0	0	0	0
JANUARY	3	0	0	0	0	0	0	0	0	0	0	0	0	0	0	0	0	0	0	0	0	0	0	0	0	0	0	0	0	0	0	0
FEBRUARY	3	0	0	0	0	0	0	0	0	0	0	0	0	0	0	0	0	0	0	0	0	0	0	0	0	0	0	0	0	0	0	0
MARCH	11	0	0	0	0	0	0	0	0	0	0	0	0	0	0	0	0	0	0	0	0	0	0	0	0	0	0	0	0	0	0	0
APRIL	18	0	0	0	0	0	0	0	0	0	0	0	0	0	0	0	0	0	0	0	0	0	0	0	0	0	0	0	0	0	0	0
MAY	37	0	0	0	0	0	0	0	0	0	0	0	0	0	0	0	0	0	0	0	0	0	0	0	0	0	0	0	0	0	0	0
JUNE	55	0	0	0	0	0	0	0	0	0	0	0	0	0	0	0	0	0	0	0	0	0	0	0	0	0	0	0	0	0	0	0
JULY	59	0	0	0	0	0	0	0	0	0	0	0	0	0	0	0	0	0	0	0	0	0	0	0	0	0	0	0	0	0	0	0
AUGUST	70	0	0	0	0	0	0	0	0	0	0	0	0	0	0	0	0	0	0	0	0	0	0	0	0	0	0	0	0	0	0	0
SEPTEMBER	45	0	0	0	0	0	0	0	0	0	0	0	0	0	0	0	0	0	0	0	0	0	0	0	0	0	0	0	0	0	0	0
OCTOBER	19	0	0	0	0	0	0	0	0	0	0	0	0	0	0	0	0	0	0	0	0	0	0	0	0	0	0	0	0	0	0	0
NOVEMBER	10	0	0	0	0	0	0	0	0	0	0	0	0	0	0	0	0	0	0	0	0	0	0	0	0	0	0	0	0	0	0	0
DECEMBER	7	0	0	0	0	0	0	0	0	0	0	0	0	0	0	0	0	0	0	0	0	0	0	0	0	0	0	0	0	0	0	0
UNKNOWN	0	0	0	0	0	0	0	0	0	0	0	0	0	0	0	0	0	0	0	0	0	0	0	0	0	0	0	0	0	0	0	0
TOTAL	337	65	136	0	19	31	60	1	1	4	0	343	0	1	0	18	0	0	0	0	0	0	0	0	0	0	0	0	0	0	0	0

TOTAL

683



43

MAINE DEPARTMENT OF TRANSPORTATION  
TRAFFIC ENGINEERING, ACCIDENT RECORDS SECTION  
ACCIDENT SUMMARY II

1996  
ACCIDENTS INVOLVING BICYCLES

ACCIDENT TYPE	TYPE OF LOCATION										INJURY DATA	
	ST ROAD	CURV ROAD	** AT INTERSECTION	** DRIVE WAYS	BRIDGE	INTER CHANGE	UN KNOWN	TOTAL	SEV CODE	INJURY ACCIDENTS	NUMBER OF INJURIES	
OBJECT IN ROAD	0	0	0	0	0	0	0	0	K	1	1	
REAR END/SIDESWIPE	1	0	0	0	0	0	0	1	A	39	40	
HEAD-ON/SIDESWIPE	0	0	0	0	0	0	0	0	B	185	192	
INTERSECTION MOVEMENT	0	0	1	0	0	0	0	2	C	99	117	
PEDESTRIANS	0	0	0	0	0	0	0	0	PD	13		
TRAIN	0	0	0	0	0	0	0	0				
RAN OFF ROAD	0	0	0	0	0	0	0	0				
ANIMAL	0	0	0	0	0	0	0	0	TOTAL	337	350	
DEER	0	0	0	0	0	0	0	0				
MOOSE	0	0	0	0	0	0	0	0				
BEAR	0	0	0	0	0	0	0	0				
SLED/BIKE	82	11	97	83	4	55	1	334				
OTHER	0	0	0	0	0	0	0	0				
NON COLLISION	0	0	0	0	0	0	0	0				
UNKNOWN	0	0	0	0	0	0	0	0				
TOTAL	83	11	98	83	4	56	1	337				
	FIXED OBJECT STRUCK											
CONSTRUCTION BARRICADES	0	0	0	0	0	0	0	0		41	228	
TRAFFIC SIGNAL	0	0	0	0	0	0	0	0		3	15	
R/R CROSSING	0	0	0	0	0	0	0	0		1	75	
LIGHT POLE	0	0	0	0	0	0	0	0		7	6	
UTILITY POLE	0	0	0	0	0	0	0	0		99	3	
SIGN POST	0	0	0	0	0	0	0	0		2	1	
MAIL BOXES	0	0	0	0	0	0	0	0		4	9	
OTHER POLES/POSTS	0	0	0	0	0	0	0	0		0	0	
FIRE PLUG/PARK METER	1	0	0	0	0	0	0	0		0	0	
TREE/SHRUBBERY	0	0	0	0	0	0	0	0		0	0	
CRASH CUSHION	0	0	0	0	0	0	0	0		0	0	
MEDIAN SAFETY BARRIER	0	0	0	0	0	0	0	0		3	337	
BRIDGE PIERS	0	0	0	0	0	0	0	0		167		
OTHER GUARDRAILS	0	0	0	0	0	0	0	0		10		
FENCING NOT BARRIER	0	0	0	0	0	0	0	0		0		
CULVERT HEADWALL	0	0	0	0	0	0	0	0		0		
EMBANKMENT/DITCH	0	0	0	0	0	0	0	0		0		
BUILDING WALL	0	0	0	0	0	0	0	0		0		
ROCK OUTCROPPING/LEDGE	0	0	0	0	0	0	0	0		0		
OTHER	0	0	0	0	0	0	0	0		0		
UNKNOWN	0	0	0	0	0	0	0	0		0		
TOTAL	1	1	1	1	1	1	1	1		337	337	
	ROAD CHARACTER											
LEVEL STRAIGHT											228	
LEVEL CURVED											15	
ON GRADE STRAIGHT											75	
ON GRADE CURVED											6	
TOP OF HILL STRAIGHT											3	
TOP OF HILL CURVED											1	
BOTTOM OF HILL STRAIGHT											9	
BOTTOM OF HILL CURVED											0	
UNKNOWN											0	
TOTAL											337	



TINACSM2

MAINE DEPARTMENT OF TRANSPORTATION  
 TRAFFIC ENGINEERING, ACCIDENT RECORDS SECTION  
 ACCIDENT SUMMARY II

1996  
 ACCIDENTS INVOLVING BICYCLES

APPARENT CONTRIBUTING FACTOR	DR					DR					DR					TOTAL
	1	2	3	4	5	1	2	3	4	5	1	2	3	4	5	
<b>HUMAN FACTORS</b>	221	70	5	0	0	319	317	7	2	0	337	337	7	2	0	683
NO IMPROPER DRIVING	14	59	0	0	0	2	2	0	0	0	2	2	0	0	0	4
FAIL TO YIELD R-WAY	1	11	0	0	0	5	8	0	0	0	5	8	0	0	0	13
ILLEGAL UNSAFE SPEED	1	1	0	0	0	0	0	0	0	0	0	0	0	0	0	0
FOLLOW TOO CLOSE	0	23	0	0	0	0	0	0	0	0	0	0	0	0	0	0
DISREGARD TRAFFIC CONTROL	2	7	0	0	0	0	0	0	0	0	0	0	0	0	0	0
DRIVING LEFT OF CENTER	1	3	1	1	0	0	0	0	0	0	0	0	0	0	0	0
IMPROPER PASSING	1	6	0	0	0	1	2	0	0	0	1	2	0	0	0	3
IMPROPER LANE CHANGE	0	1	0	0	0	10	8	0	0	0	10	8	0	0	0	18
IMPROPER START/STOP	6	11	0	0	0	337	337	7	2	0	337	337	7	2	0	683
IMPROPER TURN	1	0	0	0	0											
UNSAFE BACKING	0	1	0	0	0											
NO PROPER SIGNAL	1	2	0	0	0											
IMPEDING TRAFFIC	55	60	0	0	0											
DRIVER INATTENTION	0	9	0	0	0											
DRIVER INEXPERIENCE	0	16	1	0	0											
PEDESTRIAN VIOLATION	0	1	0	0	0											
PHYSICAL IMPAIRMENT	0	1	0	0	0											
VISION OBSCURED GLASS	1	0	0	0	0											
VISION OBSCURED LIGHT	4	1	0	0	0											
VISION OBSCURED OTHER	11	5	0	0	0											
OTHER HUMAN FACTOR	3	36	0	0	0											
HIT & RUN	7	1	0	0	0											
<b>VEHICULAR FACTORS</b>	2	6	0	0	0	0	45	0	0	0	0	45	0	0	0	45
DEFECTIVE BRAKES	0	0	0	0	0	0	120	0	0	0	0	120	0	0	0	121
DEFECTIVE TIRE	0	2	0	0	0	29	61	0	0	0	29	61	0	0	0	90
DEFECTIVE LIGHTS	0	0	0	0	0	35	43	0	0	0	35	43	0	0	0	78
DEFECTIVE SUSPENSION	0	0	0	0	0	33	17	0	0	0	33	17	0	0	0	50
DEFECTIVE STEERING	0	1	0	0	0	55	22	0	0	0	55	22	0	0	0	77
OTHER VEHICLE DEFECT	5	4	0	1	0	70	17	0	0	0	70	17	0	0	0	87
UNKNOWN	0	0	0	0	0	37	5	0	0	0	37	5	0	0	0	42
	0	2	0	0	0	30	6	0	0	0	30	6	0	0	0	36
	0	0	0	0	0	20	3	0	0	0	20	3	0	0	0	23
	0	0	0	0	0	13	0	0	0	0	13	0	0	0	0	13
	0	1	0	0	0	17	4	0	0	0	17	4	0	0	0	21
	5	4	0	1	0	339	343	0	1	0	339	343	0	1	0	683
TOTAL	337	337	7	2	0	337	337	7	2	0	337	337	7	2	0	683



MAINE DEPARTMENT OF TRANSPORTATION  
 TRAFFIC ENGINEERING, ACCIDENT RECORDS SECTION  
 ACCIDENT SUMMARY II

1996  
 ACCIDENTS INVOLVING BICYCLES

WEATHER	LIGHT CONDITION	DRY	WET	SNOW		ICE SAND	ROAD SURFACE			ICE	OTHER	TOTAL
				SAND	SAND		MUD	DEBRIS	OIL			
CROSS WINDS ( 0)	DAWN	0	0	0	0	0	0	0	0	0	0	0
	DAYLIGHT	0	0	0	0	0	0	0	0	0	0	0
	DUSK	0	0	0	0	0	0	0	0	0	0	0
	DARK-LIGHTS	0	0	0	0	0	0	0	0	0	0	0
	DARK NO LIGHTS	0	0	0	0	0	0	0	0	0	0	0
	DARK LIGHTS OFF	0	0	0	0	0	0	0	0	0	0	0
	OTHER UNKNOWN	0	0	0	0	0	0	0	0	0	0	0
SAND/DUST ( 1)	DAWN	0	0	0	0	0	0	0	0	0	0	0
	DAYLIGHT	0	0	0	0	0	0	0	0	0	0	0
	DUSK	0	0	0	0	0	0	0	0	0	0	0
	DARK-LIGHTS	1	0	0	0	0	0	0	0	0	0	1
	DARK NO LIGHTS	0	0	0	0	0	0	0	0	0	0	0
	DARK LIGHTS OFF	0	0	0	0	0	0	0	0	0	0	0
	OTHER UNKNOWN	0	0	0	0	0	0	0	0	0	0	0
CLOUDY ( 60)	DAWN	2	0	0	0	0	0	0	0	0	0	2
	DAYLIGHT	44	6	0	0	0	0	0	0	0	0	50
	DUSK	1	0	0	0	0	0	0	0	0	0	1
	DARK-LIGHTS	5	1	0	0	0	0	0	0	1	0	7
	DARK NO LIGHTS	0	0	0	0	0	0	0	0	0	0	0
	DARK LIGHTS OFF	0	0	0	0	0	0	0	0	0	0	0
	OTHER UNKNOWN	0	0	0	0	0	0	0	0	0	0	0
OTHER ( 0)	DAWN	0	0	0	0	0	0	0	0	0	0	0
	DAYLIGHT	0	0	0	0	0	0	0	0	0	0	0
	DUSK	0	0	0	0	0	0	0	0	0	0	0
	DARK-LIGHTS	0	0	0	0	0	0	0	0	0	0	0
	DARK NO LIGHTS	0	0	0	0	0	0	0	0	0	0	0
	DARK LIGHTS OFF	0	0	0	0	0	0	0	0	0	0	0
	OTHER UNKNOWN	0	0	0	0	0	0	0	0	0	0	0
ROAD SURFACE TOTALS		304	31	0	0	0	0	1	0	0	0	337

LIGHT CONDITION

DAWN	5	DARK NO LIGHTS	3
DAYLIGHT	277	DARK LIGHTS OFF	0
DUSK	11	OTHER	0
DARK-LIGHTS	41	UNKNOWN	0
TOTAL		TOTAL	337

APPENDIX

VEHICLE CODE	AXLE CONFIGURATION	DESCRIPTION
10		TRUCK TRACTOR ONLY (BOB TAIL)
20		2 AXLE SINGLE UNIT WITH DUAL TIRES
21		2 AXLE TRACTOR WITH SINGLE AXLE SEMI
22		2 AXLE TRACTOR WITH TANDEM AXLE SEMI
25		2 AXLE TRACTOR WITH SINGLE AXLE SEMI AND 2 AXLE TRAILER
30		3 AXLE SINGLE UNIT
31		3 AXLE TRACTOR WITH SINGLE AXLE SEMI
32		3 AXLE TRACTOR WITH TANDEM AXLE SEMI
33		3 AXLE TRACTOR WITH TRIDEM AXLE SEMI
35		3 AXLE TRACTOR WITH SINGLE AXLE SEMI AND 2 AXLE TRAILER
36		3 AXLE TRACTOR WITH TANDEM AXLE SEMI AND 2 AXLE TRAILER
37		5 AXLE SEMI; SPLIT TRAILER TANDEM
38		6 AXLE SEMI; SPLIT TRAILER TANDEM WITH CENTER AXLE
39		6 AXLE; STANDARD TRAILER TANDEM WITH CENTER AXLE
40		4 AXLE SINGLE UNIT
42		4 AXLE TRACTOR WITH TANDEM AXLE SEMI
50	ANY OTHER AXLE CONFIGURATION	ANY TRUCK NOT DESCRIBED ABOVE
81		2 AXLE BUS
82		3 AXLE BUS

UNIVERSITY OF SOUTHERN MAINE



3 1390 00472193 0

