

# Continuous Production of Xylooligosaccharides from Xylan by Crude Enzyme Derived from *Eupenicillium javanicum*

Mitsuo TANAKA, Tomoyo HUJIOKA and Ryoji MITSUI

Department of Biochemistry, Faculty of Science,  
Okayama University of Science, 1-1 Ridai-cho, Kita-ku, Okayama city, Okayama 700-0005, Japan

(Received September 28, 2009; accepted November 5, 2009)

The immobilized enzyme packed column was used to produce oligosaccharides by the continuous hydrolysis of soluble xylan. The immobilized enzyme was significantly stable and did not inactivate up to at least 1,200 h of reaction. Oligosaccharides only were produced effectively by crude enzyme derived from *Eupenicillium javanicum*. The ratio of hydrolysis of soluble xylan was ca. 20 % and the molar ratio of xylotriose to xylobiose was almost 1 to 1. The productivity of xylooligosaccharides seems to increase under higher concentration of soluble xylan and higher reaction temperature than 28°C.

**Keywords:** *Eupenicillium javanicum*, xylan, endo-xylanase,  $\beta$ -xylosidase, xylooligosaccharides, packed column reactor.

## Introduction

Xylan is one of main components in agro wastes and wood wastes, which are wasted large amount. The effective use of xylan is hoped.

The xylooligosaccharides which are enzymatic hydrolysates of xylan, are utilized as indigestible sweeteners and are useful as a functional substance which has a stimulatory effect on the selective growth of human intestinal *Bifidobacteria*, important for the maintenance of a healthy intestinal microflora (1-3). The enzymatic hydrolysis of xylan is beneficial because it occurs under mild conditions with no side-reaction. We found that *Eupenicillium javanicum* isolated from humus produced a highly active xylanase in spite of a weak  $\beta$ -xylosidase activity (4). This xylanase system was considered to have a merit to obtain xylooligosaccharides from xylan.

Since  $\beta$ -xylosidase activity in the culture liquid was weak, the culture liquid recovered was used as a crude enzyme solution without purification, and the continuous production of xylooligosaccharides from xylan by the enzyme solution was investigated.

## 1. Experimental

### 1.1. Preparation of crude enzymes

The basal medium for growth of *Eupenicillium javanicum* was 1.0 g Bacto peptone, 0.3 g Urea, 2.0 g

MgSO<sub>4</sub> · 7H<sub>2</sub>O, 0.4 g CaCl<sub>2</sub> · 2H<sub>2</sub>O, 5.0 mg FeSO<sub>4</sub> · 7H<sub>2</sub>O, 1.6 mg ZnSO<sub>4</sub> · 7H<sub>2</sub>O, 1.4 mg MnSO<sub>4</sub> · H<sub>2</sub>O, 4.0 mg CoCl<sub>2</sub> · 6H<sub>2</sub>O per liter. The initial pH and temperature of main culture were 5.5 and 28°C, respectively (4). The cells obtained by pre-culture (100 ml basal medium solution containing 10 g/l glucose) were recovered by centrifugation, and main culture on 2 liter-shaking flask was carried out by adding the above cells in the culture liquid (1,000 ml basal medium solution containing 40 g soybean bran). The culture liquid was recovered at 11 days of cultivation time, the supernatant obtained by centrifugation was used as a crude enzyme solution, and also freeze-dried for storage.

### 1.2. Preparation of immobilized enzyme

The freeze-dried sample (25.5 g) was obtained from 3,500 ml of the supernatant solution. The immobilization of xylanase was performed with carbodiimide coupling method. The concentration of enzyme solution under the following experiments was 0.1 g/ml. TOYOPEARL AF-Amide-650M (12 ml gel) was used as the immobilization carrier. The suitable amount of the enzyme solution was added in the gel, that is, gel suspension. EDC (1-ethyl-3-(3-dimethylaminopropyl) carbodiimide chloride) was added in the gel suspension as a condensing agent, then the gel suspension was shaken



$$-K_m \ln(1-x) + S_0 x = \tau k_2 E_0' \quad (5)$$

Because  $S/S_0$  is the ratio of remaining substrate after hydrolytic reaction,  $\ln S/S_0$  is expressed as  $\ln(1-x)$ , when  $x(-) = (S_0 - S)/S_0$  is the ratio of hydrolysis of soluble xylan and  $\tau$  (min) =  $V(1 - \epsilon)/F$  is the residence time per volume of immobilized enzyme. Where,  $V$  (ml) is bed volume of column.

In the case of  $S_0 \ll K_m$ ,

$$-\ln(1-x) = \tau k_2 E_0' / K_m \quad (6)$$

In the case of  $K_m \ll S_0$ ,

$$x = \tau k_2 E_0' / S_0 \quad (7)$$

From the equation (5), the value of  $k_2 E_0'$  is obtained by changing the flow rate of  $F$  under a high concentration of  $S_0$ , and from the equation (6),  $K_m$  value is obtained by changing the flow rate of  $F$  under a low concentration of  $S_0$  using the above value of  $k_2 E_0'$ .

### 3. Results and discussion

#### 3.1. Activity of immobilized xylanase

Before the immobilization of crude enzyme to carrier, the enzyme solution was desalted. In this step, xylanase activity was almost not decreased (data not shown). High activity of xylanase was not attained, because the effect of immobilization to carrier was significantly low (data not shown). The improvement of immobilization method was

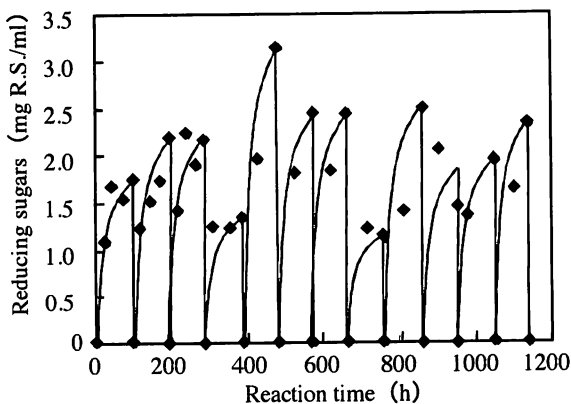


Fig. 2. Stability of immobilized enzyme.

necessary. However, the carrier immobilized as the above was used, since xylanase activity was not decreased in the step of immobilization.

#### 3.2. Stability of immobilized enzyme

The experiment was carried out as described in Section 1.4. The results are shown in Figure 2. The reaction solution circulated was exchanged to new substrate solution of 10 ml every 100 h up to 1,100 h. The circulation time of reaction solution was 40 min. About 2.0 ~ 2.5 mg R.S./ml was produced. The ratio of hydrolysis of xylan was ca. 20 ~ 25 %.

By the way, Figure 3a shows the amount of reducing sugar produced by free crude enzyme. In this case, enzyme concentration and soluble xylan concentration were 1.0 mg/ml and 1.0 %, respectively. The reaction solution was prepared with 0.05 M acetate buffer (pH5.0) and the reaction temperature was 30 °C. Apparently the ratio of hydrolysis attained plateau at ca. 20 %.

This result shows that in the case of immobilized enzyme as shown in Fig. 2, the enzyme reaction time in the bed was sufficient and the activity of immobilized enzyme was not decreased up to 1,100 h. On the other hand, the equation (2) is expressed as the following equation.

$$v = -dS/dt = k_2 E_0 S / (K_m + S) \quad (8)$$

When this equation is integrated and rearranged, the following equation is obtained.

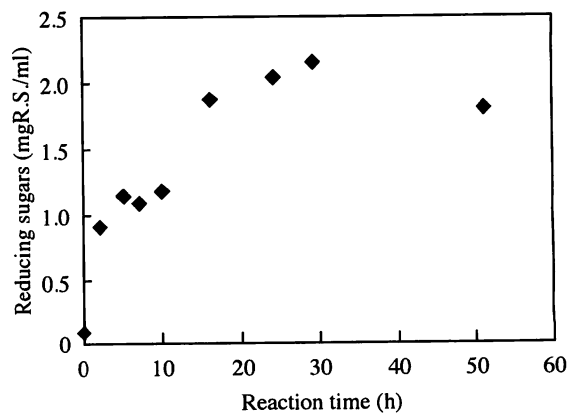
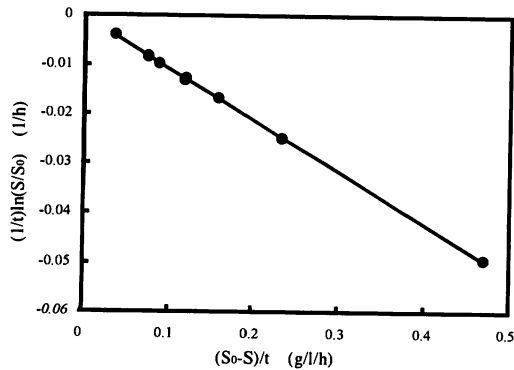


Fig. 3a. Hydrolysis of soluble xylan by free crude enzyme.



**Fig. 3b.** Determination of  $K_m$  and  $V_m$  of free crude enzyme.

$$-(1/t)\ln(S/S_0) = -(1/K_m)(S_0 - S)/t + V_m/K_m \quad (9)$$

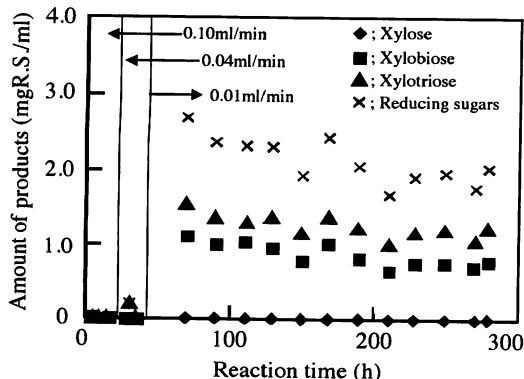
Where,  $V_m = k_2E_0$  (g/l/h), that is maximum velocity of hydrolysis.

From the data of Fig. 3a and the equation (9), **Figure 3b** is obtained.

From the slope and the intercept at y-axis of straight line, the  $K_m$  value and the  $V_m$  value are 10 g/l and  $5.0 \times 10^{-3}$  g/l/h, respectively. That is, the finding shows that the free crude enzyme reaction was carried out at the concentration of soluble xylan in the vicinity of  $K_m$  value.

### 3.3. Continuous hydrolysis of soluble xylan by immobilized enzyme using the packed column

The initial reaction period did not produce reducing sugars, since the elution of initial solution in the column bed was needed. After the initial period, stable hydrolysis was attained. The ratio of hydrolysis of xylan was ca. 20%. This value was similar to that of the above circulation experiment. Moreover, the sugars



**Fig. 4a.** Continuous hydrolysis of soluble xylan by immobilized enzyme using the packed column.

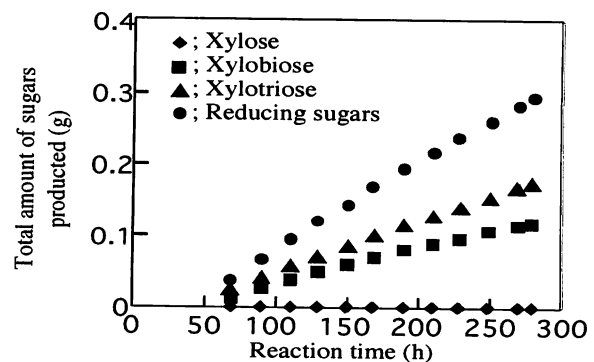
**Figure 4a** shows the result of continuous hydrolysis of soluble xylan by immobilized enzyme produced were xylotriose and xylobiose only, and xylose was not. Xylotriose was more than xylobiose under the weight ratio. However, the molar ratio of xylotriose to xylobiose was almost 1 to 1. This finding shows that the assumption of equation (1) was valid.

**Figure 4b** shows the total amount of products under the continuous hydrolysis of soluble xylan. In the range of reaction period, the amount of reducing sugars, xylotriose and xylobiose increased monotonically. The amount of production of reducing sugars attained to ca. 300 mg after the reaction of 250 h. The amount of production was increased with the increase in the reaction temperature from 20°C to 45°C (data not shown).

Apparently the continuous hydrolysis of soluble xylan by immobilized endoxylanase is very effective.

### 3.4. Determination of $K_m$ and $k_2E_0'$

From the experiment of continuous hydrolysis,  $V = 12$  ml,  $S_0 = 10$  g/l and  $F = 0.01$  ml/min. If  $\epsilon$  is 0.32 as the closed packing and  $S_0$  is extremely higher than  $K_m$  value, since  $\tau$  is 816 min and  $x$  is 0.2, from the equation (7),  $k_2E_0' = 2.5 \times 10^{-3}$  g/l/min. If  $K_m$  value is extremely higher than  $S_0$ , from the equation (6),  $k_2E_0'/K_m$  is  $2.7 \times 10^{-4}$  1/min. To get the accurate values of these kinetic constants ( $k_2E_0'$  and  $K_m$ ), the experiments under conditions of  $K_m \ll S_0$  and  $K_m \gg S_0$  were necessary. Since our goal was not to obtain such kinetic constants, additional experiment was not performed. However, in the step of immobilization of enzyme, if  $K_m$  value was no change, the reaction of hydrolysis by the immobilized enzyme was



**Fig. 4b.** Total amount of sugars produced under the continuous hydrolysis of soluble xylan.

apparently performed under the concentration of soluble xylan at  $K_m$  value.

### Conclusions

The immobilized enzyme packed column was used to produce oligosaccharides by the continuous hydrolysis of soluble xylan. The immobilized enzyme was significantly stable and did not inactivate up to at least 1,200 h of reaction.

The immobilized enzyme packed column was used to produce oligosaccharides by the continuous 1,200 h of reaction. Oligosaccharides only were produced effectively by crude enzyme derived from *Eupenicillium javanicum*, since this mold did almost not produce  $\beta$ -xylosidase in the culture liquid. The ratio of hydrolysis of soluble xylan was ca. 20 % and the molar ratio of xylotriose to xylobiose was almost 1 to 1. From the theoretical consideration, to get the kinetic constants of immobilized enzyme reaction in the packed column reactor, the experiments under conditions of  $K_m \ll S_0$  and  $K_m \gg S_0$  must be carried out. The productivity of oligosaccharides seems to increase under higher

concentration of soluble xylan and higher temperature of reaction, since the hydrolysis by immobilized enzyme was carried out under the  $K_m$  value and 28°C.

### References

1. Okazaki, M. : Production of xylooligosaccharides using a substrate-packed column reactor (in Japanese), *Bioscience & Industry*, **49** (9), 956-960 (1991).
2. Okazaki, M., Fujikawa, S., Matsumoto, N. : Effect of xylooligosaccharide on growth of *Bifidobacteria* (in Japanese), *J. Jpn. Soc. Nutr. Food Sci.*, **43** (6), 395-401 (1990).
3. Petschow, B. W., Talbott, R. D. : Growth promotion of *Bifidobacterium* species by whey and casein fractions from human and bovine milk, *J. Clin. Microbiol.*, **28**, 287-292 (1990).
4. Tanaka, M., Sumida, T., Mitsui, R. : Effect of culture conditions on production of cellulases and xylanases by *Eupenicillium javanicum* (in Japanese), *Seibutu-Kogaku Kaishi*, **78** (2), 43-47 (2000).