

Original article

A new model for calculating permeability of natural fractures in dual-porosity reservoir

Tiantian Zhang^{1,2}, Zhiping Li^{1,2}, Caspar Daniel Adenutsi^{1,2}, Fengpeng Lai^{1,2,3*}

¹*School of Energy Resources, China University of Geosciences, Beijing 100083, P. R. China*

²*Beijing Key Laboratory of Unconventional Natural Gas Geology Evaluation and Development Engineering, 100083, P. R. China*

³*National key laboratory of coal and CBM development, Jincheng, 048000, P. R. China*

(Received June 2, 2017; revised June 23, 2017; accepted June 25, 2017; published September 25, 2017)

Abstract: During the development of naturally fractured carbonate reservoirs, understanding the change in fracture permeability is the basis for production evaluation and scientific development. The conventional method of analyzing fracture permeability is to take core samples for laboratory experiments. This paper presents a new method to calculate the fracture permeability decrease using actual reservoir pressure data. The mathematical model of fracture permeability change with pressure is established based on material balance in the production process of a fractured reservoir. The model considers crossflow coefficient as well as compression coefficient. According to the results of the model, the fracture permeability decreases with decrease of the formation pressure, but the degree of decline is related to the crossflow coefficient and the compression coefficient. By using this model, the change in fracture permeability can be calculated under different production pressures. This provides a new method for stress sensitivity determination of fractured reservoirs.

Keywords: Natural fracture, carbonate reservoir, stress sensitivity, fracture permeability, fracture width, material balance.

Citation: Zhang, T., Li, Z., Adenutsi, C.D., et al. A new model for calculating permeability of natural fractures in dual-porosity reservoir. *Adv. Geo-energ. Res.* 2017, 1(2): 86-92, doi: 10.26804/ager.2017.02.03.

1. Introduction

In recent years, carbonate reservoirs play an important role in oil and gas production. Carbonate reservoirs account for about 40% of the total global oil and gas reserves, and its production account for about 60% of the total production of oil and gas (Roeh et al., 1985; Halbouty, 2003). The stress sensitivity of carbonate reservoirs with natural fractures cannot be ignored. Many studies have shown that when the porosity and permeability of a rock change with pressure, the porosity stress sensitivity is negligible compared to the permeability stress sensitivity. Therefore, the present studies are mainly focused on the permeability stress sensitivity (Raghavan et al., 2002; Archer, 2008; Qiao et al., 2012).

Currently, researches on stress sensitivity are mainly focused on laboratory experiments. Stress sensitivity was first discovered in sandstone flow experiments by American scholars some researchers Fatt and Davis (1952). Then, some researchers (Jones, 1975; Jones et al., 1980; Walsh, 1981; Randolph et al., 1984; Jelmert et al., 1998) established a

mathematical relationship between core permeability and effective stress, and found that the formula is applicable to naturally fractured carbonated reservoir and low permeability sandstone reservoir. Davies et al. (2001) compared the stress sensitivity characteristics of different permeability cores, and found that for unconsolidated cores with high permeability, the larger the porosity and permeability, the stronger the stress sensitivity. However, for some finely cemented cores with low permeability, the smaller the permeability, the stronger the stress sensitivity. Lei et al. (2007) established the quadratic polynomial between formation effective stress and permeability. The exponential relation between the permeability and effective stress of fractured reservoir was deduced and verified by Mckee et al. (1988). Thomas and Ward (1972) have showed that permeability decreases with increase in confining pressure but porosity changed a little. Buchsteiner et al. (1993) pointed out that the main reason for the decrease in permeability with an increase in effective stress of a fractured reservoir is caused by decrease in formation pressure. He also found that

*Corresponding author. E-mail: laifengpeng@cugb.edu.cn

the pore structure deformed under stress. When the effective stress increases, the fractures will be compressed and when the effective stress decreases, the fracture will be restored to a certain extent. Fractures are well developed in carbonate reservoirs, and they are mostly used as an important channel for oil and gas migration. The existence of fractures increases the permeability anisotropy. In the production process, change of pressure will lead to change of permeability (Palmer et al., 1996; Cho et al., 1999; Lorenz, 1999; Abass et al., 2007). There is no clear standard method used in analyzing the sensitivity of fractures. According to laboratory investigations, under normal pressure, the stress sensitivity of natural fractures is strong with great potential of aperture variation (Khan et al., 2000; Muralidharan et al., 2004; Petunin et al., 2011). Xiang et al. (2003) has studied the stress sensitivity of fracture-pore reservoir system, and believed that the stress sensitivity of artificial fractures, natural fractures and pore types of carbonate rock samples weakened sequentially. Shu et al. (2009) mainly discussed the variation laws of permeability, fracture width and effective stress. Tian (2014) has carried out a lab experiment and found that when permeability of fractured cores was measured in the process of increasing confining pressure with a constant pore pressure, the fracture is strongly sensitive to confining pressure change in laboratory, but only weakly sensitive to the reservoir pressure change in production. Duan et al. (1998) used elastic/plastic micro-contacting theory to study and analyze the topologic properties of both natural and many artificial fractures without any grinding, and a method of analyzing and evaluating stress sensibility of dual-porosity reservoir with natural fractures is made on the basis of the investigation.

Scholars have developed some empirical formulas of stress sensitivity through laboratory experiments. These relationships mainly consist of the following 3 types: the power function, the multiplied power function and the exponential function (Li, 2006; Li, 2007; Guo et al., 2010). These relationships aided in the understanding of stress sensitivity. However, because the nature of oil and gas reservoir itself is stress sensitive, the studies conducted on stress sensitivity is still facing some problems: Firstly, the calculation of effective stress in the stress sensitivity experiments is still not unified. Secondly, studies on the stress sensitivity of fractured carbonate rocks are only based on experimental conclusions, and the analysis of fractures width is confined to static state.

In order to describe the variation of fracture permeability under different production pressure difference, crossflow and comprehensive compressibility are considered in this study. Based on material balance method, a new mathematical model of fracture permeability and production pressure is established by using dynamic production data. The model can be used to describe the variation of fracture width and permeability under different pressure difference, which plays an important role in the prediction of reservoir productivity.

2. Establishment of natural fracture permeability model based on the concept of material balance

Fractured reservoirs are mainly composed of fractures and

matrix, therefore this paper uses the widely used physical model of Warren-Root. The model consists of fracture and matrix system. The matrix is the main reservoir space and the fracture is the main flow channel. During the development of the reservoir, oil flows from the matrix system to the fracture system, and then flows from the fracture system to the wellbore.

Fracture is the research objective of this paper. Before exploitation, the total volume of fluid in the fracture is lw_iB_ih . During the production stage of the reservoir, the fluid in the fracture is continuously produced and the formation pressure decreases gradually. The amount of fluid produced by elastic energy is $lw_ic_t(P_i - P_t)h$, and the remaining fluid is $lw_tB_t h$. A pressure difference will occur when the formation pressure drops, which leads to the flow from the matrix to the fracture. The crossflow quantity is q_{cross} . According to fluid volume balance, it is known that the sum of production from fracture by elastic energy and the residual fluid in the fracture should be equal to the sum of the total fluid flow in fracture and the amount of the crossflow. Thus the following equation was established:

$$lw_ic_t(p_i - p_t)h = lw_iB_ih - lw_tB_t h + q_{cross} \quad (1)$$

where l is total fracture length, cm ; h is fracture height, cm ; w_i is initial fracture width, cm ; P_i is original formation pressure, MPa ; B_i is volume coefficient under original formation pressure; P_t is the formation pressure after t hours production, MPa ; w_t is the fracture width after t hours production, cm ; B_t is volume coefficient after t hours production; q_{cross} is the crossflow quantity, cm^3 .

Based on the general assumptions of flow modeling, the matrix medium is considered homogeneous and isotropic; and the fractures are uniformly distributed. For the crossflow phenomenon of the fracture system, the following equation was established:

$$\frac{1}{r} \frac{\partial}{\partial r} \left[r \left(\frac{k_f}{\mu} \frac{\partial p_f}{\partial r} \right) \right] + q_{cross} = (\phi c_t)_f \frac{\partial p_f}{\partial t}$$

For the matrix system (m), the $(\phi c_t)_m$ is used to represent the total elastic energy of the bulk matrix system. Based on the mass conservation principle and Darcy law, the relationship between q_{cross} and production pressure difference can be obtained:

$$q_{cross} = -(\phi c_t)_m \frac{\partial P_m}{\partial t} = \frac{k_m A_m}{\mu} \frac{P_i - P_t}{l} = \alpha (P_i - P_t)$$

$$\alpha = \frac{k_m A_m}{\mu l} \quad (2)$$

where α is the modifying factor of crossflow.

$$c_t = -\frac{1}{V_i} \frac{V_t - V_i}{P_t - P_i} = -\frac{1}{B_i} \frac{B_t - B_i}{P_t - P_i} = \frac{1}{B_i} \frac{B_t - B_i}{P_i - P_t} \quad (3)$$

So the oil volume factor after t hours production is:

$$B_t = B_i(1 + c_t(P_i - P_t)) \quad (4)$$

The relationship between the fracture width and the production pressure difference is obtained by plugging equation (2) and (4) into equation (1).

$$w_t = \frac{w_i B_i - w_i c_t (P_i - P_t) + \alpha (P_i - P_t)}{B_i (1 + c_t (P_i - P_t))}$$

$$w_t = \frac{w_i B_i - w_i c_t (\Delta P) + \alpha (\Delta P)}{B_i (1 + c_t (\Delta P))} \quad (5)$$

In this paper, the fractures in the Warren-Root model is simplified into a single fracture, the length of the fracture is l , cm; and the cross-sectional area is lw , cm^2 ; Assuming that the flow direction is parallel to the fracture plane; then when the production pressure difference is ΔP , Mpa ; the flow equation is represented by the Poiseuille equation:

$$Q = \frac{w^3 l \Delta P}{12 \mu L} \quad (6)$$

The flow in the fractures is represented by the Darcy law:

$$Q = \frac{k_f A \Delta P}{\mu L} \quad (7)$$

From equations (6) and (7), the relationship between fracture permeability and fracture width can be obtained:

$$k_f = \frac{w^3 l}{12 A} = f_s \frac{w^3}{12} \quad (8)$$

where k_f is fracture permeability, cm^2 ; f_s is fracture density, the total length of fractures in the unit percolation area, $f_s = l/A$, cm/cm^2 ; l is fracture length on section, cm ; w is fracture width, cm ; L is core length, cm ; A is core cross sectional area, cm^2 .

Before the production of oil well, the relationship between the initial fracture permeability and fracture width is:

$$k_i = f_s \frac{w_i^3}{12} \quad (9)$$

After t hours production, the relationship between the fracture permeability and fracture width is:

$$k_t = f_s \frac{w_t^3}{12} \quad (10)$$

So the ratio of k_t to k_i can be obtained as:

$$\frac{k_t}{k_i} = \left(\frac{w_t}{w_i} \right)^3 \quad (11)$$

Considering the stress sensitivity of compressibility factor, Li (2007) has studied the comprehensive compressibility coefficient of rocks and found an exponential relation with production pressure difference.

$$c_t = c e^{-a(P_i - P_t)} \quad (12)$$

where a is variation coefficient of compressibility with pressure; c is initial comprehensive compressibility.

$$k_t = k_i \left[\frac{w_i B_i - w_i c_t \Delta P + \alpha \Delta P}{w_i B_i (1 + c_t \Delta P)} \right]^3 \quad (13)$$

3. Comparative analysis of the new and exponential models

Presently, the exponential model is the most widely used mathematical model of stress sensitivity. The stress sensitivity coefficient is used to characterize the degree of stress sensitivity. The exponential model is as follows:

$$k_t = k_i e^{-\alpha(P_i - P)} \quad (14)$$

where k_t is the permeability of formation pressure is P , $10^{-3} \mu m^2$; k_i is the permeability of formation pressure, $10^{-3} \mu m^2$; α is stress sensitivity coefficient; P_i is the original formation pressure, Mpa .

The α in the formula is usually fitted by experimental data. In this paper, we used an oil field in Kazakhstan as an example, which belongs to fracture-pore type reservoir. The permeability of the core sample R2005 – 01206 is measured with overburden pressure, and the pressure sensitivity coefficient is obtained by fitting the permeability-pressure curve. Put α into equation (14) to calculate the permeability under different production pressure difference. The data of the reservoir and the permeability of the core under different overburden pressures are shown in Table 1 and Table 2.

Table 1. Calculation parameters.

Parameter	Data
Initial formation Pressure P_i / MPa	39.4
Fracture permeability K_i / $10^{-3} \mu m^2$	5.81
Initial fracture width w_i / μm	150
Initial comprehensive compressibility c / MPa^{-1}	0.002
Initial oil volume factor B_i	1.47

By fitting the permeability-overburden pressure curve, the R^2 is 0.9785 and the stress sensitivity coefficient is 0.005. Plugging 0.005 into the exponential model, the permeability under different production pressure difference is obtained, and the results are compared with the permeability calculated by the new model in this paper. The results are shown in Table 3.

Table 3 shows that the difference between the permeability calculated by the new model and the exponential model is not significant, and the range of the percentage difference between the new and exponential models is between 0%-0.75%. For the conventional exponential model to be applicable in calculating the permeability, triaxial stress experiments are needed after field coring. Then to obtain the stress sensitivity coefficient, the permeability-overburden pressure curve must be fitted. We can use the coefficient to calculate the permeability under different production pressure difference. The exponential model is tedious and time-consuming. Compared to the exponential model, the new model considers the crossflow and comprehensive compressibility, timely monitoring of different production pressure difference of the permeability, avoiding the defects

Table 2. Permeability of core R2005-01206 under different overburden pressures.

Number	Sample depth /m	Overburden pressure /MPa	Permeability $10^{-3}\mu\text{m}^2$
1	2878.48	6.97	5.94
2	2878.48	13.52	5.66
3	2878.48	20.99	5.42
4	2878.48	27.91	5.21
5	2878.48	33.69	5.03
6	2878.48	41.5	4.89
7	2878.48	48.31	4.78
8	2878.48	55.14	4.68

Table 3. Comparison of permeability between the exponential model and new model.

ΔP /MPa	Permeability / $10^{-3}\mu\text{m}^2$		Percent difference(%)
	Exponential model k_1	New model k_2	
0	5.81	5.81	0.00
1	5.78	5.76	0.32
2	5.75	5.72	0.55
3	5.72	5.68	0.69
4	5.69	5.65	0.75
5	5.67	5.62	0.74
6	5.64	5.60	0.65
7	5.61	5.58	0.51
8	5.64	5.57	0.30
9	5.55	5.55	0.04
10	5.53	5.54	0.27

of experimental static evaluation of reservoir stress sensitivity. The new model can be well related to actual production, and provides a new method for the calculation of productivity.

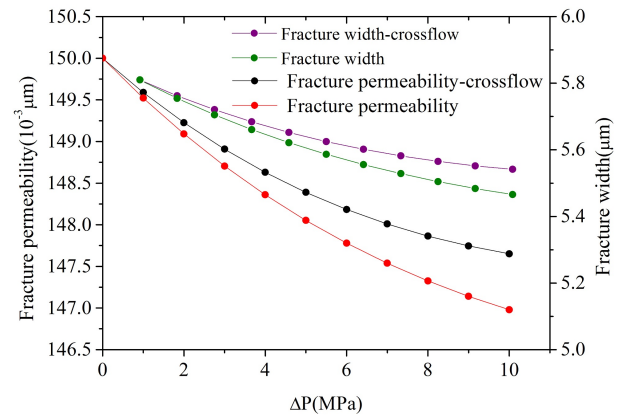
4. Analysis of influencing factors on fracture permeability

The compression coefficient and the fluid exchange between the matrix and fracture were considered basis on the principle of material balance, the mathematical relationship between fracture width, fracture permeability and production pressure difference were established. By using the model, we can quickly calculate the dynamic changes of fracture width and permeability under different pressure difference.

4.1 Relationship between fracture permeability, fracture width and production pressure difference

Based on the basic data of an oil field of Kazakhstan, the fracture permeability and fracture width are calculated. The curves of fracture permeability-production pressure difference, and fracture width-production pressure difference were drawn.

Figure 1 shows that whether or not the crossflow is considered, the fracture permeability decreases with the increase of production pressure difference. When the production pressure difference is small, the fracture permeability decreases rapidly

**Fig. 1.** Relationship curves between fracture width, fracture permeability and production pressure difference.

with the increase of production pressure difference rendering the reservoir perform strong stress sensitivity. With further increase of production pressure difference, the change of fracture permeability tends to be slow; the reservoir performs weak stress sensitivity. Where there is crossflow between matrix and fracture, the fracture permeability is larger because the fluid in the fracture first flows into the wellbore. With increase in pressure difference, the matrix permeability is relatively low,

and the pressure drops slowly. The fracture permeability is high, and the pressure drops rapidly. Therefore, the matrix and the fracture will gradually produce pressure difference, the fluid in matrix will constantly flow into the fractures, and the decrease of fracture permeability becomes slow.

The fracture width decreases gradually with the increase in production pressure difference. In the actual production process, the production pressure difference increases with continuous fluid produced, so the reservoir is strongly compacted and easily deformed. The contact area of the two fracture surfaces get larger, which makes the fracture tend to close. With further increase of production pressure difference, the contact area reaches the maximum. The fracture will not be closed any more, and the change of fracture permeability will also slow down.

4.2 The influence of different compression coefficient on fracture permeability

Li (2007) pointed out that the stress sensitivity of rock is closely related to the comprehensive compressibility, and the higher the comprehensive compressibility, the stronger the stress sensitivity. The fracture permeability under different compression coefficient was obtained, and the curves of fracture permeability-production pressure difference were drawn.

Figure 2 shows that different compression coefficients have different effects on fracture permeability. The greater the compression coefficient, the more rapid the decrease in fracture permeability with production pressure difference and the stronger the stress sensitivity. In the actual production process, with increase in production pressure difference, the rock is compacted by overburden pressure, the particles are closely arranged, and the pore volume decreases. At the same time, the volume of rock particles is expanded by fluid in the pores as pressure drops. These decrease the compressibility and permeability.

4.3 The influence of different crossflow modifying factor on fracture permeability

Figure 3 shows that different crossflow modifying factors have different effects on fracture permeability. With an increase in production pressure difference and the smaller the crossflow modifying factor, the less fluid flows from the matrix into fractures, the more rapid fracture permeability decreases and the stronger the stress sensitivity. The greater the crossflow modifying factor, the easier the fluid exchange between the fracture system and the matrix system, and the faster the fluid exchange rate. With the continuous exploitation of crude oil, the formation pressure gradually decreases, leading to compaction of fractures, hence permeability of fractures decreases significantly.

4.4 The influence of different crossflow modifying factor on fracture permeability

In the fractured reservoir, the fracture width determines the seepage capacity. From Eq. (9) to Eq. (11), the k_f and w^3

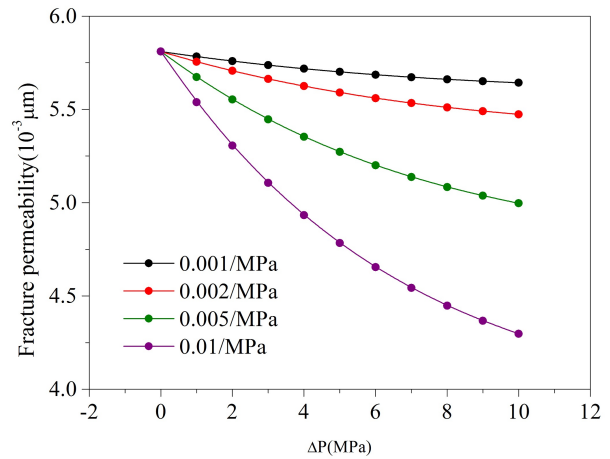


Fig. 2. Curves of fracture permeability and pressure difference under different compression coefficient.

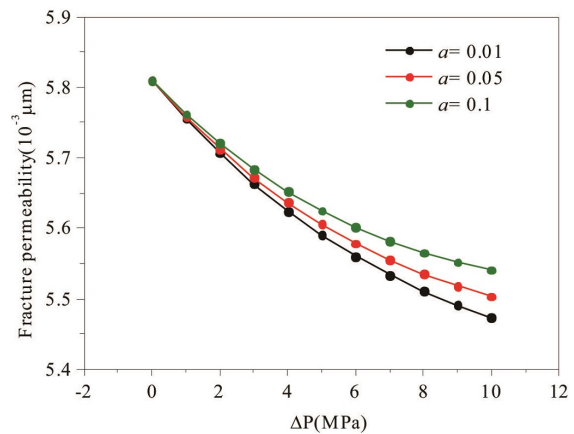


Fig. 3. Curve of fracture permeability and pressure difference under different crossflow modifying factor.

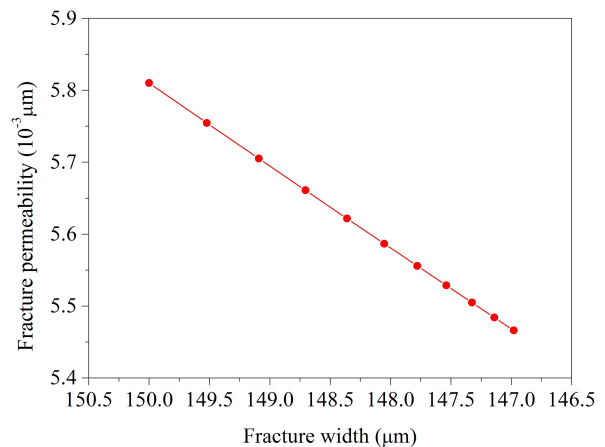


Fig. 4. Relationship of fracture permeability and fracture width.

shows a liner relationship. However, the k_f and w have a good positive correlation based on the calculation result of Eq. (13).

Figure 4 shows that the fracture permeability decreases with decrease in fracture width. The relationship between them can be described as follows: The reduction of fracture permeability is the macroscopic performance of fracture width reduction, and the decrease of fracture width is the essential reason for the decrease of fracture permeability.

5. Conclusions

(1) Based on the material balance principle, the mathematical relations of fracture width, fracture permeability and production pressure difference are established. According to the calculation of reservoir parameters, the fracture width and fracture permeability can be obtained at any time. The results are compared with a laboratory empirical exponential model. The new model can be better combined with the actual production data; describing the dynamic changes in fracture width and fracture permeability as well as aid in the calculation of oil production capacity at any time.

(2) For natural fractured carbonate reservoirs, when the production pressure difference is small, the fracture permeability decreases rapidly. Then, with increase in pressure difference, the fracture permeability decreases slowly. Therefore, in the actual production process, taking corresponding production measures can reduce the fracture permeability reduction at a low production pressure stage.

(3) Under the same production pressure difference, the greater the compression coefficient, the smaller the crossflow modifying factor, the smaller the fracture width and the greater the decrease in fracture permeability.

Acknowledgements

We acknowledge financial support from the National Science and Technology Major Project [Grant number: 2016ZX05037-006, 2017ZX05009-005] and the Shanxi Provincial Basic Research Program-Coalbed Methane Joint Research Foundation (2015012012). The authors gratefully thank valuable manuscript modification suggestions from Hong Li and Bello Lawal Toro, who are PhD students at China University of Geosciences Beijing.

Open Access This article is distributed under the terms and conditions of the Creative Commons Attribution (CC BY-NC-ND) license, which permits unrestricted use, distribution, and reproduction in any medium, provided the original work is properly cited.

References

- Abass, H.H., Ortiz, I., Khan, M.R., et al. Understanding Stress Dependant Permeability of Matrix, Natural Fractures, and Hydraulic Fractures in Carbonate Formations. Paper SPE110973 presented at the SPE Saudi Arabia Section Technical Symposium, Dhahran, Saudi Arabia, 7-8 May, 2007.
- Archer, R.A. Impact of stress sensitive permeability on production data analysis. Paper SPE114166 presented at the SPE Unconventional Reservoirs Conference, Keystone, Colorado, USA, 10-12 February, 2008.
- Buchsteiner, H., Warpinski, N.R., Economides M.J. Stress-induced permeability reduction in fissured reservoirs. Paper SPE26513 presented at the SPE Annual Technical Conference and Exhibition, Houston, Texas, 3-6 October, 1993.
- Cho, Y., Ozkan, E., Apaydin O.G. Pressure-dependent natural-fracture permeability in shale and its effect on shale-gas well production. *SPE Reserv. Eval. Eng.* 2013, 16(2): 216-228.
- Davies, J.P., Davies, D.K. Stress-dependent permeability: characterization and modeling. *SPE J.* 2001, 6(2): 224-335.
- Duan, Y., Meng, Y., Luo, P., et al. Stress sensitivity of naturally fractured-porous reservoir with dual-porosity. Paper SPE50909 presented at the SPE International Oil and Gas Conference and Exhibition in China, Beijing, China, 2-6 November, 1998.
- Fatt, I., Davis, D.H. Reduction in permeability with overburden pressure. *J. Petrol. Technol.* 1952, 4(12): 16.
- Guo, J., Zhang, L., Tu, Z. Stress sensitivity and influence on productivity in gas reservoirs with abnormally high pressure. *SPE Oil. Gas. Reserv.* 2010, 17(2): 79-81.
- Halbouty, M.T. *Giant Oil and Gas Fields of the Decade 1990-1999*. Gsw Books. 2003, 78(26): 9635-9643.
- Jelmert, T.A., Selseng, H. Permeability function describes core permeability in stress-sensitive rocks. *Oil. Gas. J.* 1998, 96(49): 60-63.
- Jones, F.O. A laboratory study of the effects of confining pressure on fracture flow and storage capacity in carbonate rocks : 8F, 22R. *J. Petroleum Tech.* V27, Jan. 1975, P2127. *Int. J. Rock. Mech. Min.* 1975, 12(4): 55-55.
- Jones, F.O., Owens, W.W. A laboratory study of low-permeability gas sands. *J. Petrol. Technol.* 1980, 2(9): 1631-1640.
- Khan, M., Teufel, L.W. The effect of geological and geomechanical parameters on reservoir stress path and its importance in studying permeability anisotropy. *SPE Reserv. Eval. Eng.* 2000, 3(5): 394-400.
- Lei, Q., Xiong, W., Yuan, C., et al. Analysis of stress sensitivity and its influence on oil production from tight reservoirs. Paper SPE111148 presented at the SPE Eastern Regional Meeting, Lexington, Kentucky, USA, 17-19 October, 2007.
- Li, C. Evaluation method for stress sensitivity of reservoir rock. *Pet. Geol. Oil Field Dev. Daqing.* 2006, 25(1): 40-42.
- Li, C. A theoretical formula of stress sensitivity index with compressibility of rock. *Lith. Res.* 2007, 19(4): 95-98.
- Lorenz, J.C. Stress-sensitive reservoirs. *J. Petrol. Technol.* 1999, 51(1): 61-63.
- Mckee, C.R., Bumb, A.C., Koenig, R.A. Stress-dependent permeability and porosity of coal. *SPE Form. Eval.* 1988, 3(1): 81-91.
- Muralidharan V., Putra, E., Schechter, D. Experimental and simulation analysis of fractured reservoir experiencing different stress conditions. Paper PETSOC2004229 pre-

- sented at the Canadian International Petroleum Conference, Calgary, Alberta, 8-10 June, 2004.
- Palmer, I., Mansoori, J. How permeability depends on stress and pore pressure in coalbeds: A new model. *SPE Reserv. Eval. Eng.* 1996, 1(6): 539-544.
- Petunin, V., Yin, X., Tutuncu, A.N. Porosity and permeability changes in sandstones and carbonates under stress and their correlation to rock texture. Paper SPE147401 presented at the SPE Canadian Unconventional Resources Conference, Calgary, Alberta, Canada, 15-17 November, 2011.
- Qiao, L.P., Wong, R.C.K., Aguilera, R., et al. Determination of Biot's effective stress parameter for permeability of Nikanassin sandstone. *J. Can. Petrol. Technol.* 2012, 51(3): 193-197.
- Raghavan, R., Chin, L.Y. Productivity changes in reservoirs with stress-dependent permeability. *SPE Reserv. Eval. Eng.* 2002, 7(4): 308-315.
- Randolph, P.L., Soeder, D.J., Chowdiah, P. Porosity and permeability of tight sands. *Powder Technol.* 1984, 41(2): 159-164.
- Roehl, P.O., Choquette, P.W. Carbonate petroleum reservoirs. Springer-Verlag, 1985.
- Shu, Y., Yan, J. Stress sensitivity evaluation and protection techniques of low permeability fractured carbonate reservoirs: A case study of the Ordovician in the Tarim Basin, Qianshan. *Petrol. Geol. Exper.* 2009, 21(2): 124-126.
- Thomas, R., Ward, D.C. Effect of overburden pressure and water saturation on gas permeability of tight sandstone cores. *J. Pet. Technol.* 1972, 24(2): 120-124.
- Tian, Y. Experimental study on stress sensitivity of naturally fractured reservoirs. Paper SPE173463 presented at the SPE Annual Technical Conference and Exhibition, Amsterdam, The Netherlands, 27-29 October, 2014.
- Walsh, J.B. Effect of pore pressure and confining pressure on fracture permeability. *Int. J. Rock. Mech. Min.* 1981, 18(5): 429-435.
- Xiang, Y., Xiang, D., Huang, D.Z. Simulation experimental study on stress sensitivity of fractured porous dual media. *Petrol. Geol. Exper.* 2003, 25(5): 497-498.