



Missouri University of Science and Technology
Scholars' Mine

Physics Faculty Research & Creative Works

Physics

01 Nov 2013

Plasmonic Scaling of Superconducting Metamaterials

Cihan Kurter

Missouri University of Science and Technology, kurterc@mst.edu

John A. Abrahams

Gennady Shvets

Steven Mark Anlage

Follow this and additional works at: https://scholarsmine.mst.edu/phys_facwork

 Part of the [Physics Commons](#)

Recommended Citation

C. Kurter et al., "Plasmonic Scaling of Superconducting Metamaterials," *Physical review B: Condensed matter and materials physics*, vol. 88, no. 18, pp. 180510-1-180510-5, American Physical Society (APS), Nov 2013.

The definitive version is available at <https://doi.org/10.1103/PhysRevB.88.180510>

This Article - Journal is brought to you for free and open access by Scholars' Mine. It has been accepted for inclusion in Physics Faculty Research & Creative Works by an authorized administrator of Scholars' Mine. This work is protected by U. S. Copyright Law. Unauthorized use including reproduction for redistribution requires the permission of the copyright holder. For more information, please contact scholarsmine@mst.edu.

Plasmonic scaling of superconducting metamaterials

C. Kurter,¹ J. Abrahams,¹ G. Shvets,² and Steven M. Anlage¹

¹Center for Nanophysics and Advanced Materials, Department of Physics, University of Maryland, College Park, Maryland 20742-4111, USA

²Department of Physics, University of Texas at Austin, Austin, Texas 78712, USA

(Received 14 September 2013; revised manuscript received 7 November 2013; published 27 November 2013)

Superconducting metamaterials are utilized to study the approach to the plasmonic limit simply by tuning temperature to modify the superfluid density, and thus the superfluid plasma frequency. We examine the persistence of artificial magnetism in a metamaterial made with superconductors in the plasmonic limit, and compare to the electromagnetic behavior of normal metals as a function of frequency as the plasma frequency is approached from below. Spiral-shaped Nb thin film meta-atoms of scaled dimensions are employed to explore the plasmonic behavior in these superconducting metamaterials, and the scaling condition allows extraction of the temperature dependent superfluid density, which is found to be in good agreement with expectations.

DOI: [10.1103/PhysRevB.88.180510](https://doi.org/10.1103/PhysRevB.88.180510)

PACS number(s): 74.78.-w, 72.30.+q, 73.50.Mx, 74.25.N-

Introduction. There has been significant interest in the development of artificial “meta-atoms” with engineered electromagnetic properties to create qualitatively new optical media.^{1,2} These meta-atoms have dimensions much smaller than the wavelength of light at the frequency of interest, and are often arranged in periodic arrays to create an effective medium for electromagnetic waves. Early work on metamaterials was performed in the microwave part of the spectrum where it is relatively easy to create artificial structures using micron-scale fabrication techniques. It was soon realized that meta-atoms that operate well at microwave frequencies do not preserve the same properties as they are scaled down in size to operate at higher frequencies such as the infrared, visible, and ultraviolet regimes.³⁻⁷ In particular, the ability of a split-ring resonator and its structural derivatives to create artificial magnetism greatly diminishes and is even destroyed beyond a certain frequency range^{3-5,7,8} mainly due to losses.⁹

For this and other reasons, a number of researchers have developed superconducting metamaterials¹⁰⁻¹² which have three significant advantages over normal metal metamaterials: ultralow losses, very compact structure (the meta-atoms can be made of deep subwavelength size), and the ability to be tuned and textured.¹³ In particular, superconductors have a strongly tunable superfluid plasma frequency.¹⁴ In a metamaterial made with superconductors, one can study the approach to the plasmonic limit quite simply by tuning temperature, transport current, or magnetic field to decrease the superfluid density. In this Rapid Communication we will consider the tunability of the plasmonic properties by means of temperature. We employ superconducting meta-atoms to understand the scaling dependence of their response in the plasmonic limit.

Background on plasmonic metamaterials. At low frequencies, well below the plasma frequency of a metal, it is convenient to treat the metal as a perfect electric conductor (PEC), to good approximation. In this regime, the electromagnetic response of metamaterials made of normal metals are dictated by the magnetic resonant and electric properties of PEC-equivalent structures, and essentially depend only on the geometrical shape and configuration of the meta-atoms.

At higher frequencies, approaching the plasma frequency of the metals, the PEC approximation no longer holds. The plasma frequency of a metal depends on the carrier density (n) and the inertia (m) of the carriers as $\omega_p^2 = ne^2/\epsilon_0 m$.

The complex dielectric function of the normal metal making up the meta-atoms in the vicinity of the plasma edge has the form $\epsilon_{nm}(\omega)/\epsilon_0 = 1 - \omega_p^2/(\omega(\omega + i\gamma))$, where ω is the angular frequency and γ is the relaxation rate of the electrons, parametrizing the losses. The skin depth of the metal can be expressed in terms of the free-space wavelength λ_{em} and the dielectric function as $\delta \sim \lambda_{em}/\sqrt{-Re(\epsilon_{nm}/\epsilon_0)}$. This expression shows clearly the effects of approaching the plasma edge from below—the screening length for electromagnetic fields systematically increases, resulting in deep penetration of fields and currents into the meta-atoms. We refer to this case as the *plasmonic limit*.

A resonant meta-atom in a metamaterial will store energy in the form of electric, U_{el} , and magnetic fields, U_{mag} (both internal and external to the meta-atom), and in the form of kinetic energy of screening currents, U_{kin} . The plasmonic parameter R_p measures the degree of plasmonic screening, or field penetration, and is defined as $R_p \equiv U_{kin}/U_{mag}$.⁵ In the PEC limit R_p becomes much less than unity. When the kinetic energy of the oscillating free electrons becomes comparable to the energy stored in the magnetic field, one can refer to the structure as being operated in the *plasmonic regime*.⁵ A structure enters the plasmonic regime when it is thinner than, or on the order of the skin depth δ . In the plasmonic limit the persistence of artificial magnetism is very susceptible to losses,⁵ and this is the main limitation to achieving negative permeability in the visible and ultraviolet. Can we learn something about these limitations by studying superconductors in the plasmonic regime?

Superconducting plasmonic metamaterials. The plasmonic behavior of superconductors has not been extensively explored. There was early theoretical work predicting the existence of surface plasmons on superconductors^{14,15} which have been later experimentally demonstrated by a number of groups.¹⁶⁻¹⁹ Recently, extraordinary transmission through an array of subwavelength holes in a high temperature superconducting thin film has been attributed in part to plasmonic interaction between the holes.¹¹ Moreover, superconducting plasmonic waveguides for THz radiation have been proposed.²⁰

Superconductors share the same evolution of their properties as normal metals in the plasmonic limit. One can define a superconducting dielectric function¹⁴ as $\epsilon_{sc}(\omega, T)/$

$\epsilon_0 = 1 - [\omega_{ps}^2(T)/\omega^2]\{1 + i[\sigma_1(\omega, T)]/[\sigma_2(\omega, T)]\}$, where ω_{ps} is the superfluid plasma frequency and $\sigma = \sigma_1 - i\sigma_2$ is the complex conductivity. Superconductors satisfy the condition $\sigma_1/\sigma_2 \ll 1$ for almost all temperatures below the critical temperature, T_c , and frequencies such that $\hbar\omega \ll 2\Delta(T)$, where $2\Delta(T)$ is the spectroscopic energy gap of the superconductor. Under these conditions the superconductor can be treated as a lossless plasmonic material to good approximation. The superfluid plasma frequency is defined as $\omega_{ps}^2(T) = [n_s(T)e^2]/(\epsilon_0 m)$, where $n_s(T)$ is the temperature dependent superfluid density. At low temperatures where $n_s(T)$ approaches the full carrier density of the metal and $\omega_{ps}(T)$ exceeds the energy gap (typically), the superconductor approaches the PEC limit $R_p \ll 1$. As T_c is approached, both $n_s(T)$ and $\omega_{ps}(T)$ decrease monotonically toward zero, the field penetration measured by the magnetic penetration depth $\lambda^2(T) = m/\mu_0 n_s(T)e^2 \sim \lambda_{em}^2/[-Re(\epsilon_{sc}/\epsilon_0)]$ and kinetic inductance increase,^{21,22} and one enters the superconducting plasmonic limit $R_p \gg 1$. This is analogous to the approach to the ω_p from below with increasing frequency in ordinary metals. Thus our superconducting metamaterials near T_c simulate the behavior of noble metal metamaterials in the visible and ultraviolet.

However, superconductors have a frequency limitation imposed by the superconducting energy gap. For frequencies higher than $2\Delta(T)/\hbar$, the electrodynamic behavior of the superconductor approaches that of the metal in the normal state. The magnitude of this gap approaches zero as the temperature is increased towards T_c : $\Delta(T \rightarrow T_c) = 0$. For $\hbar\omega < 2\Delta(T)$ and $T \ll T_c$, the plasma frequency obeys $\omega_{ps}^2(T) = [\pi\sigma_n\Delta(T)]/[\epsilon_0\hbar]\{\tanh[\Delta(T)/2k_B T]\}$,^{14,23} where σ_n is the normal state conductivity, showing that both spectral features redshift as T_c is approached from below.

Conditions for artificial magnetism. Losses in metamaterials can destroy a negative magnetic response of the structure. Artificial magnetism can be sustained only when the transit time of the guided wave along a single unit cell of the structure is less than the decay time due to the imaginary part of the dielectric function. For a metamaterial made up of normal metals, one must satisfy the condition on the relaxation rate of⁵

$$\frac{\gamma}{\omega} < \frac{1}{2\pi} \frac{\lambda_{em}/a_x}{(1 + R_p)}, \quad (1)$$

where a_x is the dimension of the metamaterial unit cell in the direction of propagation of the wave. In the plasmonic limit $R_p \gg 1$ the right-hand side of this relation decreases to the point that the inequality can no longer be satisfied for a given γ/ω , and artificial magnetism is lost. In the superconducting metamaterial artificial magnetism case one has a similar condition on the dissipative part of the complex conductivity,

$$\frac{\sigma_1}{\epsilon_0\omega} < \frac{1}{2\pi} \frac{\lambda_{em}/a_x}{(1 + R_p)} \left(\frac{\lambda_{em}}{2\pi\lambda(T)} \right)^2. \quad (2)$$

Note that the right-hand side is the same as that for a normal metal [see Eq. (1)], except for the additional term involving the square of the ratio of a macroscopic length (the free-space electromagnetic wavelength) to a microscopic length (the

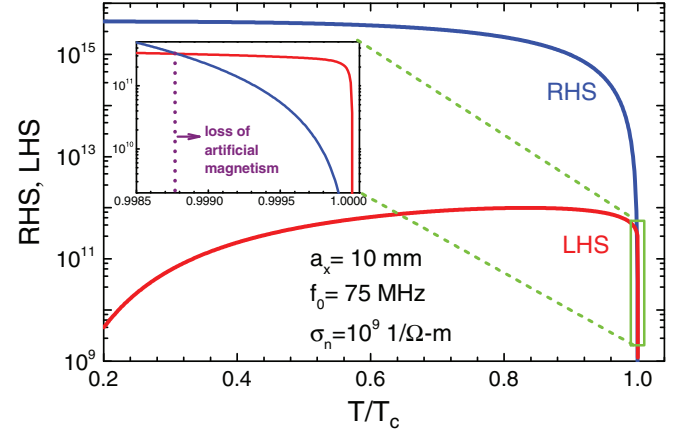


FIG. 1. (Color online) Plot of the calculated dimensionless RHS (right-hand side) and LHS (left-hand side) of Eq. (2) against normalized temperature. The conductivity is calculated at 75 MHz using the weak-coupled Mattis-Bardeen theory (Ref. 26) in the Pippard limit. Other parameters for the calculation are given in the figure. The condition for artificial magnetism in a superconducting metamaterial is that the RHS exceeds $\sigma_1/\epsilon_0\omega$.

magnetic penetration depth) of the superconductor. This large factor allows artificial magnetism to survive to a point much deeper into the plasmonic limit, as compared to normal metals. Superconducting metamaterials have the additional advantage that the metamaterial parameter λ_{em}/a_x can be made very much greater than unity. For instance, $\lambda_{em}/a_x \sim 10^3$ has been recently demonstrated in high T_c superconducting spiral meta-atoms.^{24,25} An example calculation of the left- and right-hand sides of Eq. (2) as a function of temperature for a Nb spiral metamaterial with $a_x = 10$ mm excited at 75 MHz is shown in Fig. 1.

Plasmonic scaling. Combining Ampere's law with Faraday's law in a dielectric medium, one can derive the harmonic wave equation $\vec{\nabla} \times \vec{\nabla} \times \vec{E} = \epsilon_r(\omega^2/c^2)\vec{E}$, where ϵ_r is the relative dielectric function and c is the speed of light in vacuum. The scale invariance of this wave equation is governed by the quantity $\epsilon_r(\omega^2 D_0^2/c^2)$, where D_0 is a characteristic length scale. We shall apply this scale invariance to metamaterials made up of meta-atoms of scaled dimension D_0 in the following way. Consider a superconducting meta-atom having deep sub-wavelength dimensions and made up of a material with dielectric function $\epsilon_{sc}(T)$. For a given value of $\epsilon_{sc}(T)$ there is a specific value of $K \equiv \omega D_0/c$ at which resonance is achieved. Now consider another resonator with all feature dimensions scaled by a common factor with overall scaled size D'_0 . At frequencies much smaller than the plasma frequency ω_{ps} , the resonance condition will be reestablished for some new frequency $\omega' = cK/D'_0$ at the original value of K . In other words, the value of $\epsilon_{sc}(T)K^2$ is fixed for a given resonance.

A constant value of $\epsilon_{sc}(T)$ corresponds to a fixed value of $n_s(T)/\omega^2$, for the case where ϵ_{sc} is real to good approximation. Hence by studying the resonant frequencies of scaled superconducting meta-atoms as a function of temperature, we can deduce the functional form of the superfluid density with temperature, $n_s(T)$.

Experiment. We utilize superconducting spiral meta-atoms with resonant frequencies as low as 30.52 MHz at 4.3 K

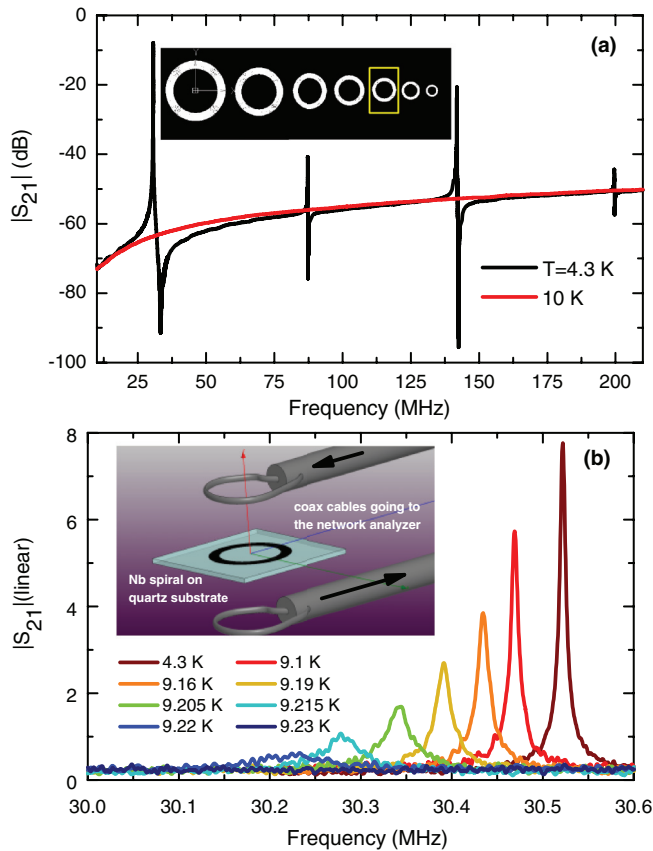


FIG. 2. (Color online) (a) Transmission $|S_{21}(f)|$ through one of the scaled Nb spirals with the largest scale factor ($s = 2.5$) showing its resonance spectrum below and above the T_c of Nb. The data above T_c is characteristic of two loops coupled together by a mutual inductance. Below T_c an additional transmission channel through the spiral appears, leading to the observed interference patterns (Refs. 24 and 25). The inset illustrates the scaled spiral samples; the $D_0 = 6$ mm spiral is outlined with the yellow box which all others are scaled from. (b) Gradual decay of the fundamental resonant transmission peak response with increasing temperature for the same sample. The inset shows a schematic of the measurement, two coax antennas sandwiching the meta-atom.

(see Fig. 2), putting them into the deep sub-wavelength limit ($\lambda_{em}/a_x \sim 653$). These meta-atoms were originally developed to form radio-frequency metamaterials operating below 100 MHz with an outer diameter D_0 of 6 mm.²⁷ The spirals are made from 200-nm-thick Nb thin films that were sputtered onto quartz wafers and patterned into a spiral structure by photolithography and reactive ion etching. The meta-atoms are excited by means of a coaxial transmission line that is terminated as a short-circuit loop^{24,27} [Fig. 2(b), inset]. The rf flux is coupled to the spiral resonator, exciting it into a series of resonant modes that correspond to an integer number of half-wavelength current standing wave patterns along the length of the spiral. The transmitted signal is picked up by a second coaxial loop on the other side of the spiral. Transmission ($|S_{21}|$) is measured on a rf network analyzer as a function of frequency at various temperatures ranging from 4.2 K up to the T_c of Nb.

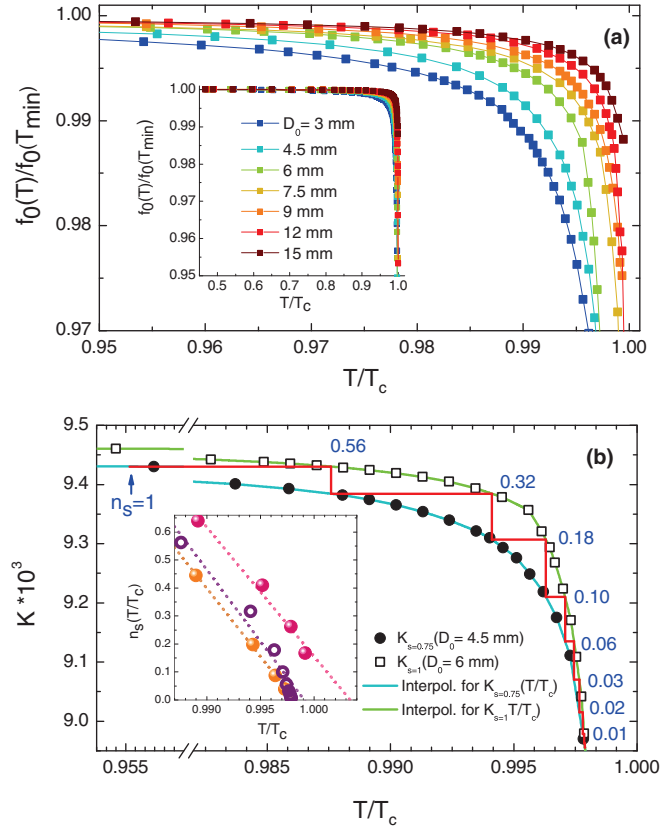


FIG. 3. (Color online) (a) Plot of $f_0(T)/f_0(T_{\min})$ vs T/T_c . Inset shows the same quantity over a larger temperature range. (b) Plot of K for two scaled Nb spirals as a function of reduced temperature T/T_c . The analysis to estimate $n_s(T/T_c)$ is shown with red stairs. Extracted values of n_s at specific T/T_c are labeled in blue. Inset is the plot of extracted scaled superfluid density $n_s(T/T_c)$ versus scaled temperature T/T_c from a set of scaled Nb spiral resonators. The solid lines are the best fit to the extracted $n_s(T/T_c)$ for each set, demonstrating the linear trend according to $n_s(T/T_c) \sim 1 - T/T_c$.

We prepared a series of scaled spirals, starting with a standard $D_0 = 6$ mm spiral containing 40 turns of superconducting wire 10 μm wide, with 10 μm gaps between neighboring wires. This basic design was scaled in all dimensions by factors of $s = 0.5, 0.75, 1.25, 1.5, 2,$ and 2.5 to make spirals of outer diameters 3, 4.5, 7.5, 9, 12, and 15 mm, respectively [see the inset of Fig. 2(a)]. The wire widths and spacing were scaled correspondingly. The resonant frequencies of the scaled Nb thin film spirals at 4.3 K ranged from 149.58 MHz for the $s = 0.5$ spiral to 30.52 MHz for the $s = 2.5$ spiral.

The resonance spectrum typically shows multiple peaks [see Fig. 2(a)] although in this work we shall focus on the fundamental resonance only [Fig. 2(b)]. The modes have loaded quality factors (Q) ranging up to 5880. The $|S_{21}|$ spectrum and mode losses for similar metamaterials are modeled in detail in Refs. 24 and 25.

Results. Figure 3(a) shows the temperature dependence of the normalized resonant frequency $f_0(T)/f_0(T_{\min})$ versus normalized temperature T/T_c for all of the scaled spirals ($0 < T_{\min} \ll T_c$). This quantity is weakly temperature dependent well below T_c because the superfluid density and the penetration depth in the superconductor saturates near its

zero-temperature value there.²² Closer to the transition temperature, $|\epsilon_{sc}|$ decreases, the penetration depth and plasmonic parameter increase, and the spiral approaches the plasmonic limit. As the fields penetrate more deeply into the superconductor, the magnetic and kinetic inductances increase and the resonant frequency drops.²² Note that $f_0(T)/f_0(T_{\min})$ vs T/T_c varies systematically with meta-atom size D_0 , with the smaller meta-atoms showing a stronger temperature dependence. The inset of Fig. 3(a) shows the overall temperature dependence, where the dramatic drop of resonant frequency approaching T_c is quite evident. Finally at T_c the superfluid plasma frequency ω_{ps} drops below the measurement frequency and the material reverts to the normal state, with a very large normal metal plasma frequency and correspondingly large imaginary part of the dielectric function, and the resonance is destroyed.

As temperature varies, $\epsilon_{sc}(T)$ changes [due to changes in $n_s(T)$], causing the resonant frequency to vary such that the resonant condition $\epsilon_{sc}(T)K^2$ remains fixed to good approximation. We can utilize this variation to extract the behavior of $n_s(T)$ of the superconductor making up the meta-atom.

Figure 3(b) is a representative plot of $K(T/T_c) = \omega(T/T_c)D_0/c$ for two scaled spirals with $s = 1$ and $s = 0.75$, having $D_0 = 6$ and 4.5 mm, respectively. Consider first a point at temperature T_1 much smaller than T_c on the $K_{s=0.75}(T/T_c)$ data set. At this temperature (T_1/T_c) arbitrarily designates $n_s(T_1/T_c) = 1$. Now consider the point on the neighboring $K_{s=1}(T/T_c)$ curve at the same value of K . This point is at a higher temperature T_2/T_c . According to the scale invariance it should have the same value of $n_s(T/T_c)/\omega^2$, such that $n_s(T_1/T_c)/\omega_{s=0.75}^2(T_1/T_c) = n_s(T_2/T_c)/\omega_{s=1}^2(T_2/T_c)$, or in other words $n_s(T_2/T_c) = n_s(T_1/T_c)[\omega_{s=1}(T_2/T_c)/\omega_{s=0.75}(T_1/T_c)]^2$, where $\omega_s(T/T_c)$ is the resonant frequency of the spiral of scale-factor s at reduced temperature T/T_c . In this particular case we find $n_s(T_2/T_c) = 0.56 * n_s(T_1/T_c)$. Now move vertically on the $K(T/T_c)$ axis to find the intersecting point on the $K_{s=0.75}(T/T_c)$ curve. This point has the same value of $n_s(T/T_c)$. The process can now be iterated to find the next point in reduced temperature where the superfluid density is scaled by the ratio of the resonant frequencies squared. This process will continue until reaching a point on the $K_{s=0.75}(T/T_c)$ curve that is below all measured points on the $K_{s=1}(T/T_c)$ curve.

The extracted superfluid density versus reduced temperature by using several pairs of scaled spiral data is shown in the inset of Fig. 3(b). Because the absolute value of

the resonant frequencies are sensitive to the location of the loops stimulating the metamaterial, which vary from run to run, each extracted $n_s(T/T_c)$ data set will have an arbitrary slope due to the variations in $K(T/T_c)$ governed by resonant frequency. The solid lines represent the best fits to the estimated $n_s(T/T_c)$ data. Although there is some scatter, we find that the data is consistent with a linear trend, as expected from mean-field Ginzburg-Landau theory near T_c , namely, $n_s(T/T_c) \sim 1 - T/T_c$,²⁸ which is valid for Nb thin films outside of the critical regime.^{29,30}

Discussion. The fact that the recovered $n_s(T/T_c)$ is consistent with expectations demonstrates that our samples display a plasmonic scaling with temperature approaching the superconducting transition temperature T_c . The plasmonic scaling arises from the drop of the superfluid plasma frequency ω_{ps} such that it approaches our (approximately) fixed measurement frequency.

The extracted $n_s(T/T_c)$ deviates from a straight line near T_c . As T_c is approached from below, the approximation that $\epsilon_{sc}(T)$ is purely real [in other words $\sigma_1(T)/\sigma_2(T) \ll 1$] will eventually break down. A normal fluid contribution to the electrodynamics will become significant, and destroy the condition that $n_s(T)/\omega^2$ remain fixed for a given value of K . The observed deviation is consistent with the analysis of Eq. (2) above, where the condition to retain artificial magnetism in a superconducting spiral only breaks down at temperatures quite close to T_c . Note that differences in thermal contact to the samples in each run gives rise to a variation in the measured temperature, resulting in the lateral offsets of the curves in the inset of Fig. 3(b).

Conclusions. Superconducting meta-atoms are proven to be a good surrogate for normal metal meta-atoms in the plasmonic limit. They offer the convenience of measurement at approximately fixed frequency while using temperature as the plasmonic tuning parameter. Superconducting metamaterials are shown to possess very robust artificial magnetism due to their unique electrodynamic properties, as evidenced in Eq. (2) and Fig. 1. We have used the electrodynamic scaling behavior of deep subwavelength meta-atoms in the plasmonic limit to extract information about the superconducting dielectric function $\epsilon_{sc}(T)$. The temperature dependence of the estimated $n_s(T)$ is quite reasonable and consistent with Ginzburg-Landau theory.

Acknowledgments. The work at Maryland is supported by NSF-GOALI ECCS-1158644 and the Center for Nanophysics and Advanced Materials. G.S. acknowledges support from National Science Foundation under Grant No. PHY-0851614.

¹V. G. Veselago, *Sov. Phys. Usp.* **10**, 509 (1968).

²D. R. Smith, W. J. Padilla, D. C. Vier, S. C. Nemat-Nasser, and S. Schultz, *Phys. Rev. Lett.* **84**, 4184 (2000).

³J. Zhou, T. Koschny, M. Kafesaki, E. N. Economou, J. B. Pendry, and C. M. Soukoulis, *Phys. Rev. Lett.* **95**, 223902 (2005).

⁴A. Ishikawa, T. Tanaka, and S. Kawata, *Phys. Rev. Lett.* **95**, 237401 (2005).

⁵Y. A. Urzhumov and G. Shvets, *Solid State Commun.* **146**, 208 (2008).

⁶P. Tassin, T. Koschny, M. Kafesaki, and C. M. Soukoulis, *Nat. Photon.* **6**, 259 (2012).

⁷D. O. Gunev, T. Koschny, and C. M. Soukoulis, *Phys. Rev. B* **80**, 125129 (2009).

⁸J. O. Dimmock, *Opt. Express* **11**, 2397 (2003).

⁹Th. Koschny, J. Zhou, and C. M. Soukoulis, *SPIE Proc.* **6581**, 658103 (2007).

¹⁰M. Ricci, N. Orloff, and S. M. Anlage, *Appl. Phys. Lett.* **87**, 034102 (2005).

- ¹¹A. Tsiatmas, A. R. Buckingham, V. A. Fedotov, S. Wang, Y. Chen, P. A. J. de Groot, and N. I. Zheludev, *Appl. Phys. Lett.* **97**, 111106 (2010).
- ¹²Hou-Tong Chen, Hao Yang, Ranjan Singh, John F. O'Hara, Abul K. Azad, Stuart A. Trugman, Q. X. Jia, and Antoinette J. Taylor, *Phys. Rev. Lett.* **105**, 247402 (2010).
- ¹³S. M. Anlage, *J. Opt.* **13**, 024001 (2011).
- ¹⁴E. N. Economou, *Phys. Rev.* **182**, 539 (1969).
- ¹⁵J. E. Mooij and Gerd Schon, *Phys. Rev. Lett.* **55**, 114 (1985).
- ¹⁶O. Buisson, P. Xavier, and J. Richard, *Phys. Rev. Lett.* **73**, 3153 (1994).
- ¹⁷F. Parage, M. M. Doria, and O. Buisson, *Phys. Rev. B* **58**, R8921 (1998).
- ¹⁸B. Camarota, F. Parage, F. Balestro, P. Delsing, and O. Buisson, *Phys. Rev. Lett.* **86**, 480 (2001).
- ¹⁹F. J. Dunmore, D. Z. Liu, H. D. Drew, S. Das Sarma, Qi Li, and D. B. Fenner, *Phys. Rev. B* **52**, R731 (1995).
- ²⁰A. Tsiatmas, V. A. Fedotov, F. J. Garca de Abajo, N. I. Zheludev, *New J. Phys.* **14**, 115006 (2012).
- ²¹R. Meservey and P. M. Tedrow, *J. Appl. Phys.* **40**, 2028 (1969).
- ²²S. M. Anlage, H. Sze, H. J. Snortland, S. Tahara, B. Langley, C. B. Eom, M. R. Beasley, and R. Taber, *Appl. Phys. Lett.* **54**, 2710 (1989).
- ²³M. Dressel and G. Gruner, *Electrodynamics of Solids* (Cambridge University Press, Cambridge, 2002).
- ²⁴B. Ghamsari, J. Abrahams, S. Remillard, and S. Anlage, *IEEE Trans. Appl. Supercond.* **23**, 1500304 (2013).
- ²⁵B. G. Ghamsari, J. Abrahams, and S. M. Anlage, *Appl. Phys. Lett.* **102**, 013503 (2013).
- ²⁶D. C. Mattis and J. Bardeen, *Phys. Rev.* **111**, 412 (1958).
- ²⁷C. Kurter, J. Abrahams, and S. M. Anlage, *Appl. Phys. Lett.* **96**, 253504 (2010).
- ²⁸M. Tinkham, *Introduction to Superconductivity*, 2nd ed. (McGraw-Hill, New York, 1996).
- ²⁹S. M. Anlage, B. W. Langley, G. Deutscher, J. Halbritter, and M. R. Beasley, *Phys. Rev. B* **44**, 9764 (1991).
- ³⁰S. M. Anlage, J. Mao, J. C. Booth, D. H. Wu, and J. L. Peng, *Phys. Rev. B* **53**, 2792 (1996).