


4-18-2012

# Extent and Nature of Resource Sharing Among Local Health Departments

Joshua Vest  
*Georgia Southern University*

Gulzar H. Shah  
*Georgia Southern University, gshah@georgiasouthern.edu*

Follow this and additional works at: <https://digitalcommons.georgiasouthern.edu/health-policy-facpres>

 Part of the [Health Policy Commons](#), and the [Health Services Administration Commons](#)

---

## Recommended Citation

Vest, Joshua, Gulzar H. Shah. 2012. "Extent and Nature of Resource Sharing Among Local Health Departments." *Health Policy and Management Faculty Presentations*. Presentation 11.  
<https://digitalcommons.georgiasouthern.edu/health-policy-facpres/11>

This presentation is brought to you for free and open access by the Health Policy & Management, Department of at Digital Commons@Georgia Southern. It has been accepted for inclusion in Health Policy and Management Faculty Presentations by an authorized administrator of Digital Commons@Georgia Southern. For more information, please contact [digitalcommons@georgiasouthern.edu](mailto:digitalcommons@georgiasouthern.edu).

# Extent and nature of resource sharing among local health departments

Joshua Vest, PhD MPH

Gulzar Shah, PhD, Mstat, MS

Jiann-Ping Hsu College of Public Health

Georgia Southern University



# Faculty Disclosure

- I have not had any relevant financial relationships during the past 12 months.



# Resource sharing & LHDs

- *Resource sharing*
  - collaborative arrangements between local health departments (LHDs) in order to share staff, engage in joint programs or planning, or subcontract for service delivery within a defined geography
- Resource sharing was historically associated with bioterrorism & disaster response planning efforts.
- Sharing is a growing occurrence and encouraged by several states.



# Educational Need/Practice Gap

- While an area of interest, the extent of resource sharing beyond an emergency-only basis not yet documented.
- Why would some LHDs engage in sharing, but others do not?



# Objectives

- Describe the current state of resource sharing among LHDs in terms of:
  - the public health activities
  - nature of the relationships
  - geography
- Identify the characteristics of LHDs are associated with resource sharing.



# Expected Outcome

- Identify areas for additional research.
- Prompt LHDs to review their own sharing arrangements and motivations.



# Methods: data

- Data come from the National Association of County and City Health Officials (NACCHO) 2010 Profile of Local Health Departments.
- Resource sharing questions appeared a randomly assigned additional module.
- The response rate for the sample administered resource sharing questions was 85% and included 531 LHDs





# Methods: measures

1. Any sharing activities
2. number of shared programmatic activities
  - preparedness, epidemiology/surveillance, physician services, disease screening, maternal & child health, prevention, inspection/licensing, and environmental health
3. number of shared organizational functions
  - human resources, financial management, purchasing, information technology, and communications
4. nature of sharing
  - LHD provides or obtains resources / services



# Methods: analysis

- We described measures of resource sharing using means, frequencies and percents.
- We stratified measures by key organizational characteristics.
- We aggregated measures to the state level for mapping purposes.



# Results: resource sharing

Resource sharing activities	% (weighted)
Share any resources	52.1
Provide resources to other LHDs *	49.5
Obtain services from other LHDs*	57.5
Share staff / physical resources with LHDs*	56.2
Share any programs	50.1
Share any organizational functions	31.1
	<b>Mean (weighted)</b>
Number of shared programs*	2.9
Number of shared organizational function*	1.2

\* Among LHDs that share resources



Georgia's large-scale, small-feel research university

# Results: % resource sharing by jurisdiction

Resource sharing	City	County	District
Yes	34.6	55.7	51.9
No	65.7	44.3	48.1

# Results: resource sharing by jurisdiction

Resource sharing	City	County	District
Programs	0.78 (0.47, 1.09)*	1.64 (1.42, 1.86)	1.59 (1.11, 2.07)
Functions	0.15 (0.01, 0.30)*	0.71 (0.58, 0.84)	0.70 (0.43, 0.96)



# Results: % resource sharing by governance

Resource sharing	State	Local	Shared
Yes	65.2	48.4	62.1
No	34.9	51.6	37.9

# Results: resource sharing by governance

Resource sharing	State	Local	Shared
Programs	2.46 (1.90, 3.03)	1.29 (1.11, 1.48)*	1.64 (0.98, 2.30)
Functions	1.23 (0.87, 1.59)	0.45 (0.35, 0.55)**	1.14 (0.64, 1.64)

\* Compared to state

\*\* Compared to state & shared

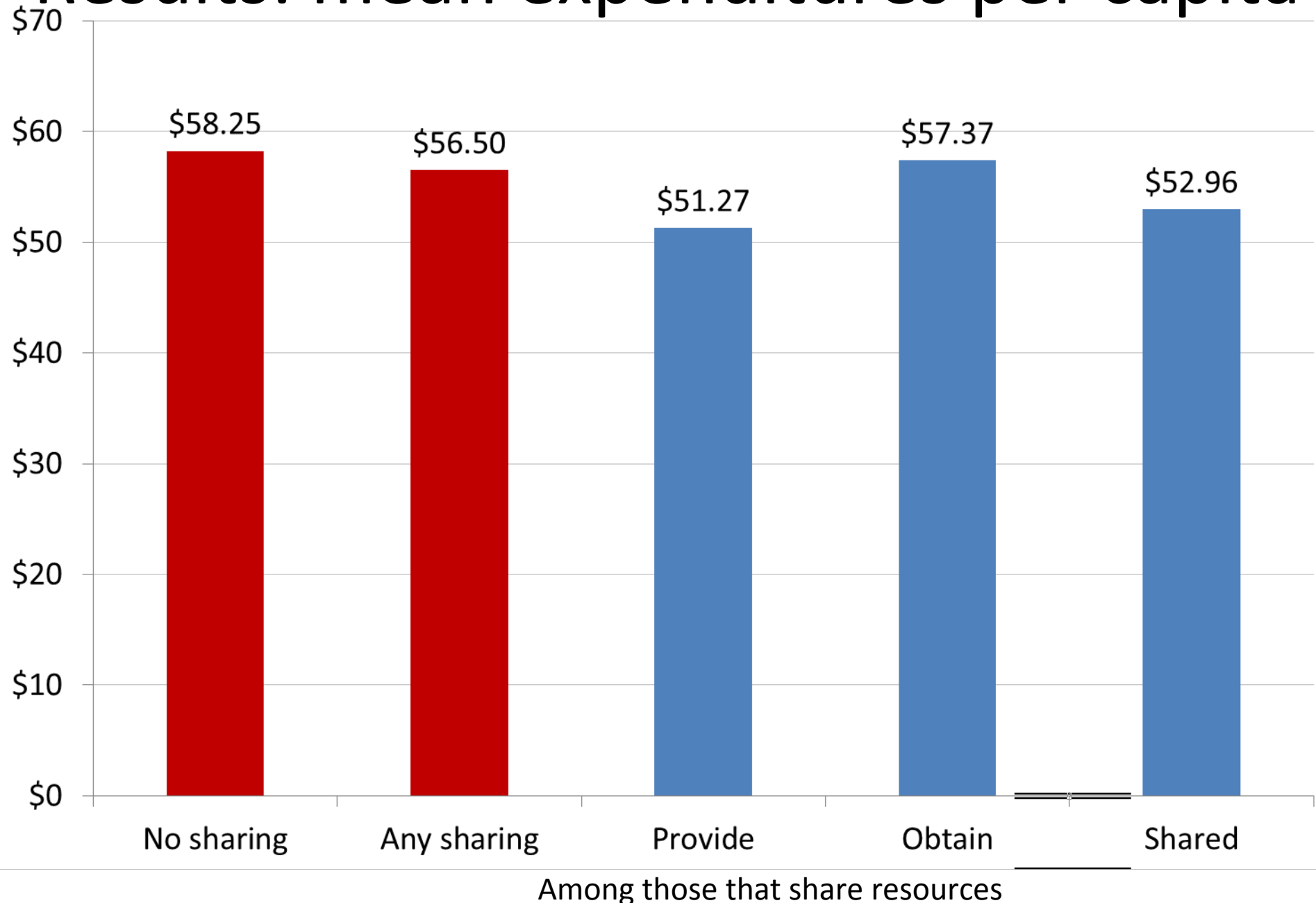


# Results: resource sharing by population size

Population size	Avg # Programs	Avg # Functions
<25,000	1.55	0.70
25,000–49,999	1.67	0.66
50,000–99,999	1.47	0.49
100,000–249,999	1.45	0.55
250,000–499,999	1.02	0.55
500,000–999,999	1.46	0.66
1,000,000+	0.79	0.42



# Results: mean expenditures per capita



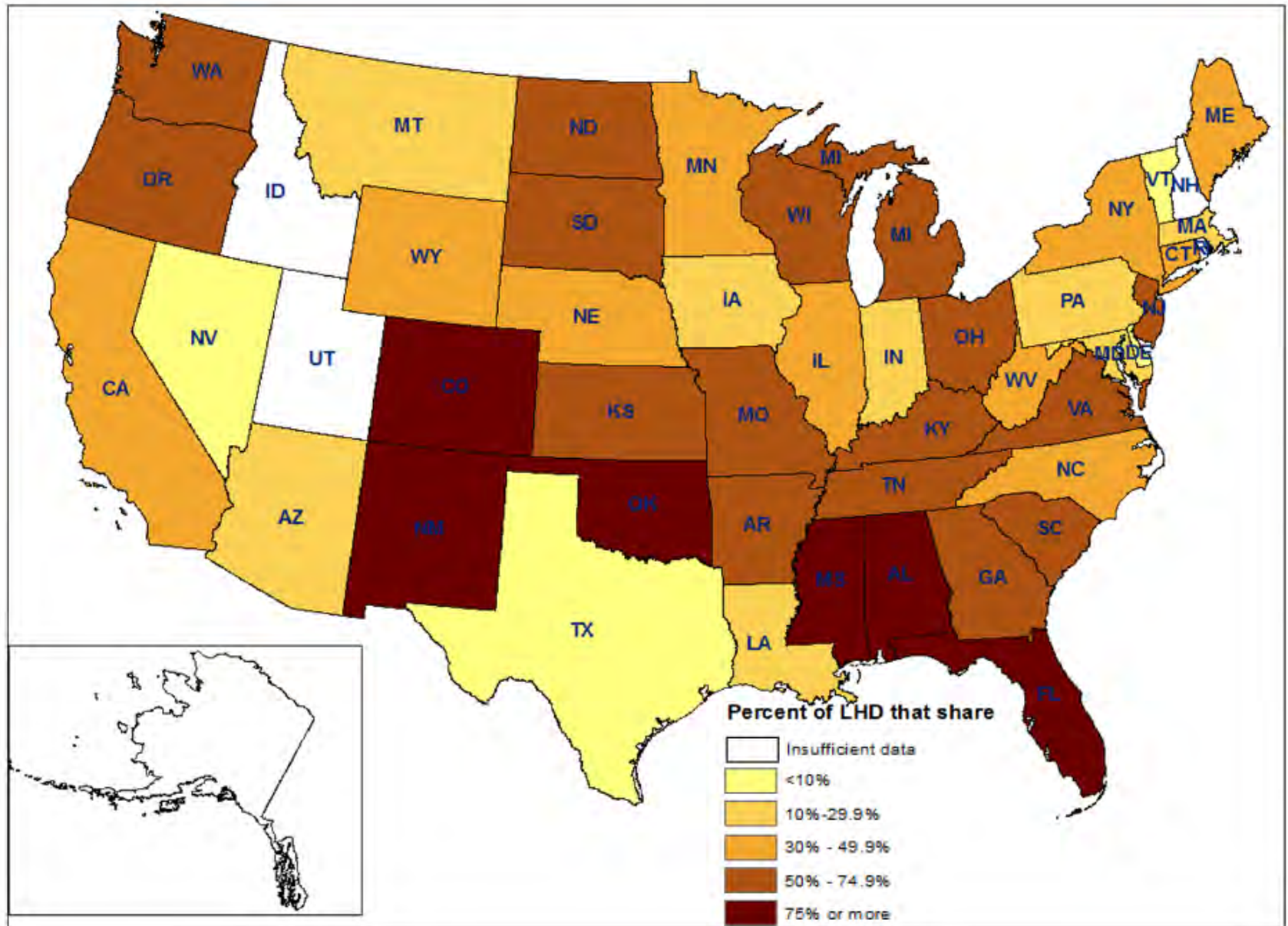
# Results: % resource sharing & budget cuts

Resource sharing	Current budget lower	Current budget same	Current budget greater
Yes	56.5	47.1	52.8
No	43.5	52.9	47.2





# Results: % LHDs sharing resources



# Conclusions

- Resource sharing is common among LHDs.
  - Less common among locally governed LHDs and city LHDs.
- However, resource sharing is not a uniform activity.
  - provide resources
  - obtain resources
  - share programs, functions, or both
  - sharing organizational functions is less common than programmatic sharing.
- Sharing may be supported or inhibited by governance and political structures.

