

Haverford College

Haverford Scholarship

Faculty Publications

Astronomy

2009

The Merger-Driven Evolution of Warm Infrared Luminous Galaxies

Joshua D. Younger

C. C. Hayward

Desika Narayanan

Haverford College, dnarayan@haverford.edu

Follow this and additional works at: https://scholarship.haverford.edu/astronomy_facpubs

Repository Citation

"The Merger-Driven Evolution of Warm Infrared Luminous Galaxies" Younger, J.D., Hayward, C., Narayanan, D., Cox, T.J., Hernquist, L, Jonsson, P., 2009, MNRAS, 396L, 66

This Journal Article is brought to you for free and open access by the Astronomy at Haverford Scholarship. It has been accepted for inclusion in Faculty Publications by an authorized administrator of Haverford Scholarship. For more information, please contact nmedeiro@haverford.edu.

The merger-driven evolution of warm infrared luminous galaxies

Joshua D. Younger,^{1*} Christopher C. Hayward,¹ Desika Narayanan,^{1†} T. J. Cox,^{1‡}
Lars Hernquist¹ and Patrik Jonsson²

¹Harvard–Smithsonian Center for Astrophysics, 60 Garden Street, Cambridge, MA 02138, USA

²Department of Physics, University of California, Santa Cruz, CA 95064, USA

Accepted 2009 March 23. Received 2009 February 15; in original form 2008 December 21

ABSTRACT

We present a merger-driven evolutionary model for the production of luminous (LIRGs) and ultraluminous infrared galaxies (ULIRGs) with warm infrared (IR) colours. Our results show that simulations of gas-rich major mergers including star formation, black hole growth and feedback can produce warm (U)LIRGs. We also find that while the warm evolutionary phase is associated with increased active galactic nucleus (AGN) activity, star formation alone may be sufficient to produce warm IR colours. However, the transition can be suppressed entirely – even when there is a significant AGN contribution – when we assume a single-phase interstellar medium, which maximizes the attenuation. Finally, our evolutionary models are consistent with the 25-to-60 μm flux density ratio versus $L_{\text{HX}}/L_{\text{IR}}$ relation for local LIRGs and ULIRGs, and predict the observed scatter in IR colour at fixed $L_{\text{HX}}/L_{\text{IR}}$. Therefore, our models suggest a cautionary note in the interpretation of warm IR colours: while associated with periods of active black hole growth, they are probably produced by a complex mix of star formation and AGN activity intermediate between the cold star formation dominated phase and the birth of a bright, unobscured quasar.

Key words: methods: numerical – galaxies: evolution – galaxies: formation – galaxies: starburst – infrared: galaxies.

1 INTRODUCTION

With bolometric energy outputs rivalling bright quasars, luminous (LIRGs) and ultraluminous infrared galaxies (ULIRGs) are some of the most extreme objects in the Universe (for a review, see Sanders & Mirabel 1996). Although they make up a small fraction of the local infrared (IR) luminosity density, at $z \gtrsim 1$ they become cosmologically important (Le Floch et al. 2005; Magnelli et al. 2009), contributing a significant fraction of the diffuse extragalactic IR background (e.g. Fixsen et al. 1998; Pei, Fall & Hauser 1999) and up to half of the star formation (SF) in the early Universe (e.g. Blain et al. 1999). Over the past two decades, a number of authors have argued that these extreme systems represent an intermediate stage in the merger-driven transformation of gas-rich quiescent discs into luminous quasars (e.g. Sanders et al. 1988a; Hopkins et al. 2006c). As a result, a detailed understanding of (U)LIRGs – including the engine that powers their luminosity – is essential to any successful theory of galaxy formation.

Based on a number of observational arguments, energy production in most (U)LIRGs appears to be dominated by SF both locally (e.g. Genzel et al. 1998; Lutz et al. 1998) and at high redshift

(e.g. Alexander et al. 2005; Younger et al. 2007, 2008b, 2009; Pope et al. 2008). However, the ‘warm’ active galactic nucleus in some systems ($S_{25\mu\text{m}}/S_{60\mu\text{m}} \gtrsim 0.27$; de Grijp et al. 1985; de Grijp, Lub & Miley 1987) are thought to betray a heavily obscured active galactic nucleus (AGN) that contributes significantly to the IR emission (see also Risaliti et al. 2000). Therefore, warm ULIRGs may represent the final IR luminous stage immediately prior to the birth of a bright quasar (Sanders et al. 1988b).

Recent theoretical work has shown that mergers can drive starbursts consistent with those seen in (U)LIRGs (Mihos & Hernquist 1994, 1996; Hopkins et al. 2006b; Narayanan et al. 2009). Furthermore, the radiative transfer calculations of Chakrabarti et al. (2007) demonstrate that warm IR colours are associated with increased AGN activity. However, since the starburst and AGN activity are both produced via the same merger-driven inflow, it is possible that both heat the dust distribution. Here, we investigate the relative contribution of SF and AGN activity to the production of warm (U)LIRGs. This work is organized as follows: in Section 2 we summarize our methodology, in Section 3 we present our results and discuss some potential interpretations and in Section 4 we conclude.

2 METHODOLOGY

The hydrodynamical simulations presented in this work were performed using GADGET-2 (Springel 2005), a smoothed particle hydrodynamics (SPH) code using the entropy conserving formalism

*E-mail: jyounger@cfa.harvard.edu

†CfA Fellow.

‡Keck Fellow.

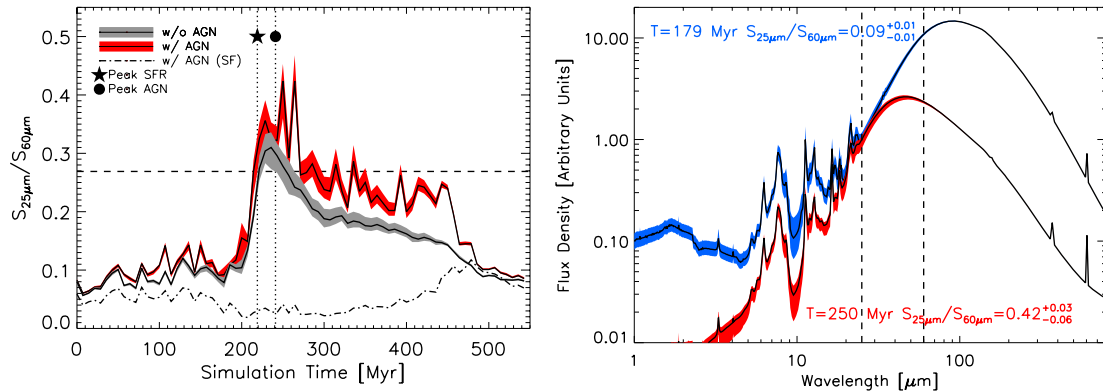


Figure 1. Left: time evolution of the 25-to-60 μm flux density ratio during the final stages of the merger for the e orbital orientation (see Section 2 and Cox et al. 2006) assuming a 20 per cent covering fraction of PDRs – cold, dense gas immediately surrounding the young stellar particles – and a negligible volume filling fraction of molecular gas in the diffuse ISM. The grey and red shaded areas show the range over six different sightlines when excluding and including the AGN, respectively; the black solid line indicates the median value for each. The dash-dotted black line indicates results including an AGN but assuming a single-phase ISM, which has been shown to maximize the attenuation (Witt & Gordon 1996). Dotted lines with a star and circle identify the time of peak of SF and AGN activity, respectively, and the dashed black line shows the traditional criterion for warm IR objects $S_{25\mu\text{m}}/S_{60\mu\text{m}} \gtrsim 0.27$ (spectral index $\alpha(25\mu\text{m}, 60\mu\text{m}) > -1.5$; de Grijp et al. 1985, 1987). We find that given a low-volume filling fraction of dense molecular gas, our simulations and radiative transfer calculations produce warm (U)LIRGs. Right: examples of the emergent SEDs – normalized at 25 μm – during the cold (blue) and warm (red) evolutionary phases including both AGN and SF. The shaded region indicates the range over all sightlines, and the black solid line shows the mean value.

of Springel & Hernquist (2002). We include the effects of gas dissipation via radiative cooling (see Katz, Weinberg & Hernquist 1996) and a subresolution model (Springel & Hernquist 2003) for the multiphase interstellar medium (ISM) with a SF time-scale tuned to match the local Kennicutt–Schmidt relation (Schmidt 1959; Kennicutt 1998). Finally, we include sink particles representing supermassive black holes (SMBH) that undergo Eddington-limited Bondi–Hoyle–Littleton accretion (for a review, see Edgar 2004) and release thermal feedback into the ISM (Springel, Di Matteo & Hernquist 2005). A number of previous studies have found that this model of AGN feedback, assuming a radiative efficiency of ≈ 10 per cent and thermal coupling efficiency of ≈ 5 per cent, yields AGN light curves that simultaneously reproduce both the observed quasar luminosity function (Hopkins et al. 2006a, 2008) and the full range of observed scalings between the final SMBH mass and galaxy properties (Di Matteo, Springel & Hernquist 2005; Robertson et al. 2006b; Hopkins et al. 2007a; Younger et al. 2008a).

The progenitor galaxies were constructed following the methods described in Springel et al. (2005), and are similar to the Milky Way-like model in Robertson et al. (2006a): they are bulgeless discs embedded in a Hernquist (1990) dark matter halo of mass $M_{\text{vir}} = 1.4 \times 10^{12} M_{\odot}$ with concentration and spin consistent with cosmological N -body simulations ($c_{\text{vir}} = 9$ and $\lambda = 0.033$; Bullock et al. 2001; Bett et al. 2007) and baryonic mass fraction $m_b = 0.041$. Each of the progenitor disc galaxies is given an initial gas fraction of $f_g = 0.4$ by mass. They are then placed on a zero-energy parabolic orbit, as motivated by cosmological N -body simulations (Benson 2005; Khochfar & Burkert 2006). In this work, we examine three different orbital configurations (see also Cox et al. 2006): orientation e (tilted prograde–prograde: $\theta_1 = 30, \phi_1 = 60, \theta_2 = -30, \phi_2 = 45$), h (coplanar prograde–prograde: $\theta_1 = 0, \phi_1 = 0, \theta_2 = 0, \phi_2 = 0$) and g (tilted prograde–retrograde: $\theta_1 = 150, \phi_1 = 0, \theta_2 = -30, \phi_2 = 45$). These are the same merger simulations used by Narayanan et al. (2008) to study the effects of AGN- and starburst-driven winds on molecular gas emission from LIRGs.

Simulation snapshots were post-processed using a significantly updated version of the polychromatic Monte Carlo radiative transfer code SUNRISE (Jonsson 2006; updates will be described in Jonsson,

Groves & Cox, in preparation). The adaptive grid resolution was set to 5 kpc allowing for nine levels of refinement with a lower limit of two gas smoothing lengths, which at the peak of the starburst corresponded to ≈ 30 pc. We use the $R = 3.1$ Milky Way dust model of Weingartner & Draine (2001) with a constant Gas/Dust¹ ratio of 50 by mass, which is consistent with observations of local ULIRGs (Wilson et al. 2008b; Iono et al. 2009). We consider two different treatments of dust in the ISM: (1) the dust density in a given grid cell is determined using the multiphase ISM model of Springel & Hernquist (2003) assuming a negligible volume filling fraction for dense molecular gas – i.e. only dust in the diffuse phase contributes to the attenuation – and (2) a single-phase ISM in which the dust is uniformly distributed in the grid cells – a configuration that has been shown to maximize the attenuation (Witt & Gordon 1996). Furthermore, we treat the effects of dust self-absorption properly by iterating the dust emission and absorption stages of the radiative transfer calculation until the dust temperature converges (Misselt et al. 2001). Jonsson & Groves (in preparation) find that their implementation recovers the benchmark 2D radiative transfer solution of Pascucci et al. (2004) to better than \sim few per cent for ultraviolet (UV) through millimetre wavelengths. Finally, we consider the emergent IR spectral energy distribution (SED) over six different sightlines, but note that at $\lambda > 20 \mu\text{m}$ it is fairly isotropic (see Fig. 1).

We assign the stellar particles SEDs from the library of Groves et al. (2008), which accounts for the effects of the H II regions and photodissociation regions (PDRs) – the transition layer between the H II region and the surrounding molecular cloud – that surround young star clusters. Groves et al. (2008) use input spectra computed using the STARBURST99 (Leitherer et al. 1999) stellar population synthesis code with a Kroupa (2001) initial mass

¹ We have chosen to set a constant Gas/Dust ratio, rather than the more physically motivated Metals/Dust, because it is directly constrained by observations of (U)LIRGs (e.g. Wilson et al. 2008a), but note that the IR colours for Gas/Dust=50 are consistent with those assuming Metals/Dust=0.4 (Dwek 1998) to within 10 per cent.

function. They calculate the transfer of line and continuum radiation, including the effects of both gas and dust, through the surrounding H II region (which evolves as a one-dimensional mass-loss bubble following Castor, McCray & Weaver 1975) using the MAPPINGS III code (Groves, Dopita & Sutherland 2004). The H II regions absorb most of the ionizing radiation and are responsible for essentially all the hydrogen line emission and the hottest dust emission. As a subresolution treatment of dense molecular gas, a fraction f_{pdr} – which is related to the cloud clearing time-scale as $f_{\text{pdr}} = \exp(-t/\tau_{\text{clear}})$ (see Groves et al. 2008) – of the emergent luminosity of young stellar clusters are surrounded by PDRs. The PDRs absorb a large fraction of the non-ionizing UV photons and potentially contribute significantly to the polycyclic aromatic hydrocarbon (PAH) and far infrared (FIR) emission; this parameter encodes the effects of obscuration and reprocessed emission owing to cold, dense clouds immediately surrounding the young star-forming regions.

Finally, the SMBH particles are assigned an intrinsic SED from the Hopkins, Richards & Hernquist (2007b) library of unobscured quasar templates according to their bolometric luminosities, $L_{\text{AGN}} = \epsilon \dot{M}_{\text{BH}} c^2$, where \dot{M}_{BH} is the accretion rate and $\epsilon = 0.1$ is the radiative efficiency corresponding to a standard Shakura & Sunyaev (1973) thin disc. This empirical model SED includes absorption and emission – including the torus contribution – arising on scales below the resolution of the SUNRISE grid ($\lesssim 30$ pc, see above). It does not, however, include significant additional obscuration on those scales from, e.g. an intrinsically Compton-thick AGN.

3 RESULTS AND DISCUSSION

In Fig. 1, we present the 25-to-60 μm flux density ratio typically used to distinguish warm (U)LIRGs, including runs both with and without the AGN contribution, and in Fig. 2 we show the total IR luminosity (as defined in Sanders & Mirabel 1996) as a function of simulation time. We choose a fiducial value of $f_{\text{pdr}} = 0.2$ – representative of dense molecular gas around young stellar clusters with a 20 per cent covering fraction – which is roughly consistent with some observations of the nuclear starbursts in ULIRGs (e.g. Downes & Solomon 1998). We find that, given this modest covering fraction, while the AGN contributes additional heating,

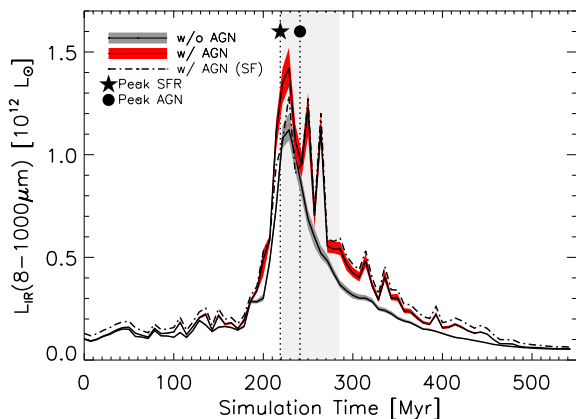


Figure 2. Same labelling as Fig. 1 for the total IR luminosity (8–1000 μm , as defined in Sanders & Mirabel 1996), also for the e orbital orientation. The shaded region indicates when the object satisfies the warm criterion of de Grijp et al. (1985, 1987), and it is considered a ULIRG at any time when $L_{\text{IR}} > 10^{12} L_{\odot}$. We find that the simulated object is warm during the ULIRG phase. Furthermore, we find that at times the AGN contributes up to ≈ 30 –50 per cent of the peak IR luminosity during this phase.

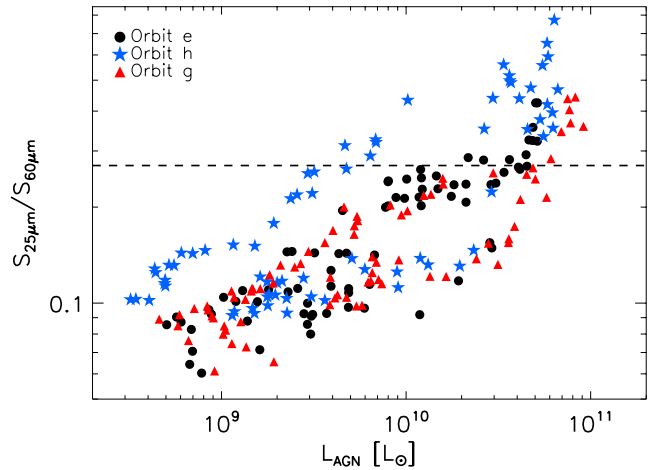


Figure 3. The 25-to-60 μm flux density ratio as a function of AGN luminosity assuming a radiative efficiency of $\epsilon = 0.1$ corresponding to standard Shakura & Sunyaev (1973) thin disc accretion. Included are results from three different orbital orientations (see Section 2 and Cox et al. 2006): configurations e (black circle), h (blue star) and g (red triangle). The dashed black line shows the traditional cut-off for warm IR objects $S_{25 \mu\text{m}}/S_{60 \mu\text{m}} \gtrsim 0.27$ (spectral index $\alpha(25 \mu\text{m}, 60 \mu\text{m}) > -1.5$; de Grijp et al. 1985, 1987). We find a strong positive correlation between $S_{25 \mu\text{m}}/S_{60 \mu\text{m}}$ and L_{AGN} in all cases, but with significant scatter about the mean trend. The significant scatter in this scaling indicates that while the warm phase is broadly correlated with increased AGN activity, a number of factors are significant including UV emission from young stellar populations and the spatial distribution of dust.

our simulations produce a warm (U)LIRG even when only stellar emission is considered. Therefore, we find that that stellar emission alone may be sufficient to produce warm IR colours while this system is a ULIRG.

These results are consistent with broadly attributing the warming of the IR SED to AGN activity. However, they also demonstrate that warm IR sources do not necessarily contain a significant contribution from an AGN (Yun et al. 2001). Rather, these objects necessarily contain a mix of AGN and SF that both contribute UV photons that, after being reprocessed by the intervening ISM, lead to a hot dust component at $25 \lesssim \lambda \lesssim 60 \mu\text{m}$ in their SED. Fig. 3 shows this explicitly: while there is a strong correlation between $S_{25 \mu\text{m}}/S_{60 \mu\text{m}}$ and the intrinsic AGN luminosity (L_{AGN}) – a rank correlation coefficient analysis shows that orbits e, h and g have highly significant ($>6\sigma$) strong positive correlations of $\rho = 0.8$, 0.8 and 0.9, respectively – there is also significant scatter about the mean trend. This scatter is indicative of contributions of SF to the warming of the IR SED. Furthermore, the 25–60 μm colours are produced by the large-scale ISM at all times; even if all of the intrinsic AGN luminosity were reprocessed on small scales and re-emitted at 25–60 μm , it would still only contribute 10–15 per cent of the emergent luminosity at those wavelengths.

At the same time, the maxima in $S_{25 \mu\text{m}}/S_{60 \mu\text{m}}$ do not occur at the absolute peak of AGN activity. In our simulations, the emission at 25 and 60 μm is always dominated by dust in the diffuse ISM. Therefore, these simulated warm IR colours cannot be attributed directly to the intrinsic AGN emission. Unfortunately, the complex geometry of the obscuring material and source distribution make it difficult to isolate the origin of this effect, and a number of processes may contribute. However, it may owe in part to a combination of dust self-absorption and gas depletion. During the peak of AGN activity, the gas in the nucleus is very dense and may be optically thick to

its own emission; this will tend to lower the temperature despite a higher input of UV photons. At the same time, gas depletion due to the nuclear starburst and outflows driven by AGN feedback will tend to reduce the dust mass in the nucleus after AGN activity peaks. Since the system will still reprocess almost all of the input UV/optical into the IR, and the IR luminous scales roughly as $L_{\text{IR}} \sim M_d T_d^{4+\beta}$ (where $\beta \approx 1.5$ is the dust emissivity; see e.g. De Breuck et al. 2003; Younger et al. 2009), this will tend to raise the dust temperature at later times.

We have also performed some preliminary tests in which we assume a single-phase ISM (see Figs 1 and 2), which has been shown to maximize the attenuation (Witt & Gordon 1996). In this scenario, the combined effects of a higher dust mass – which requires a colder effective dust temperature at fixed L_{IR} (see above) – and self-absorption – when the dust is optically thick to its own emission, also leading to lower effective dust temperature – dramatically suppress warm IR colours both with and without an AGN contribution while reaching very similar total IR luminosities; in this maximal attenuation case, even the AGN is insufficient to produce warm colours. Though a more sophisticated implementation of cold dense gas in the ISM is warranted (e.g. Li et al. 2008; Narayanan et al. 2008), these preliminary tests suggest that the production of warm IR colours is very sensitive to the effects of attenuation by molecular gas along the line-of-sight. Furthermore, while assuming a single-phase ISM may seem an extreme limiting case, observations of local ULIRGs indicate that the covering fractions of optically thick molecular gas in the nuclear starbursts powering local ULIRGs may be close to unity (e.g. Sakamoto et al. 1999). This potentially complicates the interpretation of IR colours as an indicator of AGN activity.

To test the predictions of our models observationally, we compare our simulated systems – including two additional orbital configurations – with hard X-ray (HX: 2–10 keV) observations of analogous objects (see Fig. 4; Risaliti et al. 2000). We find that our simulations – assuming a radiative efficiency of 10 per cent and the intrinsic SED library of Hopkins et al. (2007b) for the AGN – are consistent with the observed scatter in C_{IR} within a narrow range in $L_{\text{HX}}/L_{\text{IR}}$. The relatively small dynamical range of $L_{\text{HX}}/L_{\text{IR}}$ seen in our simulations is not surprising; we have only sampled a single mass encounter over a small number of orbital configurations and parameter choices. Indeed, a thorough study of the effects of varying the Gas/Dust ratio, dense molecular gas along the line-of-sight, galaxy/halo mass and others are all topics we plan to study in detail in future work. Furthermore, there could be additional obscuration near the AGN on scales below our spatial and mass resolution or owing to dense gas along the line-of-sight would yield significantly higher column densities² similar to those which have been observed locally (e.g. Maiolino et al. 1998; Bassani et al. 1999) which would tend to lower both $L_{\text{HX}}/L_{\text{IR}}$ and $S_{25\mu\text{m}}/S_{60\mu\text{m}}$. Conversely, lower column densities along particular sightlines could tend towards higher $L_{\text{HX}}/L_{\text{IR}}$ and $S_{25\mu\text{m}}/S_{60\mu\text{m}}$. Finally, gas-rich isolated star-forming discs with radiatively inefficient or low-level AGN (e.g. Hopkins & Hernquist 2006, 2008, 2009) could have low $L_{\text{HX}}/L_{\text{IR}}$ and a range of $S_{25\mu\text{m}}/S_{60\mu\text{m}}$ colours. However, our models of a merger-driven evolutionary scenario for the production of warm (U)LIRGs are consistent with the constraints imposed by the observations of Risaliti et al. (2000) and others. However, at the same time our simulations demonstrate that the correlation

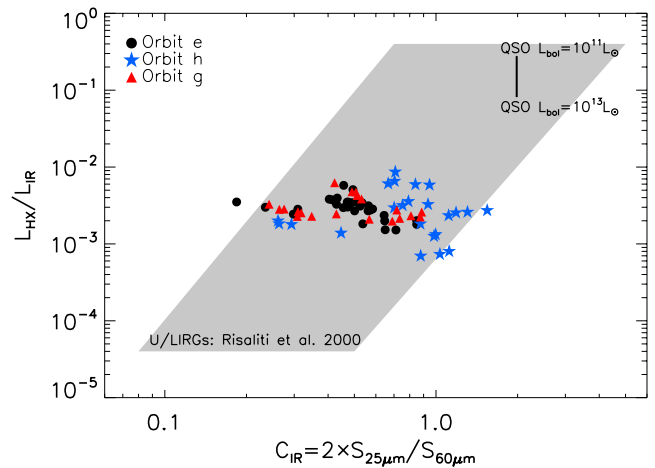


Figure 4. Correlation between $L_{\text{HX}}/L_{\text{IR}}$ – where L_{HX} is the hard X-ray (2–10 keV; estimated assuming a radiative efficiency of 10 per cent and the intrinsic AGN SED library of Hopkins et al. 2007b) and L_{IR} is the total (8–1000 μm) IR luminosity – and $C_{\text{IR}} = 2 \times S_{25\mu\text{m}}/S_{60\mu\text{m}}$ for our simulations compared to the observations of Risaliti et al. (2000). The grey shaded area shows the range in observed systems from Risaliti et al. (2000). Shown are results from three orbital configurations (see Section 2 and Cox et al. 2006) – e (black circle), h (blue star) and g (red triangle) – and $f_{\text{pdr}} = 0.2$. We furthermore restrict ourselves to times when the simulated systems are at $>0.25 \times \max(\text{SFR})$ or $>0.25 \times \max(L_{\text{AGN}})$ – though this does not significantly change the region occupied by our simulations – to exclude times when the progenitor galaxies are widely separated; our models concern merger-driven starbursts rather than isolated discs. Finally, we also indicate the location of unobscured quasar templates from Hopkins et al. (2007b) for $L_{\text{AGN}} = 10^{11-13} L_{\odot}$. We find that our merger-driven evolutionary models of warm (U)LIRGs are consistent with the observed scatter in 25-to-60 μm flux density ratio at fixed $L_{\text{HX}}/L_{\text{IR}}$.

between C_{IR} and $L_{\text{HX}}/L_{\text{IR}}$ should not be taken to show a direct link between warm colours and AGN activity; rather, their origin is inherently ambiguous, produced by SF, AGN activity or both in combination.

4 CONCLUSION

We present the results of radiative transfer calculations, including a self-consistent treatment of dust heating, on simulations of gas-rich major mergers. Our models produce warm IR SEDs in systems analogous to local (U)LIRGs, and we find that the warm phase is broadly correlated with AGN activity. Furthermore, the mid-IR emission arises almost entirely from the diffuse ISM rather than the intrinsic AGN SED. But, we show that SF alone may be sufficient to produce warm IR colours, which suggests that they may be a more ambiguous probe of AGN activity. However, these results are sensitive to the multiphase structure of the ISM; when we consider a single-phase ISM, which maximizes the obscuration (Witt & Gordon 1996), even a significant AGN contribution will not produce warm IR colours. Finally, we find that the HX and IR properties – and specifically the observed scatter in the 25-to-60 μm flux density ratio at fixed $L_{\text{HX}}/L_{\text{IR}}$ – of local (U)LIRGs are consistent with our models of a merger-driven evolutionary scenario in which both SF and AGN activity probably contribute significantly to the production of warm (U)LIRGs, and that these objects are intermediate between the SF-dominated cold phase and the birth of a bright, unobscured quasar.

² In our simulations, the optical depth of the HX to photoelectric absorption (Morrison & McCammon 1983) is $\tau < 0.05$ at all times of interest.

ACKNOWLEDGMENTS

We thank Giovanni G. Fazio, Stephanie J. Bush, Dusan Keres and Phillip F. Hopkins for helpful discussions. The simulations and radiative transfer calculations presented here were performed on the Harvard FAS High Performance Computing Cluster in Boston, MA. PJ was supported by programs HST-AR-10678 and 10958, provided by NASA through a grant from the Space Telescope Science Institute, which is operated by the Association of Universities for Research in Astronomy, Incorporated, under NASA contract NAS5-26555, and by Spitzer Theory Grant 30183 from the Jet Propulsion Laboratory. CCH acknowledges support from a National Science Foundation Graduate Research Fellowship. This work was supported in part by a grant from the W. M. Keck Foundation.

REFERENCES

- Alexander D. M. et al., 2005, *ApJ*, 632, 736
 Bassani L. et al., 1999, *ApJS*, 121, 473
 Benson A. J., 2005, *MNRAS*, 358, 551
 Bett P., Eke V., Frenk C. S., Jenkins A., Helly J., Navarro J., 2007, *MNRAS*, 376, 215
 Blain A. W., Smail I., Ivison R. J., Kneib J.-P., 1999, *MNRAS*, 302, 632
 Bullock J. S., Kolatt T. S., Sigad Y., Somerville R. S., Kravtsov A. V., Klypin A. A., Primack J. R., Dekel A., 2001, *MNRAS*, 321, 559
 Castor J., McCray R., Weaver R., 1975, *ApJ*, 200, L107
 Chakrabarti S., Cox T. J., Hernquist L., Hopkins P. F., Robertson B., Di Matteo T., 2007, *ApJ*, 658, 840
 Cox T. J., Dutta S. N., Di Matteo T., Hernquist L., Hopkins P. F., Robertson B., Springel V., 2006, *ApJ*, 650, 791
 De Breuck C. et al., 2003, *A&A*, 401, 911
 de Grijp M. H. K., Miley G. K., Lub J., de Jong T., 1985, *Nat*, 314, 240
 de Grijp M. H. K., Lub J., Miley G. K., 1987, *A&AS*, 70, 95
 Di Matteo T., Springel V., Hernquist L., 2005, *Nat*, 433, 604
 Downes D., Solomon P. M., 1998, *ApJ*, 507, 615
 Dwek E., 1998, *ApJ*, 501, 643
 Edgar R., 2004, *New Astron. Rev.*, 48, 843
 Fixsen D. J. et al., 1998, *ApJ*, 508, 123
 Genzel R. et al., 1998, *ApJ*, 498, 579
 Groves B. A., Dopita M. A., Sutherland R. S., 2004, *ApJS*, 153, 9
 Groves B. et al., 2008, *ApJS*, 176, 438
 Hernquist L., 1990, *ApJ*, 356, 359
 Hopkins P. F., Hernquist L., 2006, *ApJS*, 166, 1
 Hopkins P. F., Hernquist L., 2008, *ApJ*, in press (arXiv:0809.3789)
 Hopkins P. F., Hernquist L., 2009, *ApJ*, 694, 599
 Hopkins P. F., Hernquist L., Cox T. J., Di Matteo T., Robertson B., Springel V., 2006a, *ApJS*, 163, 1
 Hopkins P. F., Somerville R. S., Hernquist L., Cox T. J., Robertson B., Li Y., 2006b, *ApJ*, 652, 864
 Hopkins P. F. et al., 2006c, *ApJS*, 163, 1
 Hopkins P. F., Hernquist L., Cox T. J., Robertson B., Krause E., 2007a, *ApJ*, 669, 45
 Hopkins P. F., Richards G. T., Hernquist L., 2007b, *ApJ*, 654, 731
 Hopkins P. F., Hernquist L., Cox T. J., Kereš D., 2008, *ApJS*, 175, 356
 Iono D. et al., 2009, *ApJ*, 695, 1537
 Jonsson P., 2006, *MNRAS*, 372, 2
 Katz N., Weinberg D. H., Hernquist L., 1996, *ApJS*, 105, 19
 Kennicutt J., R. C., 1998, *ApJ*, 498, 541
 Khochfar S., Burkert A., 2006, *A&A*, 445, 403
 Kroupa P., 2001, *MNRAS*, 322, 231
 Le Floch E. et al., 2005, *ApJ*, 632, 169
 Leitherer C. et al., 1999, *ApJS*, 123, 3
 Li Y. et al., 2008, *ApJ*, 678, 41
 Lutz D. et al., 1998, *ApJ*, 505, L103
 Magnelli B. et al., 2009, *A&A*, 496, 57
 Maiolino R. et al., 1998, *A&A*, 338, 781
 Mihos J. C., Hernquist L., 1994, *ApJ*, 431, L9
 Mihos J. C., Hernquist L., 1996, *ApJ*, 464, 641
 Misselt K. A., Gordon K. D., Clayton G. C., Wolff M. J., 2001, *ApJ*, 551, 277
 Morrison R., McCammon D., 1983, *ApJ*, 270, 119
 Narayanan D. et al., 2008, *ApJS*, 176, 331
 Narayanan D. et al., 2009, *ApJ*, submitted (arXiv:0904.0004)
 Pascucci I. et al., 2004, *A&A*, 417, 793
 Pei Y. C., Fall S. M., Hauser M. G., 1999, *ApJ*, 522, 604
 Pope A. et al., 2008, *ApJ*, 675, 1171
 Risaliti G., Gilli R., Maiolino R., Salvati M., 2000, *A&A*, 357, 13
 Robertson B., Cox T. J., Hernquist L., Franx M., Hopkins P. F., Martini P., Springel V., 2006a, *ApJ*, 641, 21
 Robertson B., Hernquist L., Cox T. J., Di Matteo T., Hopkins P. F., Martini P., Springel V., 2006b, *ApJ*, 641, 90
 Sakamoto K. et al., 1999, *ApJ*, 514, 68
 Sanders D. B., Mirabel I. F., 1996, *ARA&A*, 34, 749
 Sanders D. B., Soifer B. T., Elias J. H., Madore B. F., Matthews K., Neugebauer G., Scoville N. Z., 1988a, *ApJ*, 325, 74
 Sanders D. B., Soifer B. T., Elias J. H., Neugebauer G., Matthews K., 1988b, *ApJ*, 328, L35
 Schmidt M., 1959, *ApJ*, 129, 243
 Shakura N. I., Sunyaev R. A., 1973, *A&A*, 24, 337
 Springel V., 2005, *MNRAS*, 364, 1105
 Springel V., Hernquist L., 2002, *MNRAS*, 333, 649
 Springel V., Hernquist L., 2003, *MNRAS*, 339, 289
 Springel V., Di Matteo T., Hernquist L., 2005, *MNRAS*, 361, 776
 Weingartner J. C., Draine B. T., 2001, *ApJ*, 548, 296
 Wilson C. D. et al., 2008a, *ApJS*, 178, 189
 Wilson G. W. et al., 2008b, *MNRAS*, 386, 807
 Witt A. N., Gordon K. D., 1996, *ApJ*, 463, 681
 Younger J. D. et al., 2007, *ApJ*, 671, 1531
 Younger J. D., Hopkins P. F., Cox T. J., Hernquist L., 2008a, *ApJ*, 686, 815
 Younger J. D. et al., 2008b, *ApJ*, 688, 59
 Younger J. D. et al., 2009, *MNRAS*, 394, 1685
 Yun M. S. et al., 2001, *ApJ*, 554, 803

This paper has been typeset from a \TeX/L\AA\TeX file prepared by the author.