

Georgia Southern University  
**Digital Commons@Georgia Southern**

---

Georgia International Conference on Information  
Literacy

---

(Formerly known as the Georgia Conference on Information Literacy)

Oct 2nd, 11:45 AM - 12:30 PM

# 10 Bucks = 10 Great Ideas: Dollar Daze and Thrifty Finds to Engage Students in Literacy and Learning

Julia Andreacchi

Follow this and additional works at: <https://digitalcommons.georgiasouthern.edu/gaintlit>



Part of the [Curriculum and Instruction Commons](#), and the [Information Literacy Commons](#)

---

## Recommended Citation

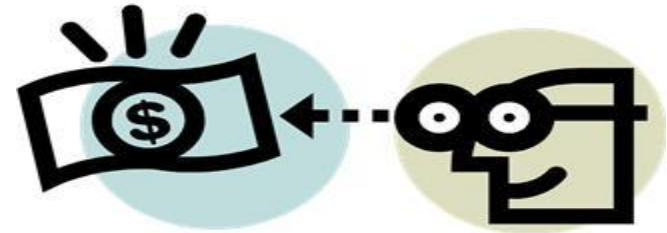
Andreacchi, Julia, "10 Bucks = 10 Great Ideas: Dollar Daze and Thrifty Finds to Engage Students in Literacy and Learning" (2010).  
*Georgia International Conference on Information Literacy*. 3.  
<https://digitalcommons.georgiasouthern.edu/gaintlit/2010/2010/3>

This presentation (open access) is brought to you for free and open access by the Conferences & Events at Digital Commons@Georgia Southern. It has been accepted for inclusion in Georgia International Conference on Information Literacy by an authorized administrator of Digital Commons@Georgia Southern. For more information, please contact [digitalcommons@georgiasouthern.edu](mailto:digitalcommons@georgiasouthern.edu).

# 10 Bucks=10 Great Ideas: Dollar Daze and Thrifty Finds To Engage Students in Literacy and Learning



Georgia Conference on  
Information Literacy  
Savannah, Ga Oct. 1-2, 2010



**Julia Andreacchi**  
**Teacher-Librarian**  
**Sir William Mulock S.S.**  
**Newmarket, Ontario**  
**Canada**

# Agenda

© Julia Andreatchi 2010

1

- Purpose

2

- 10 examples explained

3

- Your Turn – Jump start the process

4

- To Do List

4

- Reflection

# Reinvention – The New Mother of Invention



## The Mantra

- Reinvention =  
Resourcefulness + Mindful Imagination

## Purpose

- To add value to your program with limited resources
- To encourage risk-taking through novel ideas, reflection

## Why

- To help students construct knowledge and meaning

© Julia Andreacchi 2010

# “I make therefore I am.”


Suzanne Ramljak from Crafting a New World,  
Utne Reader, Jan/Feb. 2010

<http://www.utne.com/Spirituality/Crafting-a-New-World.aspx>

© Julia Andreacchi 2010



An opportunity for Critical Thinking and Reflection



How?

Through the “concrete representation of our thoughts and understanding”



Why?

according to Sennett “satisfies a psychological desire for closure and tangible results”

# 1. The Post-It Experience: Inquiry

## The Activity

- **Brainstorm—**
- What do I want to know?
- **2. Group --**
- **Collective Intelligence**
- Identify questions and subtopics that will guide research.
- [www.mindmeister.com](http://www.mindmeister.com)
- [www.nettrekker.com](http://www.nettrekker.com)

## What do I want to know?



Image from:

[http://www.allaboutsymbian.com/news/item/11362\\_Egg\\_Timer\\_Touch\\_and\\_Sticky\\_Not.php](http://www.allaboutsymbian.com/news/item/11362_Egg_Timer_Touch_and_Sticky_Not.php)

**Placemat**

© Julia Andreacchi 2010



**Note -Taking**  
**Article from Teen**  
**Database**

**Individual:**

1. Identify the 9 most important points from the article.

**Group:**

2. Identify the best 9 points between the group members.

**Summarize**  
**Content**


**Bullies**

**“I am not a label”**

**Time Line**

© Julia Andreacchi  
2010

**2. Plastic Card Sleeve :**  
**Note-taking and Summarizing – Identify Structure**  
**Argument, Problem/Solution, Comparison...**



“Comprehension is based on summarizing—restating content in a succinct manner that highlights the most crucial information”  
From: Marzano, Educational Leadership March 2010

# 3. Box-it!

© Julia Andreacchi 2010



## Instructional Strategy- Differentiated Instruction Cubing

- Bloom's Taxonomy:  
Remember, Understand, Apply
- Cubes for Visual, Auditory,  
Kinesthetic Learners:  
Content, Process, Product




Image from: <http://www.gcgideas.com/wp-content/uploads/2009/06/box.jpg>

1. <http://www.eht.k12.nj.us/~jonesj/Differentiated%20Instruction/Cubing.htm>

## Product/Application - Representation of what was learned and understood

- Bio-Cube– Character Analysis



Image/Idea From:

<http://www.cutoutandkeep.net/projects/surprise-photo-explosion-box>



# Box it! Continued...

© Julia Andreatchi 2010



## Biome in a Box

### Home for Sale



Newspaper Advertisement  
Description of home, consumers, plants  
and other interesting facts.

## Beauty in a Box

- Decorate box with words and images to reflect concept of beauty...

### Box to include:

- What does the movie Shriek teach us? Connect ideas to your own life.
- Response to Socrates' views on beauty
- What you look for in a partner

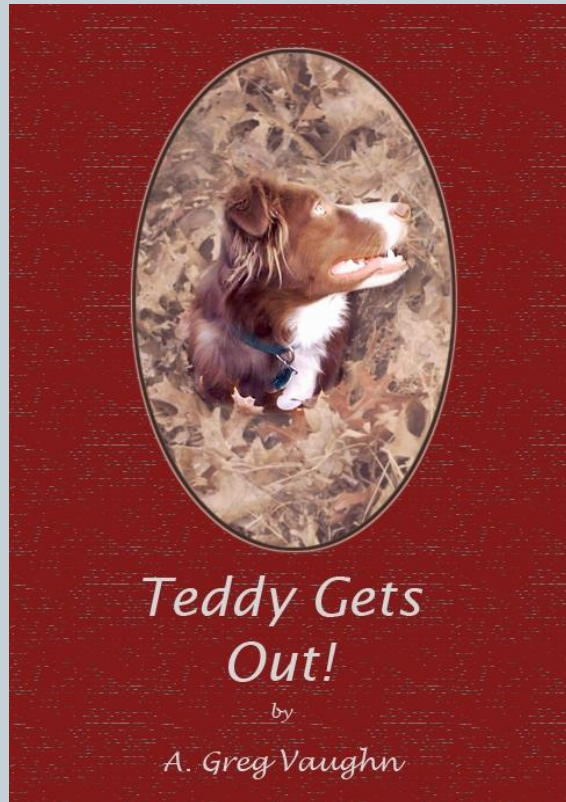
Time  
Capsule



## 4. To Do List :

“From Superficial responses to deeper understanding” E. Keene 2010

Starting Point...



To Do List...  
Form of Writing

**Draw Conclusions:**



Image from:

<http://www.escapefromcorporate.com/accomplishtoday/>

- Don't let Joey out of my sight
- Make Joey laugh with my wild and crazy stunts
- Write thank you notes to all my friends
- Catch and eat a rabbit
- Call a dog psychic
- Be cautious when I meet new people

© Julia Andreacchi 2010

# Character and Self-Analysis

## Ideas from novel connected to self-realization

“A new way of thinking about books” E.O. Keene 2010 Educational Leadership March 2010

“View text from disciplinary lenses” C. Juel et. Al Educational Leadership March 2010

### Joey's to do list

- Have self-respect
- Help around the house without being asked
- Appreciate my time with mom, dad and grandma
- Do my homework
- Work to the best of my ability
- Make friends with people who accept me for who I am
- Every day say out loud one thing that I like about myself
- Play catch every day with Teddy
- Don't go to bed angry
- Listen to my teachers
- Recycle

© Julia Andreacchi 2010

### Your Turn! Good deeds prevail...

- Generate and record you list of dreams and aspirations . What do you need to do to achieve success?
- Make a list of things you can immediately do to reduce your carbon footprint. [www.mec.ca](http://www.mec.ca)



Image from:  
<http://www.amazon.com/Do-List-Buying-Finding-Reveal/dp/1416534695>

# 5. The Kinesthetic Experience

## Biology, Maps, Models © Julia Andreacchi 2010

### Materials

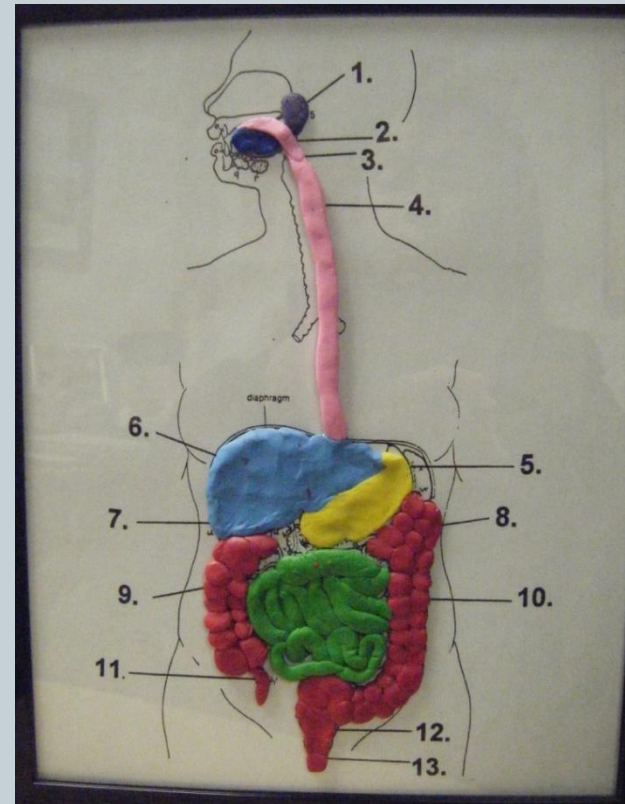


Image from:  
<http://www.esamarinda.com/forum/index.php?showtopic=5109&mode=threaded>



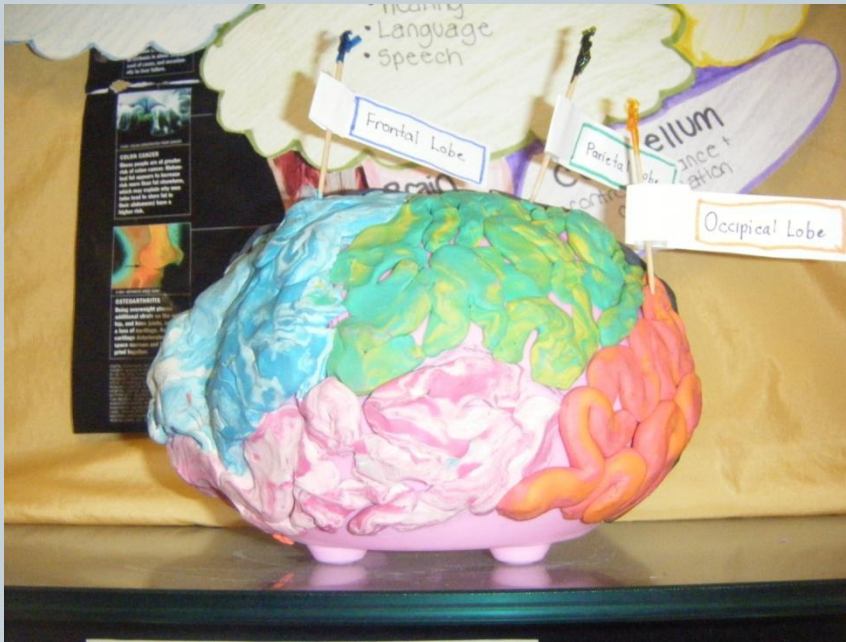
Image from: <http://www.linksoflondon.com/us-en/corporate-gifts/online-shop/desk/frames/1411-wide-border-frame-4x6>

### The Digestive System— Let's Review



# Let's Model!

## Plastic Piggy Bank



© Julia Andreacchi 2010

## Concepts Reinforced



## 6. Let the Games Begin!

“Associated with a 20 percentile point gain in student achievement” Marzano, Feb. 2010 Educational Leadership

### Snakes and Ladders Reinvented...



### Adapting Games for Academic Purpose

- “Play shapes the brain”, Stuart Brown M.D.
- Consolidation of knowledge and understanding, clarification of misunderstood topics and the addition of new information “in a lively and enjoyable venue”.  
Marzano, From Educational Leadership Feb. 2010

# 7. White Boards

Evaluating Understanding  
Process...Interactive/Engaging

Activities include...



- Is statement Fact or Fiction
- Do you agree or disagree
- A synonym for the word “bemused”, “immortal”
- © Julia Andreacchi 2010

# 8. Telephone Message Pad



## Messages for Characters

### Character/Story Analysis and Understanding

- Joey I miss you. I am afraid and want to come home.
- Hi Joey, I have a new friend. His name is Red. He is a red fox and saved me from a mean gang of boys.
- © Julia Andreacchi 2010

## Notes to Other Students—Peer Evaluation

### Character Education

- I liked how you involve the class by asking us questions about our pets. Thank you for sharing your story about Chester.
- I like how you used a chart to present the pros and cons of owning a dog. Your presentation was easy to follow. Maybe you can ask the class a few questions next time to get them involved in a discussion



# Letter Writing



© Julia Andreacchi  
2010

## 9. Literacy and Reflection–

Friendly letters have 5 parts

From: <http://www.abcteach.com/Writing/FLinfo.htm>

- 1. The Heading:** The heading can include your address and the date. In casual, friendly letters your address is not necessary.
- 2. The Salutation** (greeting): This usually begins with Dear\_\_\_\_\_. The blank is for the name of the person you are writing. After you write the person's name you put a comma ( , ) .
- 3. The Body:** The body of the letter is the information you are writing in your letter. Indicate progress this week. Include :
  - a) topics studied,
  - b) an interesting fact that you learned,
  - c) one unanswered question that you still have.
  - d) Indicate if you are you working to the best of your ability and if not what can you do better next week?
  - e) State2 indicators of your success this week.
- 4. The Closing:** In the closing the first word is capitalized and you put a comma after the last word. Ask parents for feedback to your letter/comments . Have them respond to you on the back of your letter.
5. Some examples of closings are: Sincerely, Your friend, Love, **Very truly yours,**
6. Your **Signature:** This is your name. It goes under the closing

# 10. Reflection

“celebrating the understood and not the found”

Dr. R.J. Todd of Reuters



1. Identify 3 quotes that indicate what Joey has learned from his experience with Teddy.
2. a ) Develop 3 questions that you can ask to help Joey explore his feelings and actions in order to find an answer to his conflict.  
b) Write out the answer to one of the questions.
3. “After reading the Novel, what did you learn about yourself?”
4. See: Life’s Little Instruction Book...H. Jackson Brown Jr.

© Julia Andreacchi 2010

# Your Turn...

1. Cork Board/Puzzle/Artistic Canvas
2. Plastic Animals/Barbie/Hard Cover Books
3. Bags/Book on The Environment/Masking Tape
4. Song Book+CD/Clay/Journal/Mailing Address Stickers
5. Magnets/Envelope/Plastic Covers
6. Alphabet/Address Book
7. Photos Vintage/DVD Cover/Copy Paper
8. Card Sleeve/Foam Squares/Stamps

# Teddy saves the day!



© Julia Andreacchi 2010

The mindfulness of  
imagination and creativity

# Eyore meets Teddy

© Julia Andreacchi 2010



# Further Inspiration



Books

Craft  
Magazines

Blogs

Newspaper  
articles



**Seven words to describe Toronto**  
• "What words evoke your city? Let us know and we'll report back on Toronto's core DNA". From: Toronto Star Sept. 28, 2010

# Where do you go from here?

## To do List:



- **Identify** one idea that sparked your interest and make it happen next week. Start small. Baby steps will move you forward.
- **Embrace** a new way of seeing and doing on your next dollar store and thrifty excursion. Make your visit a **cerebral** adventure. **Reinvention is your new friend.**
- **Focus** on developing activities that have students communicate their understanding in a fun and interesting way.
- **Accept** the monthly challenge. Join us at:  
<http://dollardazeandthriftyfinds.blogspot.com>

**Reinvention =**  
Resourcefulness + Mindful Imagination



**THANK YOU FOR YOUR  
INTEREST**

**Blog with me at:**

**<http://dollardazeandthriftyfinds.blogspot.com>**

**[julia.andreacchi@yrdsb.edu.on.ca](mailto:julia.andreacchi@yrdsb.edu.on.ca)**