

Flexible Seating: Providing the Positive Learning Environment Students Need

Clista M. Williams

Waycross Middle School, cwilliams@ware.k12.ga.us

Genevieve Barker

Waycross Middle School, gbarker@ware.k12.ga.us

Follow this and additional works at: <https://digitalcommons.georgiasouthern.edu/gapbs>

Recommended Citation


Williams, Clista M. and Barker, Genevieve, "Flexible Seating: Providing the Positive Learning Environment Students Need" (2017). *Georgia Association for Positive Behavior Support Conference*. 22.
<https://digitalcommons.georgiasouthern.edu/gapbs/2017/2017/22>

This event is brought to you for free and open access by the Conferences & Events at Digital Commons@Georgia Southern. It has been accepted for inclusion in Georgia Association for Positive Behavior Support Conference by an authorized administrator of Digital Commons@Georgia Southern. For more information, please contact digitalcommons@georgiasouthern.edu.



FLEXIBLE SEATING: PROVIDING THE
POSITIVE LEARNING ENVIRONMENT
STUDENTS NEED

PRESENTED BY CLISTA WILLIAMS AND GENEVIEVE BARKER



GAPBS CONFERENCE 2017

WHO ARE WE?



Williams

Special Ed
Co-Teacher
for 7th
Grade ELA

Avid Reader

Student
Advocate

Background
working
with EBD
students

Barker

General Ed
Teacher for
7th Grade
ELA

Avid Reader

Student
Advocate

Background
working
with
low-income
middle and
high school
students

TOPICS OF INTEREST

- 1. REASONS FOR FLEXIBLE SEATING**
- 2. WHAT IS FLEXIBLE SEATING?**
- 3. THEORIES BEHIND FLEXIBLE SEATING**
- 4. THE PRACTICE**
- 5. THE RESULTS**
- 6. PROBLEMS + SOLUTIONS**
- 7. FLEXIBLE SEATING ON A BUDGET**
 - A. DIY YOUR FLEXIBLE SEATING CLASSROOM**

WHAT HAS CHANGED IN EDUCATION?

- TECHNOLOGY
- TESTING (FORMATIVE, SUMMATIVE, GMAS)
- HOW STUDENTS TURN IN ASSIGNMENTS (WE USE GOOGLE CLASSROOM FOR ALMOST ALL ASSIGNMENTS)
- HOW WE TEACH—MASLOW, BLOOM, ETC.
- WHOLE GROUP TEACHING IS ALMOST NONEXISTENT
- PARENTAL INVOLVEMENT (WE USE REMIND AND SOCIAL MEDIA TO KEEP PARENTS INFORMED)
- TEACHER EXPECTATIONS
- STUDENT EXPECTATIONS

IT'S 2017 ALREADY!

1870- SECULAR SCHOOLS BECOME MANDATORY IN BRITAIN

1890- SECULAR SCHOOLS ARE INTRODUCED IN THE US

1900-34 STATES MAKE MANDATORY SCHOOL LAWS

1910-72% OF AMERICAN STUDENTS ATTEND SCHOOLS

AUGUST 26, 1920- WOMEN GET THE RIGHT TO VOTE

1957- "LITTLE ROCK NINE" ARE ESCORTED TO SCHOOL

1960- INTEGRATION THROUGHOUT THE COUNTRY

1975- CONGRESS ENACTS THE EDUCATION FOR ALL HANDICAPPED CHILDREN ACT

1990- THE AMERICANS WITH DISABILITIES ACT

1990'S- INCLUSION BECOMES MORE PROMINENT

1997 AND 2007- IDEA REAUTHORIZED

VICTORIAN ERA CLASSROOM



1950's CLASSROOM




1990's CLASSROOM



Other than the clothes, and formality of the sitting, what has changed???

WHAT DO OUR CLASSROOMS LOOK LIKE NOW? 2017...






ARE YOU SERIOUS



RIGHT NOW?

memegenerator.net

WHAT A FLEXIBLE SEATING CLASSROOM LOOKS LIKE....



THEORIES BEHIND FLEXIBLE SEATING

HYPOTHESIS:

WHEN YOU ARE COMFORTABLE, YOU ARE MORE LIKELY TO LEARN

KIDS THAT NEED TO MOVE TO LEARN, WILL HAVE THE FREEDOM TO DO SO

RESEARCH SHOWS THAT INCREASED OXYGEN TO THE BRAIN, MAY ENHANCE

THE BRAIN'S ABILITY TO LEARN

THE PRACTICE

IT IS HARD! BUT THE GOOD THINGS ARE! BE CONSISTENT! THIS WOULD BE ALMOST SMOOTH SAILING IN A GIFTED CLASSROOM, BUT OUR INCLUSION CLASSROOM HAS AT MINIMUM 8 SPED KIDS PER CLASS. HOW MANY OF YOU ARE COMFORTABLE? I'M SURE THE THREE IN OUR BUNGEE CHAIRS ARE ENJOYING THIS MORE THAN THE REST OF YOU.

(UNFORTUNATELY)

THE PRACTICE: ORGANIZATION

- We assign jobs: secretary, messenger, custodian (reward with LiveSchool Points or Tickets)
- Clipboards are vital to our success...students know where they belong (3 locations) and which seats need them.
- We post outside the room the items needed for the day; therefore, when students come in, they put their bookbags away and take out ONLY the needed materials. This minimizes distractions, makes the room neater, and provides a safer environment.



THE PRACTICE: ORGANIZATION

We run a 3 minute timer while the students are coming into the room. It's already displayed on the smartboard on our "daily agenda". They have three minutes to unpack, sharpen pencils, and talk with peers. As long as it's safe, they can do whatever they want in these three minutes - but they must beat the timer. Think about it, didn't you want to catch up with your coworkers while waiting for this class to start? This is all key to our organization and how differentiated or flexible seating works for us.



ORGANIZATION - TELLING THEM AHEAD OF TIME



They pass by the “Chalkboard Supplylist” locker 4-12 times prior to entering our classroom. It becomes a topic of conversation. “Hey did you see we need our agendas today?”

THE PRACTICE

CO-TEACHER SUPPORT

PARENTAL SUPPORT

ADMINISTRATIVE SUPPORT

STUDENTS EXCITED ABOUT IT

Differentiated Seating - What Does OUR Evidence Say?

We introduced differentiated seating slowly throughout the 1st semester of the 2016-2017 school year. There were approximately 3 seating options prior to December. In January of 2017, we were a fully differentiated classroom. The following data, outlines the growth/decrease from the end of December (without differentiated seating), to the end of March (with differentiated seating).

Please keep in mind, these are the same children in the same classroom, the environment changed, as well as the criteria became more difficult, as can be expected when coming back from the holiday break.

We did not know what to expect. Some days, we almost gave all of our seating away, but thankfully we never both wanted to “give up” on same day. Seeing it through was the most rewarding thing we could have done!

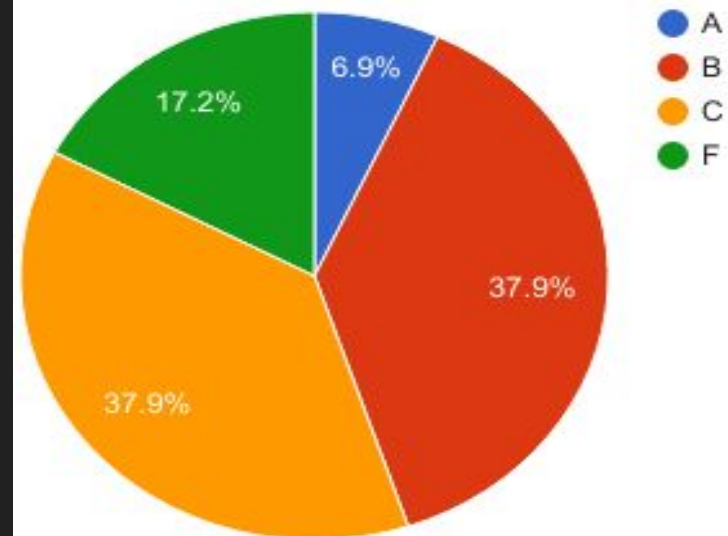
What are you looking at?

The next 5 slides compare students' grades from the end of the 2nd 9-weeks and the end of the 3rd 9 weeks and received on their report cards.

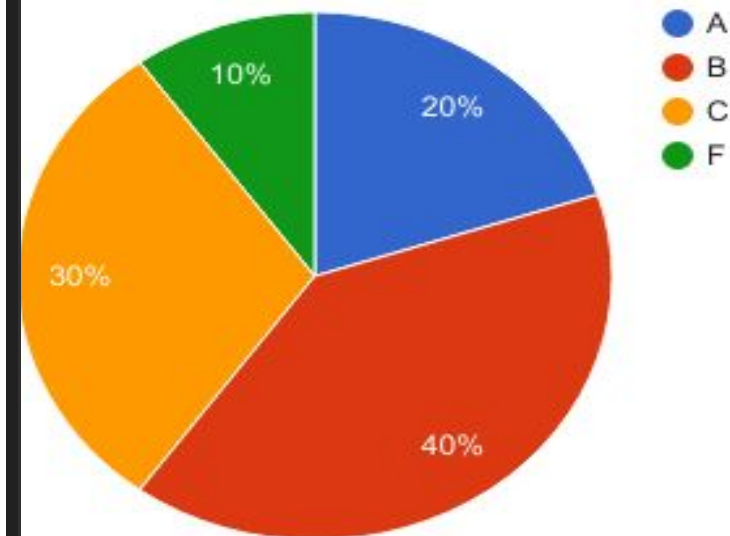
The final slide depicts all of our students in one pie chart.

The information was gathered using Infinite Campus, our system's secure, online gradebook.

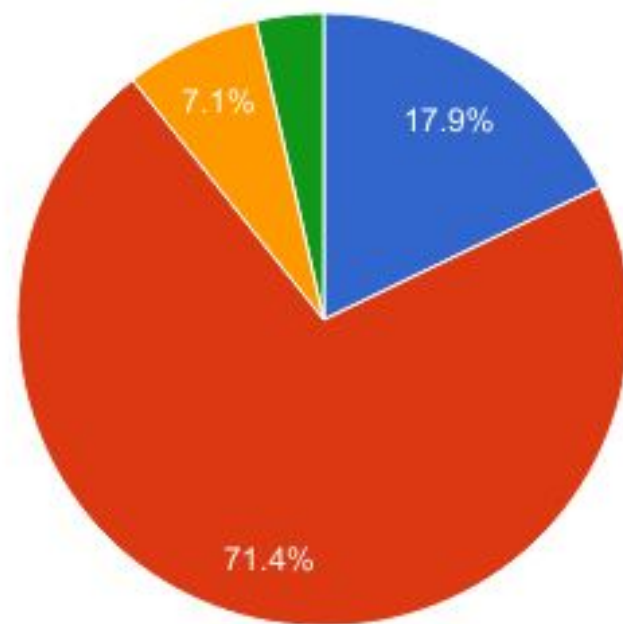
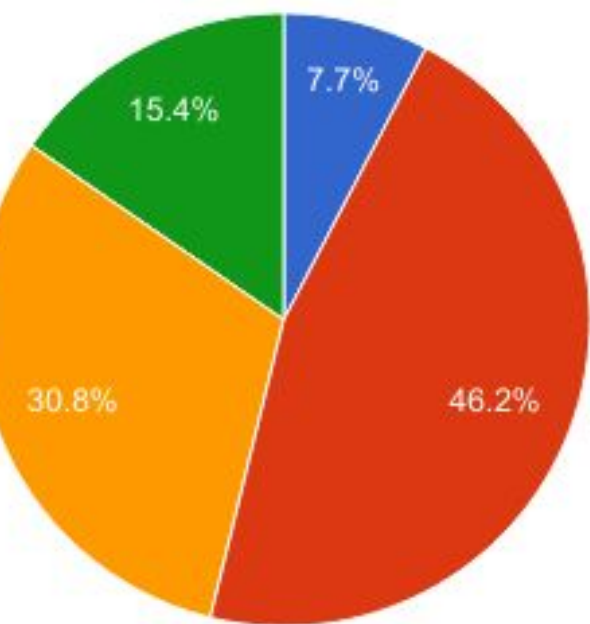
4th Period - 2nd 9 Weeks



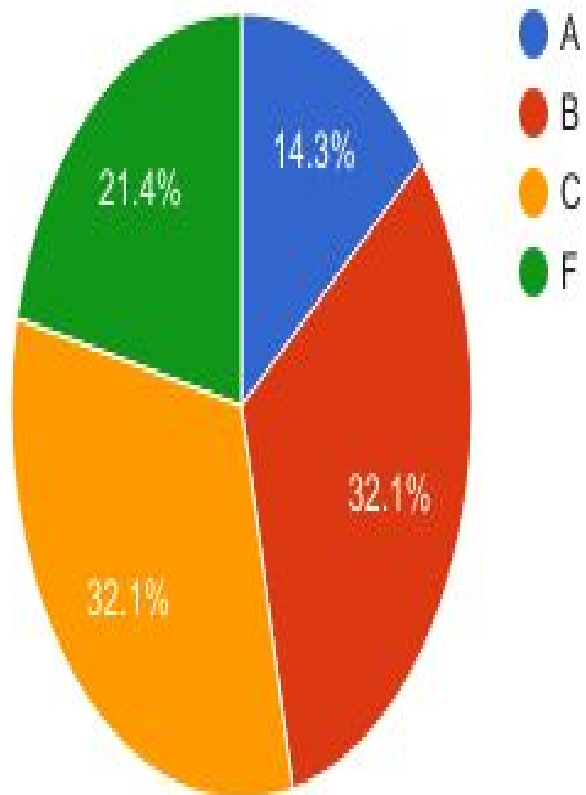
4th Period - 3rd 9 Weeks



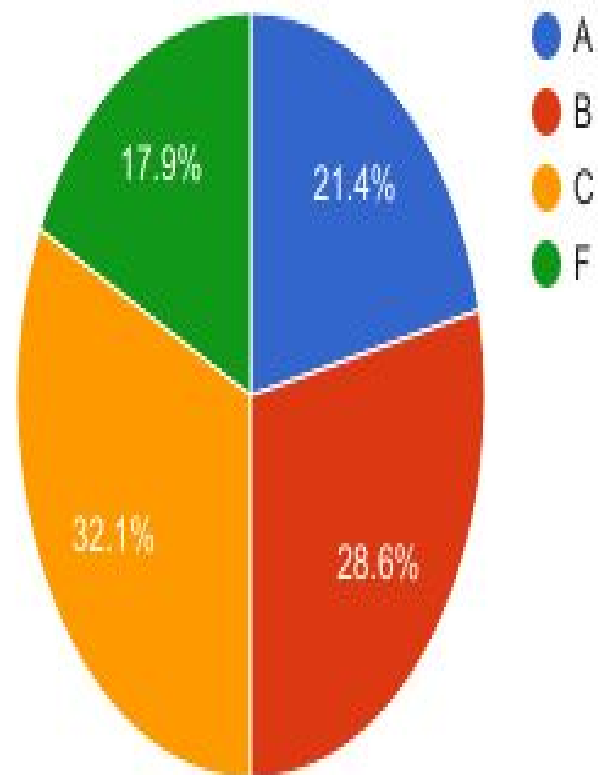
5th Period - 2nd 9 Weeks 5th Period - 3rd 9 Weeks



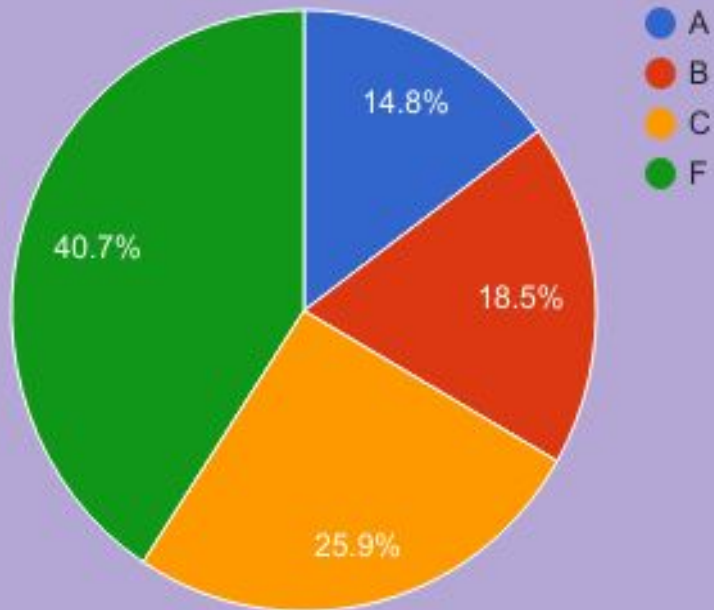
6th Period - 2nd 9 weeks



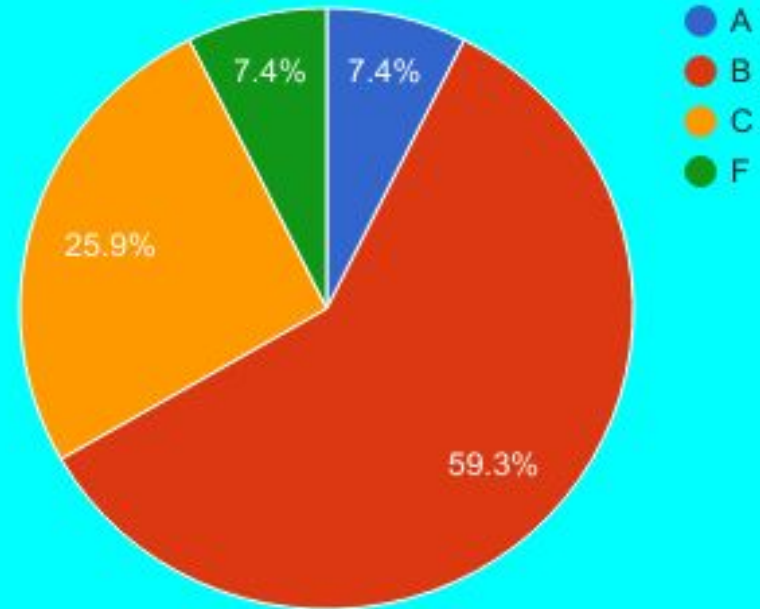
6th Period - 3rd 9 weeks



7th Period - 2nd 9 Weeks

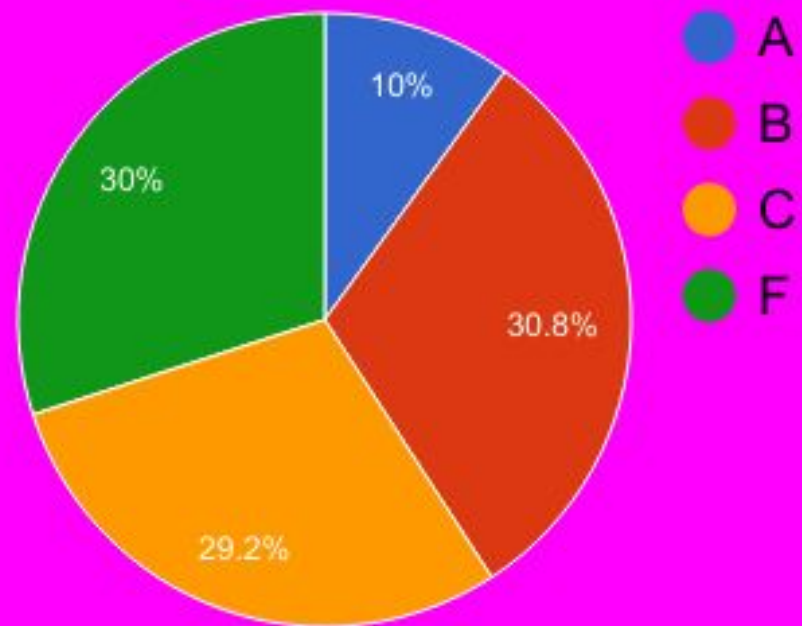


7th Period - 3rd 9 Weeks

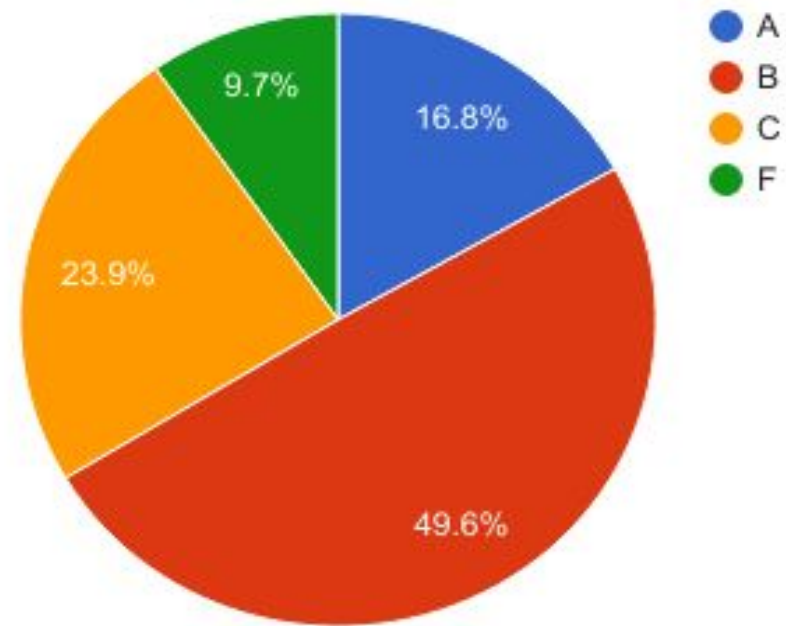


Seeing this data is extremely amazing. This is the class that we often felt like “giving up” with as far as differentiated seating is concerned. We continued to stick it out, even though we were sure it wasn’t “working”. We had the best results in this class. This is a reminder that differentiated seating is NOT easy for the teachers, but are the results worth it? We think YES!

All 7th Grade Students - 2nd 9 Weeks



All 7th Grade Students - 3rd 9 Weeks





PROBLEMS AND SOLUTIONS

- IT ALL STARTED WITH A COUCH, SOME BEAN BAGS AND AN IDEA...
- STAY CONSISTENT:
 - IT TAKES 3 WEEKS TO MAKE SOMETHING A HABIT.
 - STICK TO IT AND GIVE IT TIME
- IGNORE THE NAY-SAYERS - "IS THIS A CLASSROOM OR A LIVING ROOM?" "IT'S A LIT LOUNGE!"
- BLOCK VS. BLOCK
 - SUCCESS DIFFERED BY BLOCK AND BY STUDENT - THERE IS SOMETHING FOR EACH STUDENT, AND IT IS OKAY IF THAT "SOMETHING" IS A DESK

HOW TO GET STARTED?

- IT'S ALL ABOUT CONSISTENCY
- START OUT WITH A ROTATION-NEW SEAT EVERY DAY, RAIN OR SHINE! EVENTUALLY, YOU'LL SEE THE STUDENTS BECOME RESPONSIBLE FOR THEIR OWN LEARNING, SITTING IN THE SEAT THAT BEST SUITS THEIR LEARNING MODE.
- YOU MAY NEED TO ASSIGN SEATS
- "CHANGE IT UP" DAYS/ ALTERNATING DAYS BETWEEN STUDENTS
- VARY SEATING
 - LAP DESKS, CLIP BOARDS, DESKS, RUGS, BUNGY CHAIRS, COUCH, CRATE CHAIRS, ROCKING CHAIRS, ROLLING CHAIRS, BEAN BAGS, PILLOWS, HAMMOCK

WHAT OTHER PROBLEMS YOU MAY ENCOUNTER

- ARGUMENTS OVER SEATS - ALTERNATE DAYS
- SLEEPERS - WE AREN'T KIDDING
- KIDS THAT FEEL SAFE WITH A DESK
- SPED KIDS AND NON-SPED KIDS - WE TREAT STUDENTS FAIR BUT NOT EQUAL (OUR SPED STUDENTS HAVE TOP PRIORITY OVER SEATING AND OUR AT BOX - KNOW YOUR CO-TEACHER - EYE CONTACT IS KEY HERE!)
- INCONSISTENCY
- LACK OF SUPPORT FROM OTHER TEACHERS
- KEEP SOME WD-40, FEBREEZE AND A PLACE FOR STUDENT BELONGINGS

THE DAYS WE LET THEM SLEEP...

After the Milestones Testing


End of 9 Weeks Exams

This shows comfort and a relationship




FLEXIBLE SEATING ON A BUDGET


- USE WHAT YOU HAVE
- WHAT YOU CAN GET
- DIY



PILLOWS!



MORE EASY SEATING



CRATE SEATS (STORAGE PLUS)




MORE DIY



Share Chair

MY SUMMER DIY



THANK YOU

Questions?

cwilliams@ware.k12.ga.us

gbarker@ware.k12.ga.us

