

College of Saint Benedict and Saint John's University

DigitalCommons@CSB/SJU

Forum Lectures

Forum

11-5-2015

Personality Profiles of 2016 Republican Presidential Candidates

Aubrey Immelman

St. John's University / College of St. Benedict, aimmelman@csbsju.edu

Follow this and additional works at: https://digitalcommons.csbsju.edu/forum_lectures



Part of the [American Politics Commons](#), [Leadership Studies Commons](#), [Other Political Science Commons](#), [Other Psychology Commons](#), and the [Personality and Social Contexts Commons](#)

Recommended Citation

Immelman, A. (2015, November 5). Personality profiles of the 2016 Republican presidential candidates. *Forum Lectures*, 136. Retrieved from Digital Commons website: http://digitalcommons.csbsju.edu/forum_lectures/136/

This Presentation is brought to you for free and open access by DigitalCommons@CSB/SJU. It has been accepted for inclusion in Forum Lectures by an authorized administrator of DigitalCommons@CSB/SJU. For more information, please contact digitalcommons@csbsju.edu.

Thursday Forum

November 5, 2015

Gorecki 201 (President's Dining Room) – CSB

The Personality Profiles of 2016 Republican Presidential Candidates

Aubrey Immelman (with Joe Trenzeluk, SJU '16)



Aubrey Immelman and his summer research assistant Joe Trenzeluk present summaries of the psychological profiles of Republican contenders in the 2016 U.S. presidential election (including Jeb Bush, Ben Carson, Chris Christie, Ted Cruz, John Kasich, Marco Rubio, Donald Trump, and Scott Walker) and outline the leadership implications of those profiles. In addition, the presenters discuss the personality profile of Democratic front-runner Hillary Clinton and compare the candidates' scores on the Personal [Presidential] Electability Index (PEI), which has accurately predicted the outcome of every presidential election since 1996.

Forum website » <http://csbsju.edu/forum>

Biographical Sketch

Aubrey Immelman is an associate professor of psychology at St. John's University and the College of St. Benedict.

His research program since coming to CSB/SJU in 1991 has focused on the psychology and leadership characteristics of presidential candidates and world leaders.

Immelman's research has been published in the academic journals *Political Psychology* and *Leadership Quarterly* and he has written chapters on the psychological assessment of presidential candidates for the *Handbook of Psychology* and the *Handbook of Personology and Psychopathology*.

Immelman's research has been featured on CNN, Fox News Channel, MSNBC, the Discovery Channel, numerous radio programs, and dozens of newspapers in the United States and abroad, including the *New York Times*, the *Washington Post*, the *Los Angeles Times*, *Time* magazine, and *Psychology Today*.

Since 1999, Immelman and his students in the Unit for the Study of Personality in Politics — the faculty–student collaborative research program he established at CSB/SJU — have published approximately one hundred articles on the psychological and leadership characteristics of presidential candidates.

Prior to his academic career, Immelman underwent military training as an infantry paratrooper and served in a military psychology unit.



More recently, Immelman has served as a security consultant in the areas of psychological operations and worked with the U.S. military from 2003 to 2005 to develop a nuclear deterrence program with respect to North Korea.

Prologue: Personality Based Leadership Prediction — Two Case Studies

In a study conducted during the 1996 presidential campaign — two years before public knowledge of the Lewinsky affair — Immelman made the following worst-case prediction for President Clinton’s second term, based on his psychological assessment:

Bill Clinton may commit errors of judgment stemming from a combination of strong ambition, a sense of entitlement, and inflated self-confidence. ... Narcissistic characteristics may also predispose him to dissemble or equivocate, not only ego-defensively to protect and bolster an admirable self-image, but instrumentally to have his way with others. Concurrent outgoing features in President Clinton’s profile suggest a strong need for public recognition, approval, and validation, along with a willingness to use his social skills to influence and charm others (though lacking some fidelity in consistently fulfilling his promises). ... Finally, there is a danger that outgoing [sociable, extraverted] presidents such as Bill Clinton may be oversensitive to public opinion and neglectful of role demands related to oversight. (p. 355)

In the article’s abstract, the implications of President Clinton’s personality profile for high-level political leadership were summarized as follows: “The profile ... is consistent with a presidency troubled by ethical questions and lapses of judgment, and provides an explanatory framework for Clinton’s high achievement drive and his ability to retain a following and maintain his self-confidence in the face of adversity” (p. 335).

Source: Immelman, A. (1998). The political personalities of 1996 U.S. presidential candidates Bill Clinton and Bob Dole. *Leadership Quarterly*, 9, 335–366.

Following a similar study of then-governor George W. Bush, conducted in 1999 — more than a year before his election as president of the United States — Immelman summarized the strengths and limitations of a prospective President Bush as follows:

George W. Bush’s major personality-based leadership strengths are the important political skills of charisma and interpersonal skills — a personable, confident, socially responsive, outgoing tendency that will enable him to connect with critical constituencies, mobilize popular support, and retain a following and his self-confidence in the face of adversity. Outgoing leaders characteristically are confident in their social abilities, skilled in the art of social influence, and have a charming, engaging personal style that tends to make people like them and overlook their gaffes and foibles.

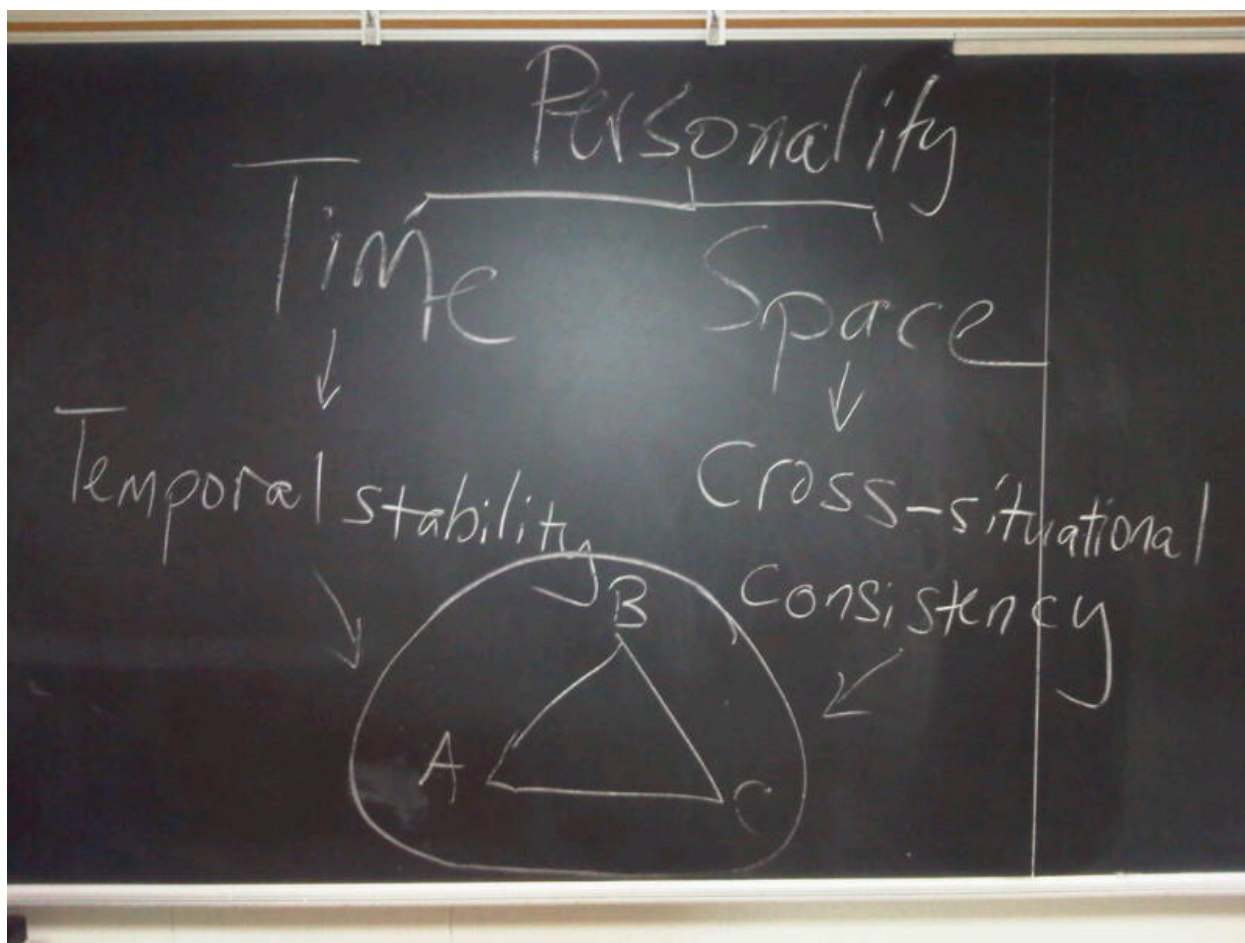
Bush’s major personality-based limitations include the propensity for a superficial grasp of complex issues, a predisposition to be easily bored by routine (with the attendant risk of failing to keep himself adequately informed), an inclination to act impulsively without fully appreciating the implications of his decisions or the long-term consequences of his policy initiatives, and a predilection to favor personal connections, friendship, and loyalty over

competence in his staffing decisions and appointments — all of which could render a Bush administration relatively vulnerable to errors of judgment. (pp. 101–102)

Source: Immelman, A. (2002). The political personality of U.S. president George W. Bush. In L. O. Valenty & O. Feldman (Eds.), *Political leadership for the new century: Personality and behavior among American leaders* (pp. 81–103). Westport, CT: Praeger.

What is Personality?

Personality may be concisely defined as deeply ingrained psychological characteristics that are relatively stable over time and consistent across situations, governing an individual's distinctive pattern of thinking, feeling, acting, and relating to others.



The Personality Profiles of 2016 Republican Presidential Candidates

» <http://www.immelman.us/news/psychological-profiles-of-2016-republican-presidential-candidates/>

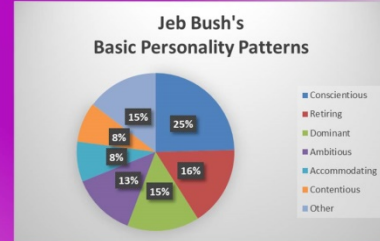
Jeb Bush



The Personality Profile of 2016 Republican Presidential Candidate John Ellis "Jeb" Bush

Atarah Pinder

College of St. Benedict and St. John's University
Department of Psychology



Introduction

I conducted a psychodiagnostic case study of former Florida governor John Ellis "Jeb" Bush, a contender for the Republican nomination in the 2016 presidential election. The purpose of the study was to construct a Millon-based personality profile of Gov. Bush.

Method

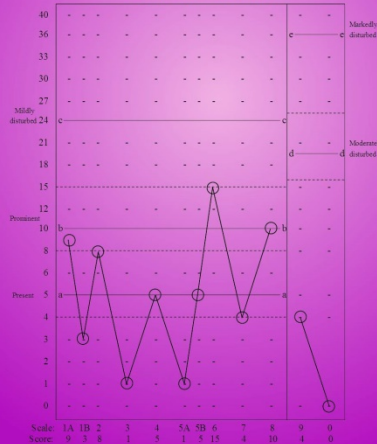
The assessment instrument was the 170-item Millon Inventory of Diagnostic Criteria (MIDC; Immelman, 2012), which assesses the attribute domains of expressive behavior, interpersonal conduct, cognitive style, mood/temperament, and self-image. The instrument contains 12 scales, yielding 20 normal and 14 pathological personality styles.

Personality Type

"Conscientious, Forceful Introvert"

Primary pattern: Conscientious / dutiful
Secondary patterns: Retiring / aloof and Dominant / asserting

Millon Inventory of Diagnostic Criteria Profile for Jeb Bush



Results

Table 1
MIDC Item Endorsement Rate by Attribute Domain

Attribute domain	Items
Expressive behavior	14
Interpersonal conduct	9
Cognitive style	9
Mood/temperament	8
Self-image	9
Sum	49
Mean	9.8
Standard deviation	2.1

Table 2
MIDC Scale Scores for Jeb Bush

Scale	Personality pattern	Raw	RTTs
1A	Dominant: Asserting-Controlling-Aggressive	9	14.8
1B	Damtleess: Adventurous-Dissenting-Aggrandizing	3	4.9
2	Ambitious: Confident-Self-serving-Exploitive	8	13.1
3	Outgoing: Congenial-Gregarious-Impulsive	1	1.6
4	Accommodating: Cooperative-Agreeable-Submissive	5	8.2
5A	Aggrieved: Ungracious-Self-denying-Self-defeating	1	1.6
5B	Contentious: Resolute-Oppositional-Negative	5	8.2
6	Conscientious: Respectful-Dutiful-Compulsive	15	24.6
7	Retiring: Circumspect-Inhibited-Withdrawn	4	6.6
8	Retiring: Reserved-Alloof-Solitary	10	16.4
Subtotal for basic personality scales		61	100.0
9	Distrusting: Suspicious-Paranoid	4	6.2
0	Erratic: Unstable-Borderline	0	0.0
Full-scale total		65	106.2



Acknowledgment
Faculty advisor: Dr. Aubrey Immelman
Director, Unit for the Study of Personality in Politics

Reference
Immelman, A. (Compiler) (2012). *Millon Inventory of Diagnostic Criteria* (3rd ed.). Unpublished research scale, Unit for the Study of Personality in Politics, College of St. Benedict and St. John's University, St. Joseph and Collegeville, MN.




» <http://www.immelman.us/jeb-bush/the-personality-profile-of-2016-republican-presidential-candidate-jeb-bush/>

The Personality Profiles of 2016 Republican Presidential Candidates

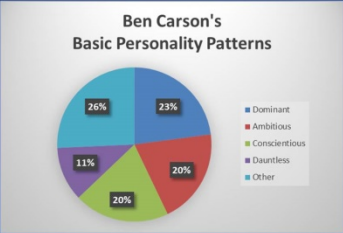
» <http://www.immelman.us/news/psychological-profiles-of-2016-republican-presidential-candidates/>

Ben Carson



The Political Personality of 2016 Republican Presidential Candidate Dr. Ben Carson

Hannah Hoppe
College of St. Benedict and St. John's University
Department of Psychology



Introduction

We conducted a psychodiagnostic case study of retired neurosurgeon and 2016 Republican presidential candidate Ben Carson. The purpose of the study was to construct a Millon-based personality profile of Carson.


Method

The assessment instrument was the 170-item Millon Inventory of Diagnostic Criteria (MIDC; Immelman, 2012), which assesses the attribute domains of expressive behavior, interpersonal conduct, cognitive style, mood/temperament, and self-image. The instrument contains 12 scales, yielding 20 normal and 14 pathological personality styles.

Personality Type

"Confident, Deliberative Organizer"
Primary pattern: Dominant / asserting
Secondary patterns: Ambitious / confident and Conscientious / respectful

Millon Inventory of Diagnostic Criteria Profile for Ben Carson




Results

Table 1
MIDC Item Endorsement Rate by Attribute Domain

Attribute domain	Items
Expressive behavior	9
Interpersonal conduct	6
Cognitive style	5
Mood temperament	3
Self-image	8
Sum	31
Mean	6.2
Standard deviation	2.1


Table 2
MIDC Scale Scores for Ben Carson

Scale	Personality pattern	Raw	RT%
1A	Dominant: Asserting–Controlling–Aggressive	8	22.9
1B	Dautless: Adventurous–Dissenting–Aggrandizing	4	11.4
2	Ambitious: Confident–Self-serving–Exploitative	7	20.0
3	Outgoing: Congenial–Gregarious–Impulsive	2	5.7
4	Accommodating: Cooperative–Agreeable–Submissive	2	5.7
5A	Aggrieved: Unpressuring–Self-denying–Self-defeating	0	0.0
5B	Contentious: Resolute–Oppositional–Negativistic	2	5.7
6	Conscientious: Respectful–Dutiful–Compulsive	7	20.0
7	Reticent: Circumspect–Inhibited–Withdrawn	2	5.7
8	Retiring: Reserved–Aloof–Solitary	1	2.9
Subtotal for basic personality scales		35	100.0
9	Distressing: Suspicious–Paranoid	0	0.0
0	Erratic: Unstable–Borderline	0	0.0
Full-scale total		35	100.0



Acknowledgment
Faculty advisor: Dr. Aubrey Immelman
Director, Unit for the Study of Personality in Politics

Reference
Immelman, A. (Compiler) (2012). *Millon Inventory of Diagnostic Criteria* (3rd ed.). Unpublished research scale, Unit for the Study of Personality in Politics, College of St. Benedict and St. John's University, St. Joseph and Collegeville, MN.

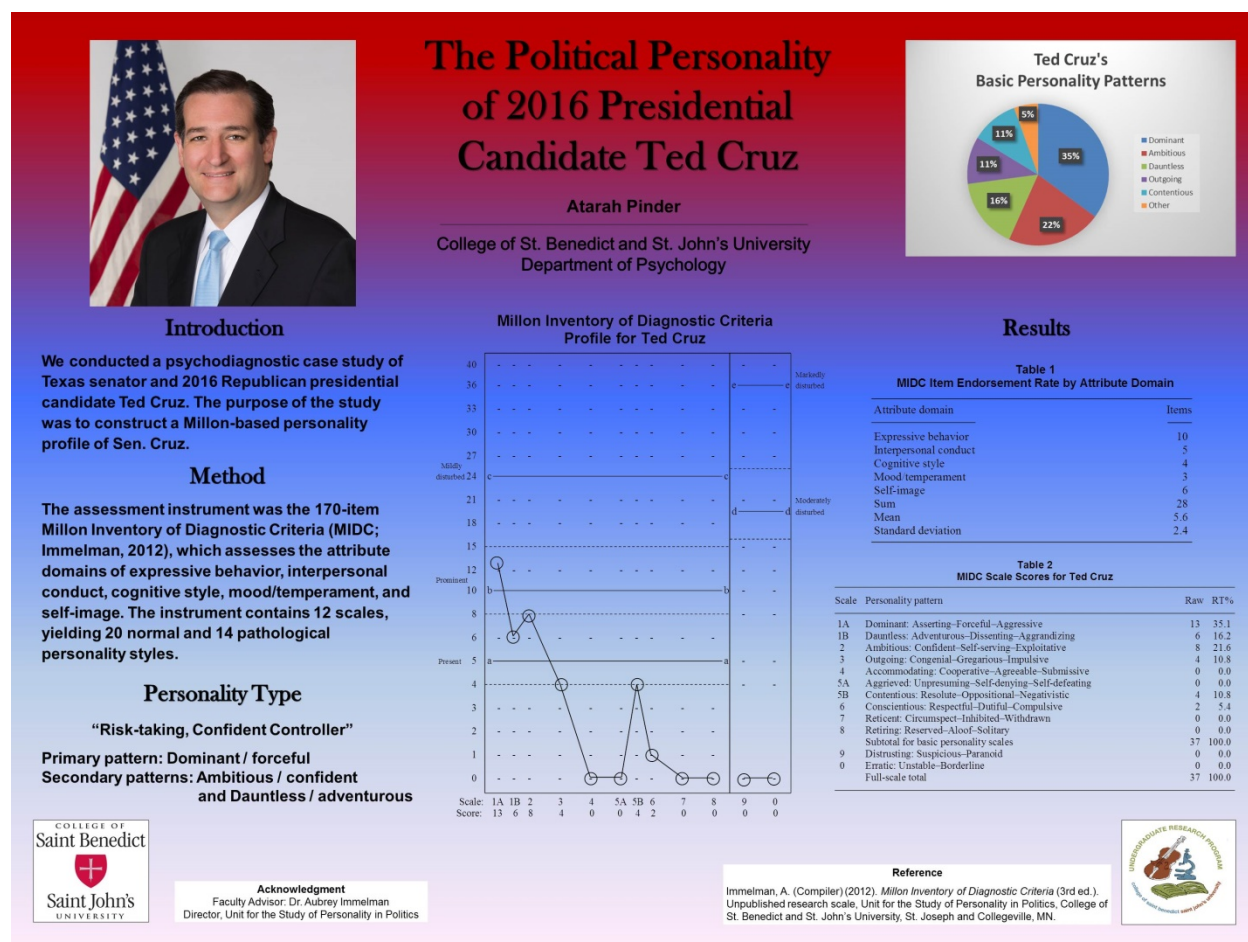


» <http://www.immelman.us/ben-carson/the-personality-profile-of-2016-republican-presidential-candidate-ben-carson/>

The Personality Profiles of 2016 Republican Presidential Candidates

» <http://www.immelman.us/news/psychological-profiles-of-2016-republican-presidential-candidates/>

Ted Cruz



» <http://www.immelman.us/ted-cruz/the-personality-profile-of-2016-republican-presidential-candidate-ted-cruz/>

The Personality Profiles of 2016 Republican Presidential Candidates

» <http://www.immelman.us/news/psychological-profiles-of-2016-republican-presidential-candidates/>

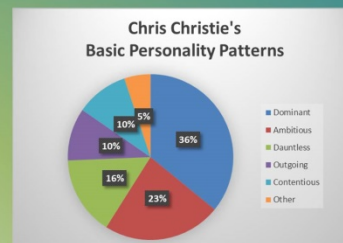
Chris Christie



The Political Personality of New Jersey Gov. Chris Christie

Joe Trenzeluk

College of St. Benedict and St. John's University
Department of Psychology



Introduction

We conducted a psychodiagnostic case study of New Jersey governor and 2016 Republican presidential candidate Chris Christie. The purpose of the study was to construct a Millon-based personality profile of Gov. Christie.

Method

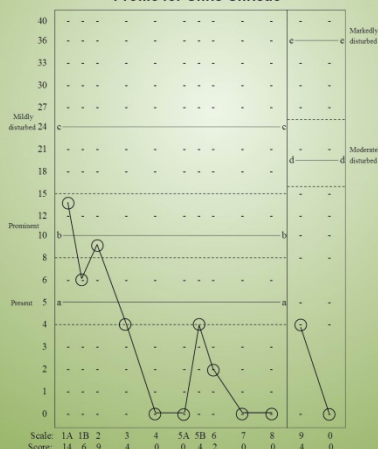
The assessment instrument was the 170-item Millon Inventory of Diagnostic Criteria (MIDC; Immelman, 2012), which assesses the attribute domains of expressive behavior, interpersonal conduct, cognitive style, mood/temperament, and self-image. The instrument contains 12 scales, yielding 20 normal and 14 pathological personality styles.

Personality Type

"Dominant, Self-confident, Risk-taking Extravert"

Primary pattern: Dominant / controlling
Secondary patterns: Ambitious / confident
and Dauntless / Adventurous

Millon Inventory of Diagnostic Criteria
Profile for Chris Christie



Results

Table 1
MIDC Item Endorsement Rate by Attribute Domain

Attribute domain	Items
Expressive behavior	9
Interpersonal conduct	7
Cognitive style	6
Mood/temperament	4
Self-image	6
Sum	32
Mean	6.4
Standard deviation	1.6

Table 2
MIDC Scale Scores for Chris Christie

Scale	Personality pattern	Raw	RT%
1A	Dominant: Asserting—Controlling—Aggressive	14	35.9
1B	Dauntless: Adventurous—Dissenting—Aggrandizing	6	15.4
2	Ambitious: Confident—Self-serving—Exploitative	9	23.1
3	Outgoing: Congenial—Gregarious—Impulsive	4	10.3
4	Accommodating: Cooperative—Agreeable—Submissive	0	0.0
5A	Aggrieved: Unpressuring—Self-denying—Self-defeating	0	0.0
5B	Contentious: Resolute—Oppositional—Negativistic	4	10.3
6	Conscientious: Respectful—Dutiful—Compulsive	2	5.1
7	Reticent: Circumspect—Inhibited—Withdrawn	0	0.0
8	Retiring: Reserved—Aloof—Solitary	0	0.0
9	Subtotal for basic personality scales	39	100.0
0	Distressing: Suspicious—Paranoid	4	9.3
0	Erratic: Unstable—Borderline	0	0.0
	Full-scale total	43	109.3



Acknowledgment
Faculty Advisor: Dr. Aubrey Immelman
Director, Unit for the Study of Personality in Politics



Reference
Immelman, A. (Compiler) (2012). *Millon Inventory of Diagnostic Criteria* (3rd ed.). Unpublished research scale, Unit for the Study of Personality in Politics, College of St. Benedict and St. John's University, St. Joseph and Collegeville, MN.



» <http://www.immelman.us/chris-christie/the-personality-profile-of-2016-republican-presidential-candidate-chris-christie/>

The Personality Profiles of 2016 Republican Presidential Candidates

» <http://www.immelman.us/news/psychological-profiles-of-2016-republican-presidential-candidates/>

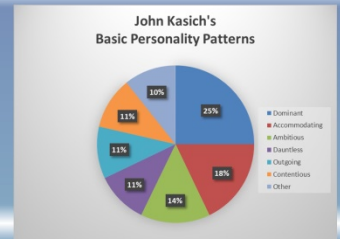
John Kasich



The Political Personality of 2016 Presidential Contender John Kasich

Timothy Immelman, Katherine Jennissen, Brianna Kupser, Jeremy Reller, Samantha Womeldorf, and Joe Trenzeluk

College of St. Benedict and St. John's University
Department of Psychology



Introduction

We conducted a psychodiagnostic case study of Ohio governor and 2016 Republican presidential candidate John Kasich.

The purpose of the study was to construct a personality profile of Gov. Kasich.

Method

The assessment instrument was the 170-item Millon Inventory of Diagnostic Criteria (MIDC; Immelman, 2012), which assesses the attribute domains of expressive behavior, interpersonal conduct, cognitive style, mood/temperament, and self-image. The instrument contains 12 scales, yielding 20 normal and 14 pathological personality styles.

Personality Type

“Forceful Mediator”

Primary patterns: Dominant / asserting and Accommodating / cooperative

Secondary patterns: Ambitious / confident and Outgoing / congenial

Results

Millon Inventory of Diagnostic Criteria Profile for John Kasich

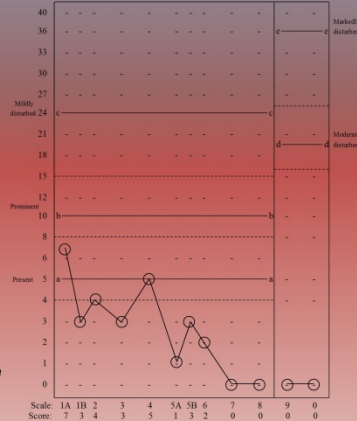


Table 1
MIDC Item Endorsement Rate by Attribute Domain

Attribute domain	Items
Expressive behavior	8
Interpersonal conduct	7
Cognitive style	4
Mood/temperament	4
Self-image	4
Sum	27
Mean	5.4
Standard deviation	1.7

Table 2
MIDC Scale Scores for John Kasich

Scale	Personality pattern	Raw	RT%
1A	Dominant: Asserting-Controlling-Aggressive	7	25.0
1B	Damless: Adventurous-Dissenting-Agrandizing	3	10.7
2	Ambitious: Confident-Self-serving-Exploitative	4	14.3
3	Outgoing: Congenial-Gregarious-Impulsive	3	10.7
4	Accommodating: Cooperative-Agreeable-Submissive	5	17.9
5A	Aggrieved: Unpresuming-Self-denying-Self-defeating	1	3.6
5B	Contentious: Resolute-Oppositional-Negativistic	3	10.7
6	Conscientious: Respectful-Dutiful-Compulsive	2	7.1
7	Reticent: Circumspect-Inhibited-Withdrawn	0	0.0
8	Retiring: Reserved-Alloof-Solitary	0	0.0
Subtotal for basic personality scales		29	100.0
9	Distrusting: Suspicious-Paranoid	0	0.0
0	Erratic: Unstable-Borderline	0	0.0
Full-scale total		29	100.0



Acknowledgment
Faculty Advisor: Dr. Aubrey Immelman
Director, Unit for the Study of Personality in Politics

Reference
Immelman, A. (Compiler) (2012). *Millon Inventory of Diagnostic Criteria* (3rd ed.). Unpublished research scale, Unit for the Study of Personality in Politics, College of St. Benedict and St. John's University, St. Joseph and Collegeville, MN.



» <http://www.immelman.us/john-kasich/the-personality-profile-of-2016-republican-presidential-candidate-john-kasich/>

The Personality Profiles of 2016 Republican Presidential Candidates

» <http://www.immelman.us/news/psychological-profiles-of-2016-republican-presidential-candidates/>

Marco Rubio

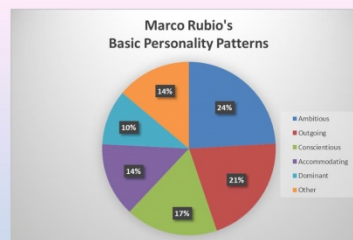


Marco Rubio speaking at CPAC 2015 in Washington, DC. (Photo: Gage Skidmore)

The Political Personality of 2016 Presidential Candidate Marco Rubio

Joe Trenzeluk

College of St. Benedict and St. John's University
Department of Psychology



Introduction

We conducted a psychodiagnostic case study of Florida senator and 2016 Republican presidential candidate Marco Rubio. The purpose of the study was to construct a Millon-based personality profile of Sen. Rubio.

Method

The assessment instrument was the 170-item Millon Inventory of Diagnostic Criteria (MIDC; Immelman, 2012), which assesses the attribute domains of expressive behavior, interpersonal conduct, cognitive style, mood/temperament, and self-image. The instrument contains 12 scales, yielding 20 normal and 14 pathological personality styles.

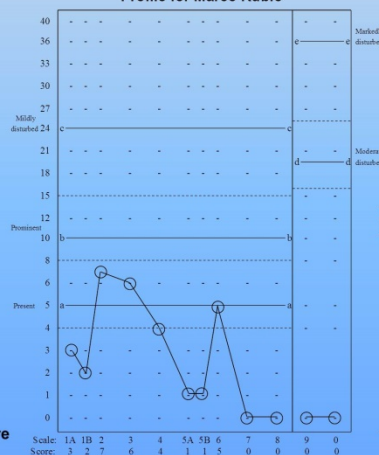
Personality Type

“Ambitious and charming, cautious pleaser”

Primary patterns: **Ambitious / confident** and **Outgoing / congenial**

Secondary patterns: **Conscientious / respectful** and **Accommodating / cooperative**

Millon Inventory of Diagnostic Criteria Profile for Marco Rubio



Results

Table 1
MIDC Item Endorsement Rate by Attribute Domain

Attribute domain	Items
Expressive behavior	8
Interpersonal conduct	6
Cognitive style	2
Mood/temperament	6
Self-image	5
Sum	27
Mean	5.4
Standard deviation	2.0

Table 2
MIDC Scale Scores for Marco Rubio

Scale	Personality pattern	Raw	RT%	
1A	Dominant: Asserting–Controlling–Aggressive	3	10.3	
1B	Dauntless: Adventurous–Dissenting–Aggrandizing	2	6.9	
2	Ambitious: Confident–Self-serving–Exploitative	7	24.1	
3	Outgoing: Congenial–Gregarious–Impulsive	6	20.7	
4	Accommodating: Cooperative–Agreeable–Submissive	4	13.8	
5A	Aggrieved: Unpresuming–Self-denying–Self-defeating	1	3.4	
5B	Contentious: Resolute–Oppositional–Negativistic	1	3.4	
6	Conscientious: Respectful–Dutiful–Compulsive	5	17.2	
7	Retirent: Circumspect–Inhibited–Withdrawn	0	0.0	
8	Retiring: Reserved–Aloof–Solitary	0	0.0	
Subtotal for basic personality scales			29	100.0
9	Distrusting: Suspicious–Paranoid	0	0.0	
0	Erratic: Unstable–Borderline	0	0.0	
Full-scale total			12	100.0



Acknowledgment
Faculty Advisor: Dr. Aubrey Immelman
Director, Unit for the Study of Personality in Politics

Reference
Immelman, A. (Compiler) (2012). *Millon Inventory of Diagnostic Criteria* (3rd ed.). Unpublished research scale, Unit for the Study of Personality in Politics, College of St. Benedict and St. John's University, St. Joseph and Collegeville, MN.




» <http://www.immelman.us/marco-rubio/the-personality-profile-of-2016-republican-presidential-candidate-marco-rubio/>

The Personality Profiles of 2016 Republican Presidential Candidates

» <http://www.immelman.us/news/psychological-profiles-of-2016-republican-presidential-candidates/>

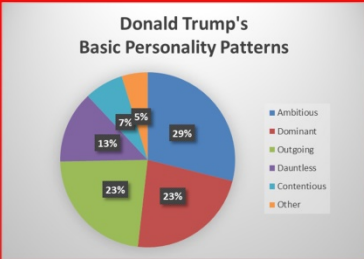
Donald Trump



The Political Personality of 2016 Republican Presidential Candidate Donald Trump

Hannah Hoppe
College of St. Benedict and St. John's University
Department of Psychology

Donald Trump's Basic Personality Patterns



Introduction

We conducted a psychodiagnostic case study of New York real estate mogul and 2016 Republican presidential candidate Donald Trump. The purpose of the study was to construct a Millon-based personality profile of Trump.

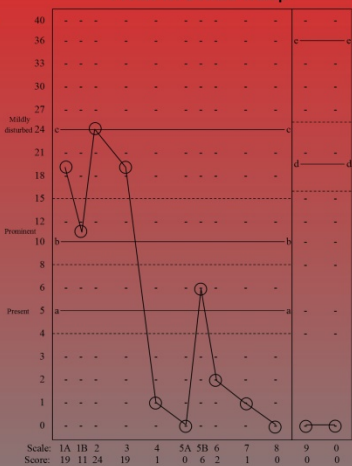
Method

The assessment instrument was the 170-item Millon Inventory of Diagnostic Criteria (MIDC; Immelman, 2012), which assesses the attribute domains of expressive behavior, interpersonal conduct, cognitive style, mood/temperament, and self-image. The instrument contains 12 scales, yielding 20 normal and 14 pathological personality styles.

Personality Type

"High-Dominance Charismatic"
Primary pattern: Ambitious / self-serving
Secondary patterns: Dominant / controlling and Outgoing / gregarious

Millon Inventory of Diagnostic Criteria Profile for Donald Trump



Scale: 1A 1B 2 3 4 5A 5B 6 7 8 9 0
Score: 19 11 24 19 1 0 6 2 1 0 0 0


Results

Table 1
MIDC Item Endorsement Rate by Attribute Domain


Attribute domain	Items
Expressive behavior	14
Interpersonal conduct	10
Cognitive style	8
Mood/temperament	7
Self-image	12
Sum	51
Mean	10.2
Standard deviation	2.6

Table 2
MIDC Scale Scores for Donald Trump


Scale	Personality pattern	Raw	RT%
1A	Dominant: Asserting-Controlling-Aggressive	19	22.9
1B	Dautless: Adventurous-Dissenting-Aggrandizing	11	13.3
2	Ambitious: Confident-Self-serving-Exploitative	24	28.9
3	Outgoing: Congenial-Gregarious-Impulsive	19	22.9
4	Accommodating: Cooperative-Agreeable-Submissive	1	1.2
5A	Aggrieved: Unpressuring-Self-denying-Self-defeating	0	0.0
5B	Contentious: Resolute-Oppositional-Negativeistic	6	7.2
6	Conscientious: Respectful-Dutiful-Compulsive	2	2.4
7	Reticent: Circumspect-Inhibited-Withdrawn	1	1.2
8	Retiring: Reserved-Aloof-Solitary	0	0.0
Subtotal for basic personality scales		83	100.0
9	Distrusting: Suspicious-Paranoid	0	0.0
0	Erratic: Unstable-Borderline	0	0.0
Full-scale total		83	100.0



Acknowledgment
Faculty advisor: Dr. Aubrey Immelman
Director, Unit for the Study of Personality in Politics



Reference
Immelman, A. (Compiler) (2012). *Millon Inventory of Diagnostic Criteria* (3rd ed.). Unpublished research scale, Unit for the Study of Personality in Politics, College of St. Benedict and St. John's University, St. Joseph and Collegeville, MN.



» <http://www.immelman.us/donald-trump/the-personality-profile-of-2016-republican-presidential-candidate-donald-trump/>

The Personality Profiles of 2016 Republican Presidential Candidates

» <http://www.immelman.us/news/psychological-profiles-of-2016-republican-presidential-candidates/>

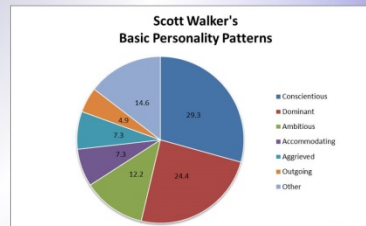
Scott Walker



The Personality Profile of 2016 Republican Presidential Candidate Scott Walker

Joe Trenzeluk

College of St. Benedict and St. John's University
Department of Psychology



Introduction

I conducted a psychodiagnostic case study of Wisconsin governor Scott Walker, a contender for the Republican nomination in the 2016 presidential election. The purpose of the study was to construct a Millon-based personality profile of Gov. Walker.

Method

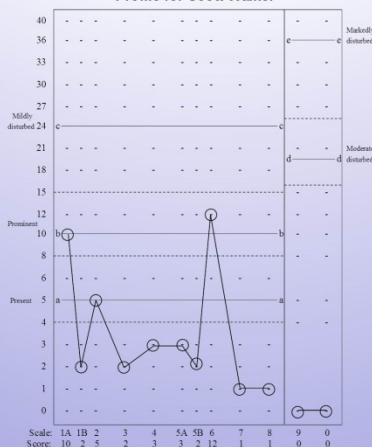
The assessment instrument was the 170-item Millon Inventory of Diagnostic Criteria (MIDC; Immelman, 2012), which assesses the attribute domains of expressive behavior, interpersonal conduct, cognitive style, mood/temperament, and self-image. The instrument contains 12 scales, yielding 20 normal and 14 pathological personality styles.

Personality Type

"Conscientious Enforcer"

Primary pattern: Conscientious / dutiful
Secondary pattern: Dominant / controlling

Millon Inventory of Diagnostic Criteria Profile for Scott Walker



Results

Table 1
MIDC Item Endorsement Rate by Attribute Domain

Attribute domain	Items
Expressive behavior	11
Interpersonal conduct	7
Cognitive style	5
Mood/temperament	5
Self-image	5
Sum	33
Mean	6.6
Standard deviation	2.3

Table 2
MIDC Scale Scores for Scott Walker

Scale	Personality pattern	Raw	RT%
1A	Dominant: Asserting–Controlling–Aggressive	10	24.4
1B	Damless: Adventurous–Disenting–Aggrandizing	2	4.9
2	Ambitious: Confident–Self-serving–Exploitative	5	12.2
3	Outgoing: Congenial–Gregarious–Impulsive	2	4.9
4	Accommodating: Cooperative–Agreeable–Submissive	3	7.3
5A	Aggrieved: Unpreparing–Self-denying–Self-defeating	3	7.3
5B	Contentious: Resolute–Oppositional–Negativistic	2	4.9
6	Conscientious: Respectful–Dutiful–Compulsive	12	29.3
7	Reticent: Circumspect–Inhibited–Withdrawn	1	2.4
8	Retiring: Reserved–Aloof–Solitary	1	2.4
Subtotal for basic personality scales		41	100.0
9	Distrusting: Suspicious–Paranoid	0	0.0
0	Erratic: Unstable–Borderline	0	0.0
Full-scale total		41	100.0



Acknowledgment
Faculty advisor: Dr. Audrey Immelman
Director, Unit for the Study of Personality in Politics


Reference
Immelman, A. (Compiler) (2012). *Millon Inventory of Diagnostic Criteria* (3rd ed.). Unpublished research scale, Unit for the Study of Personality in Politics, College of St. Benedict and St. John's University, St. Joseph and Collegeville, MN.



» <http://www.immelman.us/scott-walker/the-personality-profile-of-2016-republican-presidential-candidate-scott-walker/>

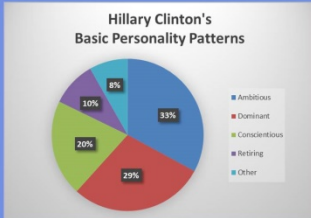
The Personality Profiles of 2016 Democratic Presidential Candidates

Hillary Clinton



The Political Personality of 2016 Democratic Presidential Nominee Hillary Clinton

Rylee R. Pool
College of St. Benedict and St. John's University
Department of Psychology



Introduction

We conducted a psychodiagnostic case study of 2016 Democratic presidential candidate Hillary Rodham Clinton. The purpose of the study was to construct a Millon-based personality profile of Clinton.

Method

The assessment instrument was the 170-item Millon Inventory of Diagnostic Criteria (MIDC; Immelman, 2012), which assesses the attribute domains of expressive behavior, interpersonal conduct, cognitive style, mood/temperament, and self-image. The instrument contains 12 scales, yielding 20 normal and 14 pathological personality styles.

Personality Type

"Adaptive Elitist Narcissist"

Primary patterns: Ambitious / self-serving and Dominant / controlling

Secondary patterns: Conscientious / dutiful and Retiring / reserved (aloof)

Millon Inventory of Diagnostic Criteria Profile for Hillary Clinton

Scale	1A	1B	2	3	4	5A	5B	6	7	8	9	0
Score	21	24	0	0	0	3	15	1	7	12	0	0


Results

Table 1 MIDC Item Endorsement Rate by Attribute Domain

Attribute domain	Items
Expressive behavior	13
Interpersonal conduct	10
Cognitive style	7
Mood temperament	9
Self-image	9
Sum	48
Mean	9.6
Standard deviation	2.0

Table 2 MIDC Scale Scores for Hillary Clinton

Scale	Personality pattern	Raw	RT%
1A	Dominant: Asserting–Controlling–Aggressive (Sadistic)	21	28.8
1B	Damless: Adventurous–Dissenting–Aggrandizing (Antisocial)	2	2.7
2	Ambitious: Confident–Self-serving–Exploitative (Narcissistic)	24	32.9
3	Outgoing: Congenial–Gregarious–Impulsive (Histrionic)	0	0.0
4	Accommodating: Cooperative–Agreeable–Submissive (Dependent)	0	0.0
5A	Aggrieved: Unpressuring–Self-denying–Self-defeating (Masochistic)	0	0.0
5B	Contentious: Resolute–Oppositional–Negativistic (Passive-aggressive)	3	4.1
6	Conscientious: Respectful–Dutiful–Compulsive (Obsessive-compulsive)	15	20.5
7	Reticent: Circumspect–Inhibited–Withdrawn (Avoidant)	1	1.4
8	Retiring: Reserved–Aloof–Solitary (Schizoid)	7	9.6
9	Distrusting: Suspicious–Paranoid (Paranoid)	12	14.1
0	Erratic: Unstable–Borderline (Borderline)	0	0.0
	Full-scale total	85	114.1



Acknowledgment
Faculty advisor: Dr. Aubrey Immelman
Director, Unit for the Study of Personality in Politics

Reference
Immelman, A. (Compiler) (2012). *Millon Inventory of Diagnostic Criteria* (3rd ed.). Unpublished research scale, Unit for the Study of Personality in Politics, College of St. Benedict and St. John's University, St. Joseph and Collegeville, MN.

» <http://www.immelman.us/hillary-clinton/the-personality-profile-of-2016-democratic-presidential-candidate-hillary-clinton/>

The Personality Profiles of 2016 Democratic Presidential Candidates

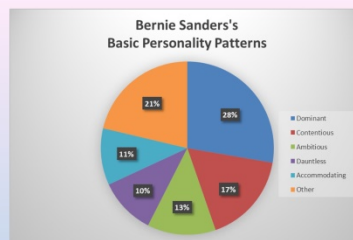
Bernie Sanders



The Political Personality of 2016 Presidential Contender Bernie Sanders

Catherine Lundstrom, Hanae Nakamoto, Jacob Wankel, Christian Grande, Joe Trenzeluk, and Atarah Pinder

College of St. Benedict and St. John's University
Department of Psychology



Introduction

We conducted a psychodiagnostic case study of Vermont senator and 2016 Democratic presidential candidate Bernie Sanders. The purpose of the study was to construct a personality profile of Sen. Sanders.

Method

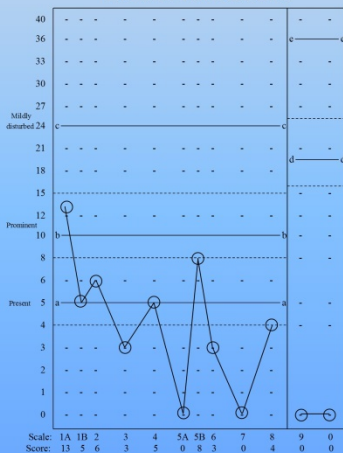
The assessment instrument was the 170-item Millon Inventory of Diagnostic Criteria (MIDC; Immelman, 2012), which assesses the attribute domains of expressive behavior, interpersonal conduct, cognitive style, mood/temperament, and self-image. The instrument contains 12 scales, yielding 20 normal and 14 pathological personality styles.

Personality Type

At his best: "Deliberative Nonconformist"
At his worst: "Domineering Negativist"

Primary patterns: Dominant / controlling and Contentious / resolute
Secondary pattern: Ambitious / confident

Millon Inventory of Diagnostic Criteria Profile for Bernie Sanders



Results

Table 1
MIDC Item Endorsement Rate by Attribute Domain

Attribute domain	Items
Expressive behavior	10
Interpersonal conduct	9
Cognitive style	6
Mood/temperament	7
Self-image	5
Sum	37
Mean	7.4
Standard deviation	1.9


Table 2
MIDC Scale Scores for Bernie Sanders

Scale	Personality pattern	Raw	RT%
1A	Dominant: Asserting-Controlling-Aggressive	13	27.7
1B	Dauntless: Adventurous-Dissenting-Aggrandizing	5	10.6
2	Ambitious: Confident-Self-serving-Exploitative	6	12.8
3	Outgoing: Congenial-Gregarious-Impulsive	3	6.4
4	Accommodating: Cooperative-Agreeable-Submissive	5	10.6
5A	Aggrieved: Unpresuming-Self-denying-Self-defeating	0	0.0
5B	Contentious: Resolute-Oppositional-Negativistic	8	17.0
6	Conscientious: Respectful-Dutiful-Compulsive	3	6.4
7	Reticent: Circumspect-Inhibited-Withdrawn	0	0.0
8	Retiring: Reserved-Aloof-Solitary	4	8.5
Subtotal for basic personality scales		47	100.0
9	Distrusting: Suspicious-Paranoid	0	0.0
0	Erratic: Unstable-Borderline	0	0.0
Full-scale total		47	100.0



Acknowledgment
Faculty Advisor: Dr. Aubrey Immelman
Director, Unit for the Study of Personality in Politics

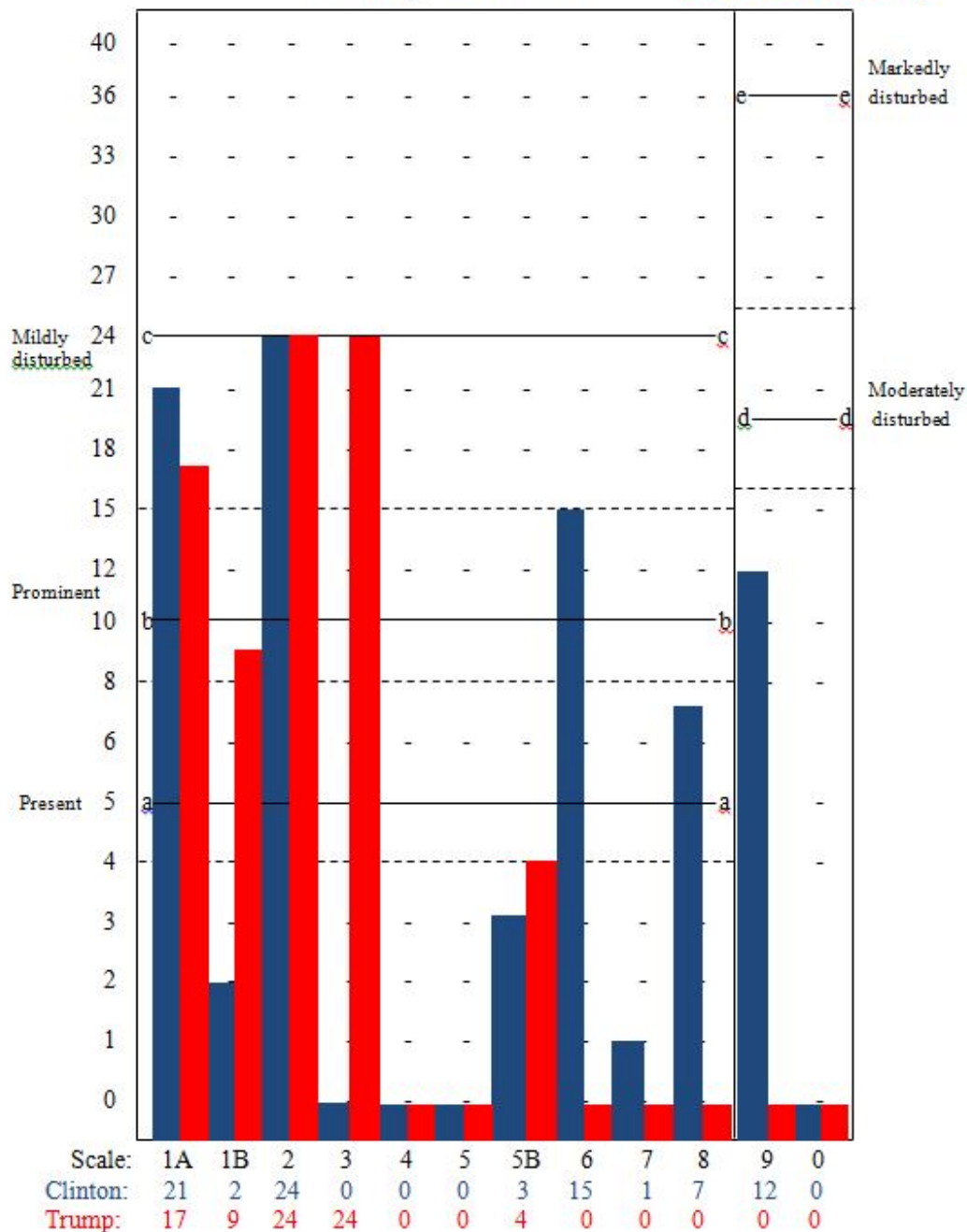
Reference
Immelman, A. (Compiler) (2012). *Millon Inventory of Diagnostic Criteria* (3rd ed.). Unpublished research scale, Unit for the Study of Personality in Politics, College of St. Benedict and St. John's University, St. Joseph and Collegetville, MN.



» <http://www.immelman.us/bernie-sanders/the-personality-profile-of-2016-democratic-presidential-candidate-bernie-sanders/>

The Personal [Presidential] Electability Index

Millon Inventory of Diagnostic Criteria Profiles for Hillary Clinton and Donald Trump



» <http://www.immelman.us/hillary-clinton/projecting-the-winner-of-the-2016-presidential-election-the-personal-electability-index/>

» <http://www.immelman.us/jeb-bush/why-donald-trump-beats-jeb-bush-the-personal-electability-index/>