

University of Washington Tacoma UW Tacoma Digital Commons

Annual Research Reports

Academic Affairs

2012

University of Washington Tacoma Annual Research Report FY2012

Kelly Fitzgerald

University of Washington - Tacoma Campus, kafg@u.washington.edu

Joel E. Baker

University of Washington Tacoma Campus, jebaker@u.washington.edu

Follow this and additional works at: https://digitalcommons.tacoma.uw.edu/research_reports

Recommended Citation

Fitzgerald, Kelly and Baker, Joel E., "University of Washington Tacoma Annual Research Report FY2012" (2012). *Annual Research Reports*. 1.

https://digitalcommons.tacoma.uw.edu/research_reports/1

This Report is brought to you for free and open access by the Academic Affairs at UW Tacoma Digital Commons. It has been accepted for inclusion in Annual Research Reports by an authorized administrator of UW Tacoma Digital Commons.

University of Washington Tacoma
Annual Research Report
FY2012

Kelly Fitzgerald
Director of Sponsored Programs

Joel Baker
*Special Assistant to the
Chancellor for Research*

SUMMARY

Excellence in teaching, scholarship, and service are the foundations of UW Tacoma. In a vigorous university, scholarship takes many forms and individual faculty scholarship follows distinct trajectories throughout their career. Despite this healthy diversity, faculty scholarship shares the core common value of active engagement in one's intellectual community. Preparation of research proposals is a valued form of scholarship at UWT, providing important opportunities to hone faculty research through peer-based evaluations. The purpose of this report is to catalog the amount and recent trends in UWT research activity as evidenced by proposal writing.

In the last five years, UW Tacoma faculty and staff have more than doubled proposal submissions from 20 proposals submitted in Fiscal Year 2008 to 43 proposals in Fiscal Year 2012. So far, 7 proposals have been submitted in the first two months of FY 2013. The average size of the proposals has grown three-fold: from \$116K in FY2008 to \$372K in FY2012. Non-academic campus units submitted 3-5 proposals per year totaling more than \$28M over the last five years.

41 different UW Tacoma faculty have submitted proposals since 2008. In FY2011, 5 faculty submitted proposals for the first time, and in FY2012, 3 faculty submitted proposals for the first time. In addition to the proposals and awards included in this report, many faculty at UWT collaborate as key personnel on proposals initiated by Principal Investigators from other UW departments and campuses. These projects are not included in proposals and awards detailed in this report. Nearly every UWT program has an active award in this category, and this type of work contributes to the research enterprise at UWT by allowing faculty here to participate in large studies and projects across UW campuses.

Not only are UW Tacoma faculty submitting more proposals than ever before, but they have been requesting larger budgets and they are successfully competing for those awards as demonstrated by the large increase in award revenue. Award revenue has increased over the last five years as well from \$307K in FY 2008 to \$1,748K in FY 2012, lead by expanding programs in Education and the creation of the Center for Urban Waters. Nearly every program at UWT has seen increases in proposal submissions and award revenue. In FY 2012, 37% of award revenue came from federal sponsors, 42% of award revenue came from Washington State agencies, and 21% came from other sources.

FY2012 Highlights

In FY 2012, UW Tacoma faculty submitted 43 proposals, seeking \$ 14.1M in external research funding. These proposals were submitted to federal agencies, Washington State agencies, non-profit organizations, foundations, local governments, and school districts. While many of the projects proposed by UW Tacoma researchers are international or national in scope, 21 of the 43 projects directly impact Washington State and the South Sound region. Of the 43 proposals submitted, 9 proposals were collaborative with either departments in other UW campuses or with outside partners and 4 proposals were collaborative across UWT programs.

CHARTS AND TRENDS

Definitions

1. **Proposals:** Proposals for research projects are submitted by UW on behalf of principal investigators or program directors in response to sponsors' requests for proposals. They are the official requests for support, are generally competitive and do not guarantee funding. Proposals may be submitted to federal, state and other governmental agencies, not-for-profit foundations, private industry and business, and other academic institutions. The number of awards requested will significantly exceed the number of awards received in a given year.
2. **Awards:** Awards are received by the University in response to submitted proposals. Rarely are projects funded without a formal request in the form of a proposal. Generally, awards are received either as grants or contracts and represent financial resources that have become available for covering the cost of research, service, or education and training. The award numbers do not include student loans, gifts to the UW or to the UW Foundation.
3. **Expenditures:** These represent completed financial transactions against the award funds. Generally, the total grant and contract expenditures for a given fiscal year will be reasonably related to the total grant and contract awards in the preceding year or two. The term direct expenditures as used in this report covers only those costs incurred in direct support of the specific project. Indirect Costs or Facilities and Administrative (F&A) costs are those incurred centrally by the University as reimbursement for centrally expended funds in support of the externally sponsored project. F&A costs in no way include any profit or revenue over expenses but are the real costs of supporting the research effort that are not specifically identified for each project, (for example, heat, electricity and water). The rates are negotiated with the U.S. Department of Health and Human Services to be used across all sponsors.
4. **Proposal and Award Data:** These were extracted from the Office of Sponsored Programs (OSP) database and the Grant and Contracts Accounting (GCA) database. Data related to the Awards and Expenditures schedules were provided by the Grant and Contract Accounting Office.

5. Gift Funds: Philanthropic funding from corporate, non-profit and individuals in support discovery, learning, athletics and UW infrastructure and special programs are not included in the proposal and award data.

Charts and Tables

The Office of Research and the Grants and Contracts Accounting Office track and report on the data relating to proposal submission and awards. UW Grant and Contract Accounting provides data on post-award expenditures. It is important to note that charts reporting the award data represent only funds received by the UW through the sponsored projects office. Sponsored Project awards are independent of funds received by the University through legislative appropriations for its core educational mission and independent of philanthropic gifts received from donors. However, charts of expenditures generally include philanthropic gifts and some research-specific direct appropriations from the state of Washington. The effect is that the expenditure data reflects a greater amount of activity relating to research, service and education, including gifts supported by organizations external to the UW. The ratio of amount of awards to expenditures cannot be calculated based on this data; however, the UW carefully monitors expenditure rates in response to federal directives to expend in a consistent manner. Detailed reports on the philanthropic awards that support the research activities included in the expenditure report are provided by the Office of Advancement in their annual report.

Because the focus of this report is to describe the research activity at UW Tacoma, several charts exclude non-academic units from the data. The two charts showing the distribution of proposals and awards to different sponsors do include data from non-academic units.

Chart 1: Chart 1 shows research proposals submitted by academic units including the library. Other Campus units are not represented in this chart.

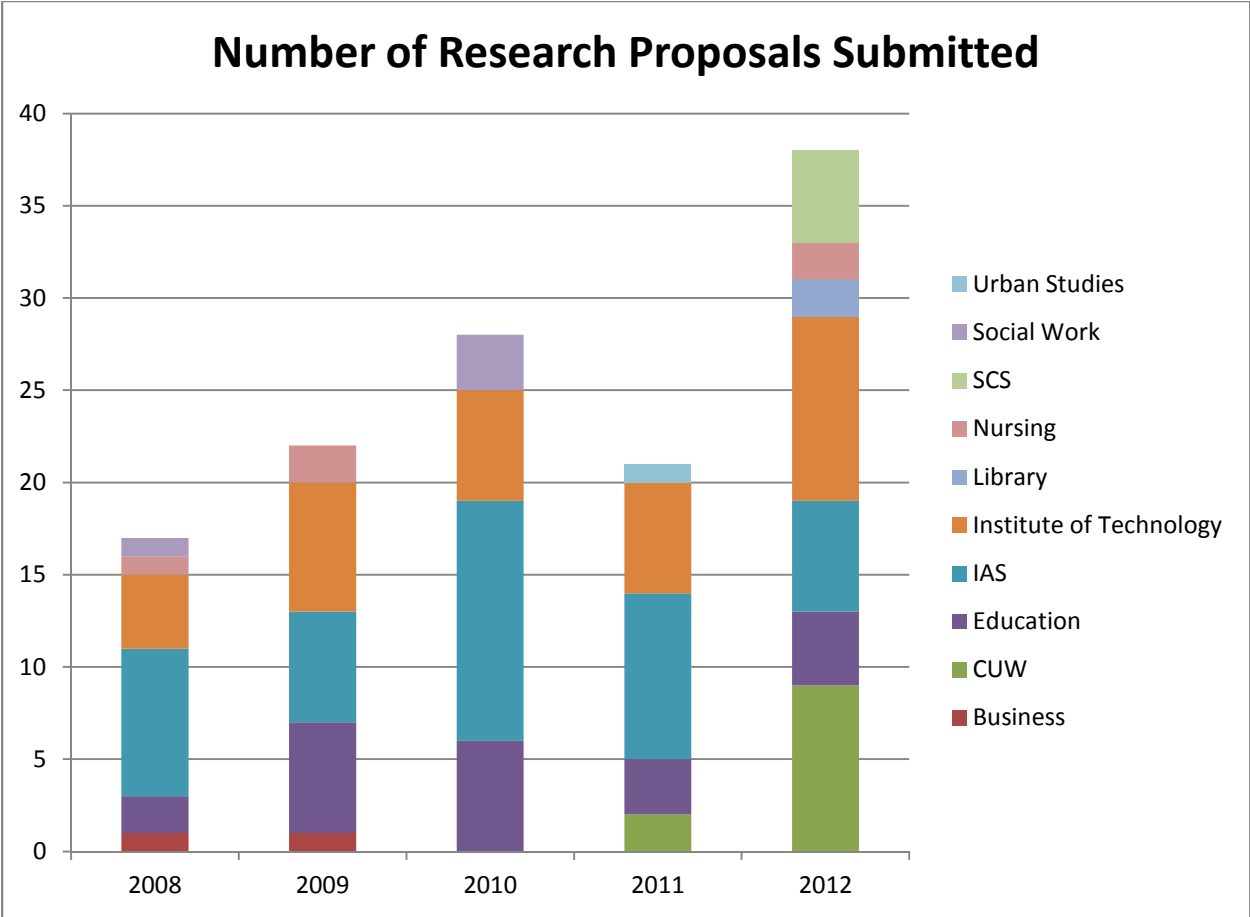


Table 1: Proposals Submitted in FY2012 by Academic Units and Other Campus Units

eGC1#	Short Title	Principal Investigator (PI)	Department	Sponsor	Sponsor Type (Category)	Total Requested
A69012	Data Dashboard	Benner, Greg	Education	Washington State Office of Superintendent of Public Instruction (OSPI)	State of Washington	\$254,727
A69019	TAPE Fees	Baker, Joel	CUW	Washington State Department of Ecology	State of Washington	\$45,936
A69023	RTI OSPI	Teredesai, Ankur	Institute of Technology	Washington State Office of Superintendent of Public Instruction (OSPI)	State of Washington	\$103,152
A69083	Stormwater BMP	Baker, Joel	CUW	Washington State Department of Ecology	State of Washington	\$325,537
A70080	WEB-TSG	Benner, Greg	Education	Institute of Education Sciences (IES)	US Department of Education (DOEd)	\$1,448,624
A70177	Discrete Mathematics	Horak, Peter	IAS	National Security Agency (NSA)	US Department of Defense (DOD)	\$24,429
A70779	Developing Developers	Tenenberg, Josh	Institute of Technology	National Science Foundation (NSF)	National Science Foundation (NSF)	\$42,042

A70785	ChargePoint America	Tremblay, Milton	Facilities	PENDING - Notify OSP of Correct Sponsor	Private Industry	\$35,000
A71199	Passport Foundation	Dinglasan-Panlilio, Mary	IAS	Washington Toxics Coalition	Association & Non-Profits	\$13,781
A71205	Columbia River Study	Dinglasan-Panlilio, Mary	IAS	Washington Toxics Coalition	Association & Non-Profits	\$32,444
A71634	The Oke - Phase 2	Friedman, Robert	Institute of Technology	National Science Foundation (NSF)	National Science Foundation (NSF)	\$720,257
A71823	Nearshore Management	Baker, Joel	CUW	Washington State Department of Fish and Wildlife	State of Washington	\$117,752
A72333	ARL Academic Libraries	Sundheim, Jennifer	Library	American Library Association (ALA)	Association & Non-Profits	\$2,988
A73028	DIP: CatchUP	Carmean, Colleen	Chancellor's Office	National Science Foundation (NSF)	National Science Foundation (NSF)	\$1,413,245
A73128	MRI: VSM Acquisition	Selkin, Peter	IAS	National Science Foundation (NSF)	National Science Foundation (NSF)	\$364,070
A73191	Hospital Readmission	Teredesai, Ankur	Institute of Technology	MultiCare Health System	Association & Non-Profits	\$173,000
A73300	Community College BSN	Adamson, Katie	Nursing	Robert Wood Johnson Foundation	Foundation	\$98,730

A73382	Urban Waterways	Baker, Joel	CUW	Environmental Protection Agency (EPA)	Other Federal	\$59,577
A73430	GPF 2012 - Wapato Lake	Gawel, James	IAS	Greater Tacoma Community Foundation	Foundation	\$9,999
A73710	Safe Schools	Benner, Greg	SCS	PENDING - Notify OSP of Correct Sponsor	Private Industry	\$949,702
A74044	Emerging Contaminants	Baker, Joel	CUW	National Science Foundation (NSF)	National Science Foundation (NSF)	\$441,762
A74362	Building Capacity EBP	Stein, Marcy	Education	WestEd	Association & Non-Profits	\$50,560
A74615	Maritime Social Media	Teredesai, Ankur	Institute of Technology	Pierce County	Other Local Government	\$103,285
A75206	Veteran Cybersecurity	Friedman, Robert	Institute of Technology	US Department of Commerce	Other Federal	\$792,626
A75294	Computer Forensics	Bai, Yan	Institute of Technology	National Science Foundation (NSF)	National Science Foundation (NSF)	\$174,669
A75362	Indoor Air Qual Data	Baker, Joel	CUW	Environmental Protection Agency (EPA)	Other Federal	\$89,474
A75386	Fed Cyber Service	Chung, Sam	Institute of Technology	National Science Foundation (NSF)	National Science Foundation (NSF)	\$899,666
A75652	EC Tracers-Groundwater	Baker, Joel	CUW	Washington State Department of Ecology	State of Washington	\$124,956

A75655	Building Bridges	Benner, Greg	SCS	Washington State Office of Superintendent of Public Instruction (OSPI)	State of Washington	\$31,066
A75697	MSL Program 2012	Friedman, Robert	Institute of Technology	Washington STEM	Association & Non-Profits	\$321,750
A75700	P Reduction Study	Gawel, James	IAS	Pierce County	Other Local Government	\$1,000
A75777	WSC-TAPE	Baker, Joel	CUW	Washington State University (WSU)	Washington School, College, University	\$208,483
A75846	Think Time Strategy	Benner, Greg	SCS	US Department of Justice (DOJ)	Other Federal	\$499,994
A75856	Juvenile Detention Ctr	Benner, Greg	SCS	US Department of Justice (DOJ)	Other Federal	\$499,993
A76471	Project ExPERRTS	Stein, Marcy	Education	Washington State Higher Education Coordinating Board	State of Washington	\$916,406
A76814	Research vs Treatment	Drevdahl, Denise J.	Nursing	Fred Hutchinson Cancer Research Center (FHCRC)	Association & Non-Profits	\$47,351
A76893	Think Time Replication	Benner, Greg	SCS	Institute of Education Sciences (IES)	US Department of Education (DOEd)	\$3,466,614
A76898	KDD	Hazel, David K	Institute of Technology	YANTRA PR	Private Industry	\$20,000

A77338	Samish Bay Watershed	Baker, Joel	CUW	US Department of Agriculture (USDA)	Other Federal	\$649,481
--------	----------------------	-------------	-----	-------------------------------------	---------------	-----------

Chart 2: Number of research proposals submitted by all campus units to different sponsor types, FY12.

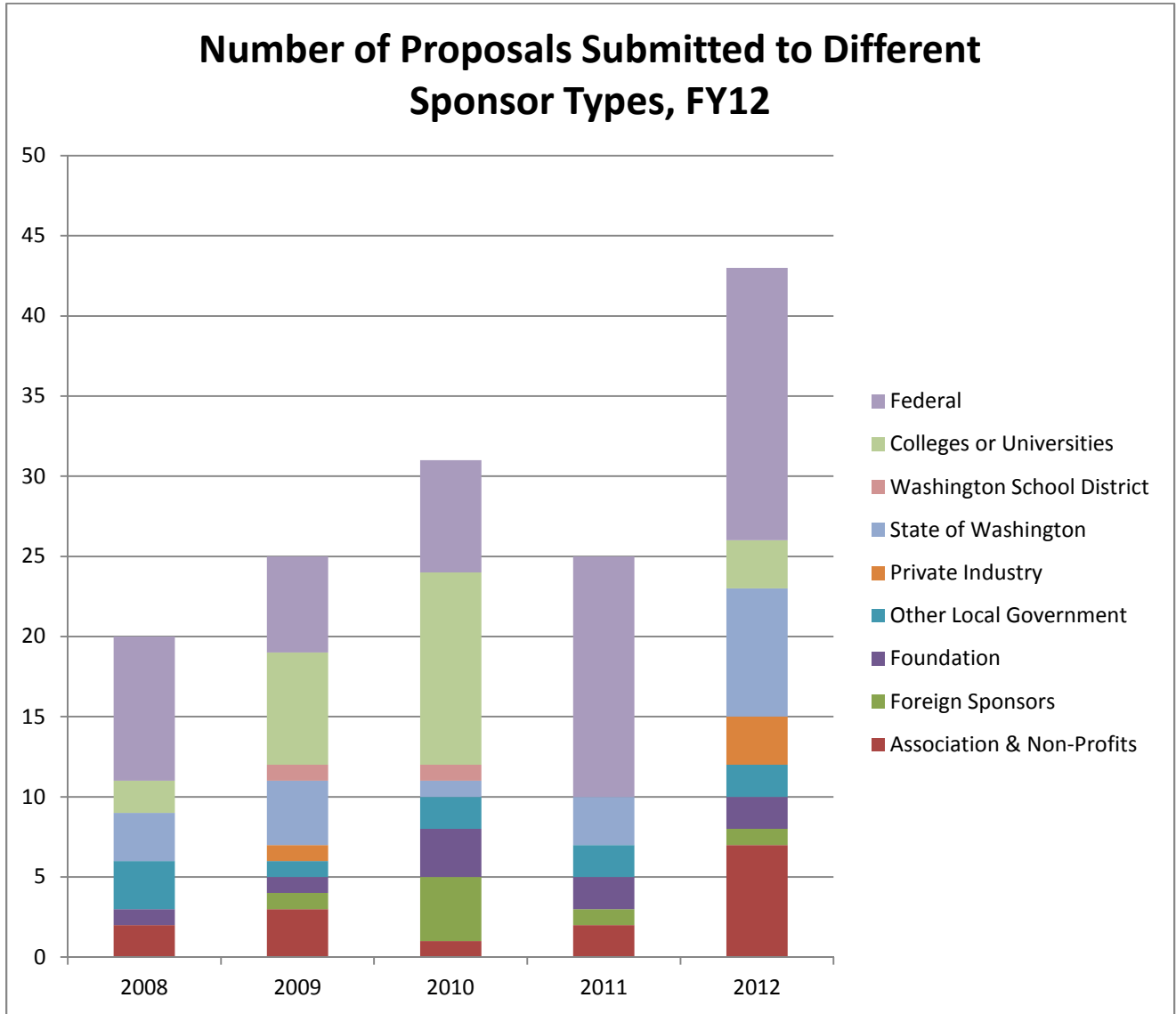


Chart 3: Average proposal request in dollars for academic units only.

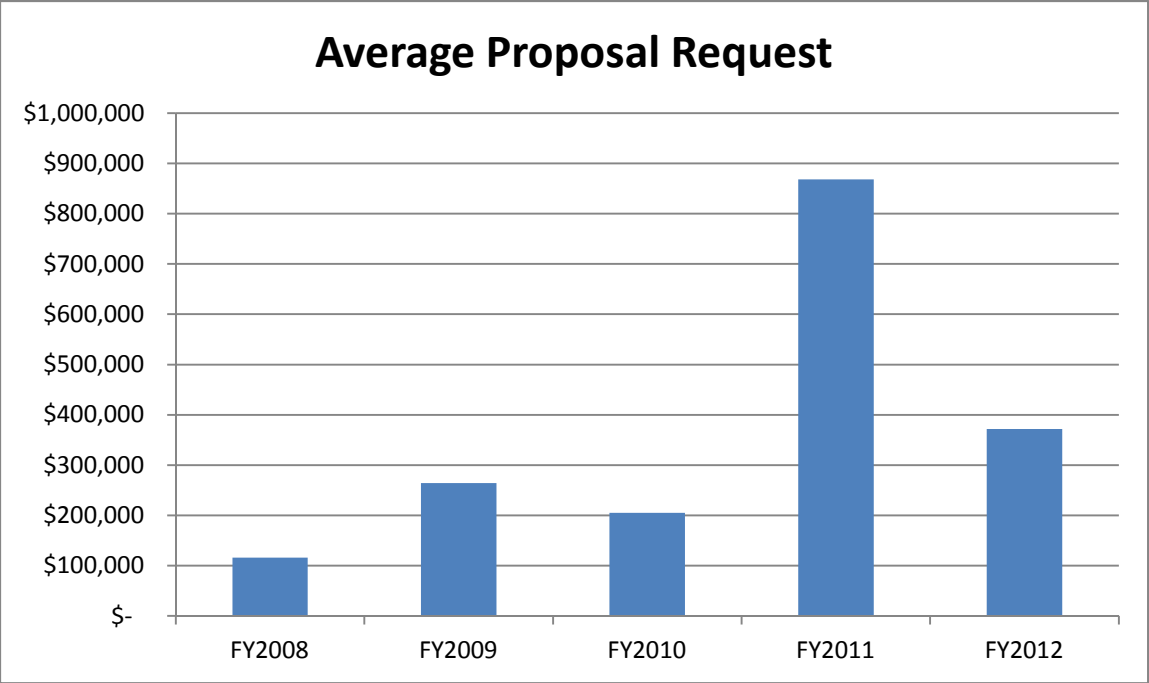


Chart 4: Total sponsored project funds awarded to academic units and the library each fiscal year. Other campus units are not included in this chart

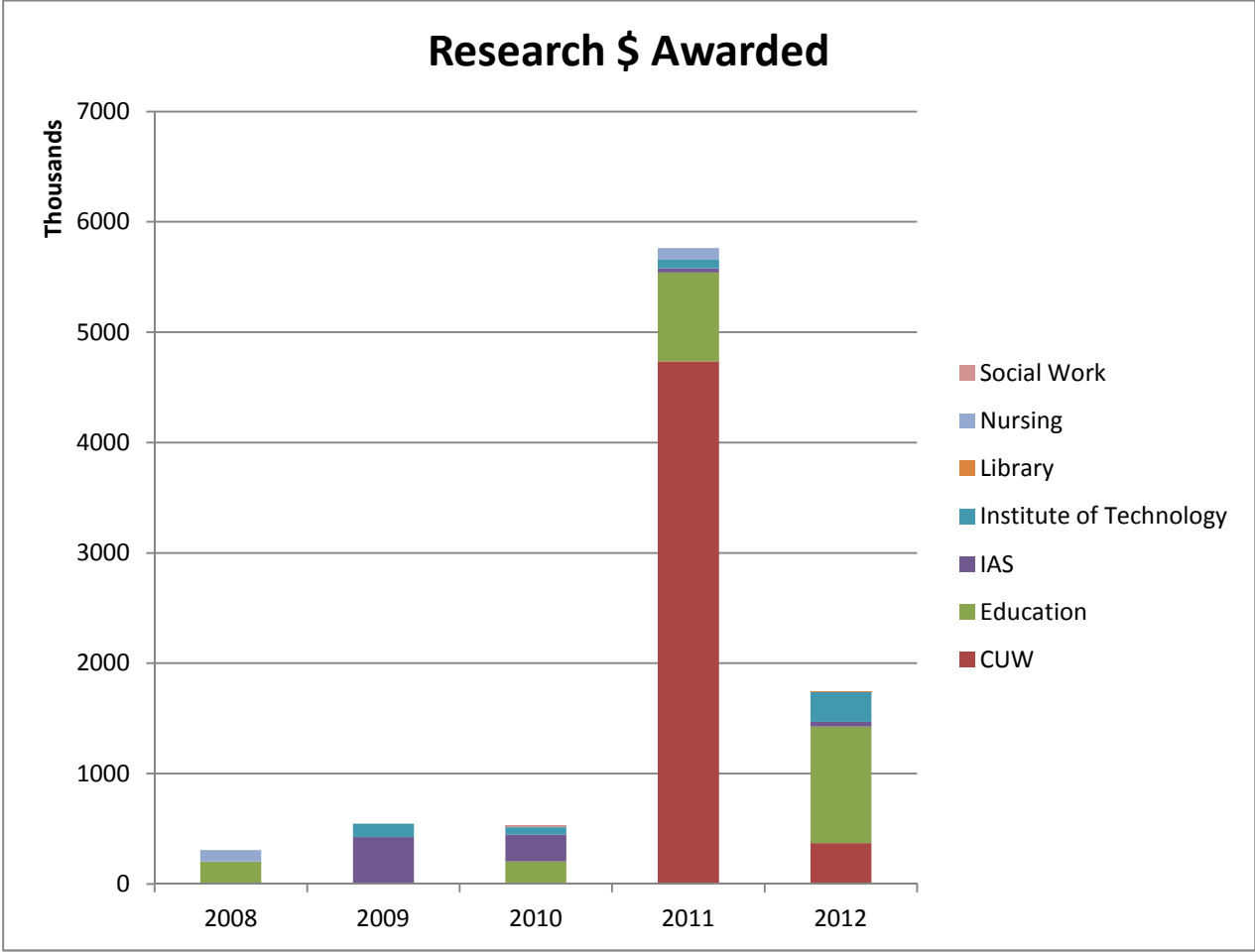


Chart 5: All funds awarded to both academic units and other Campus units for sponsored projects from different types of sponsors.

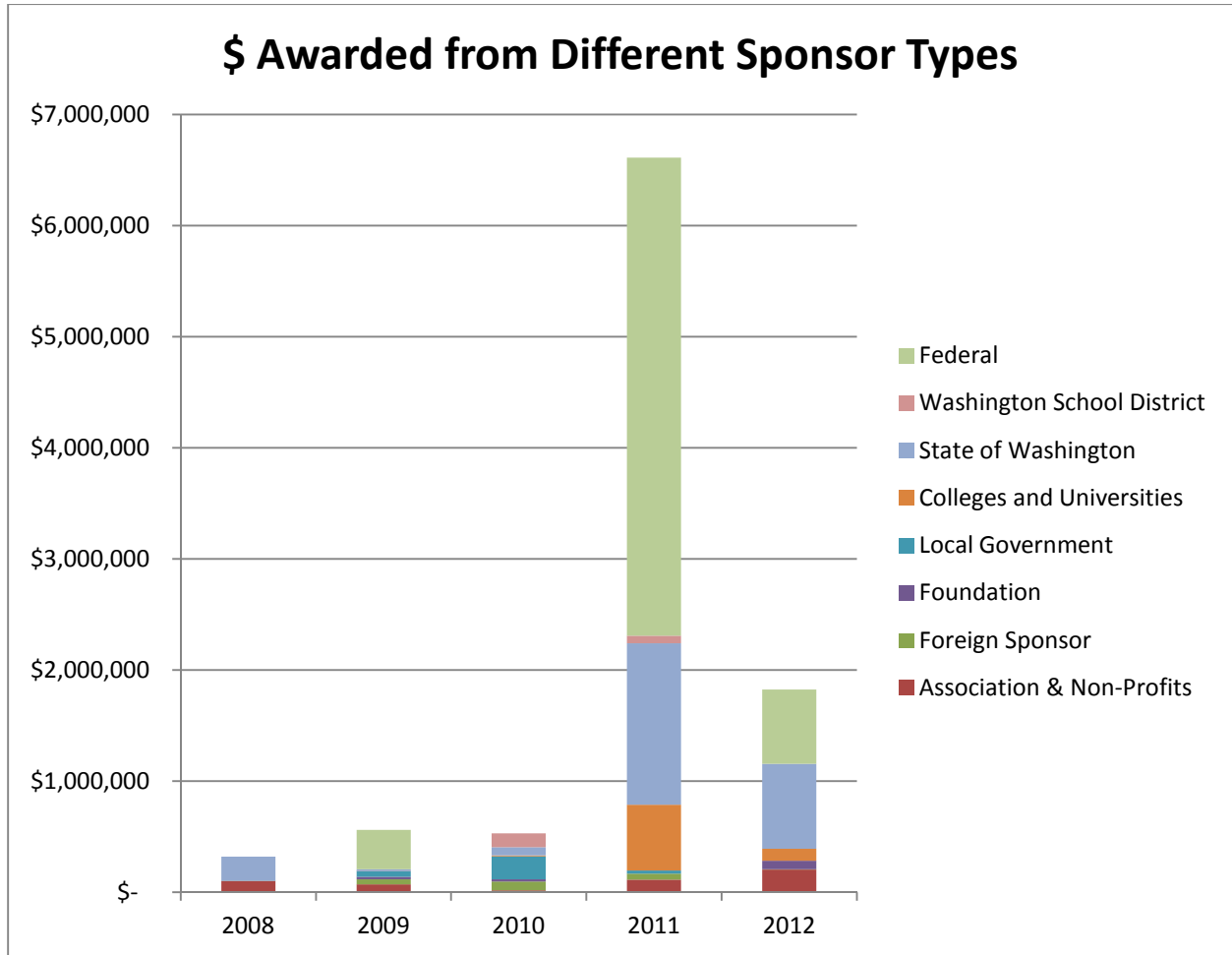


Chart 6: Annual research expenditures in the academic units.

