

University of Nebraska - Lincoln  
**DigitalCommons@University of Nebraska - Lincoln**

---

Library Philosophy and Practice (e-journal)

Libraries at University of Nebraska-Lincoln

---

Summer 8-7-2019

# SUB-FIELDS AND COUNTRIES IN THE LITERATURE OF GOUT: AN ANALYSIS

Ramakrishnan Jagannathan

*Regional Medical Library, The Tamil Nadu Dr. M.G.R. Medical University, dhanaram@yahoo.com*

Ravi Sankar G

*Regional Medical Library, The Tamil Nadu Dr. M.G.R. Medical University, ravisankar.g@tnmgrmu.ac.in*

Kotti Thavamani

*Regional Medical Library, The Tamil Nadu Dr. M.G.R. Medical University, kottithavam@gmail.com*

Follow this and additional works at: <https://digitalcommons.unl.edu/libphilprac>

 Part of the [Library and Information Science Commons](#)

---

Jagannathan, Ramakrishnan; G, Ravi Sankar; and Thavamani, Kotti, "SUB-FIELDS AND COUNTRIES IN THE LITERATURE OF GOUT: AN ANALYSIS" (2019). *Library Philosophy and Practice (e-journal)*. 2907.  
<https://digitalcommons.unl.edu/libphilprac/2907>

## **SUB-FIELDS AND COUNTRIES IN THE LITERATURE OF GOUT: AN ANALYSIS**

Dr. J. Ramakrishnan\*

Dr. G. Ravi Sankar\*\*

Dr. K. Thavamani\*\*\*

\*Deputy Librarian and \*\*S.G. Deputy Librarian, \*\*\*S.G. Library Assistant, Regional Medical Library, The Tamil Nadu Dr. M.G.R. Medical University, Guindy, Chennai – 600 032.

### **ABSTRACT**

This paper presents an analysis of Sub-Fields and Countries in the literature of Gout using bibliometric techniques. The literature covered in the database for the period 2008-2017 was considered. It shows that there is a growth of literature in the subject of study by year after year. 40.44% records were covered by Journal Article. 51 journals were needed to supply one-third of the cited records for zone-1. However, 223 journals were required to produce the second grouping of records in Zone-2, and 725 journals to yield the records that constitute Zone-3. Most frequently cited primary journals were General Medicine in the field of Gout with 40.51%. The United States is dominating the first position with 93 primary journals, England is in the second position contains 59 primary journals and Germany is in the third position contains 19 primary journals. The data reveals that publications on 'General Medicine' have resulted in a higher number of primary journals publications followed by Rheumatology, Pharmacology, Orthopedics, and Biochemistry. There were high priorities in 11 sub-fields in the USA followed by 10 in England and 8 in Germany. In other countries, the high priorities range from one discipline to five disciplines. 274 primary journals were identified in the field of Gout literature.

Key Words: Bibliometrics; Gout; MEDLINE; Bradford's law; Research Priority Index

## **INTRODUCTION**

Bibliometrics is one of the branches of Library and Information Science and the number of research is being carried out for a quantitative study of the various aspects of the literature of a given subject. It analyses quantitatively the published information based on bibliographic data elements. The aims of these types of studies were to measure national research performance in the international context or to describe the development of a science field with the help of bibliometrics. In this paper, an attempt has been made to identify the primary journals and the sub-fields and their countries in the literature of Gout using bibliometric techniques.

## **GOUT**

Gout is a form of inflammatory arthritis characterized by recurrent attacks of a red, tender, hot, and swollen joint. This occurs due to a combination of diet and genetic factors. Gout occurs more commonly in those who regularly eat meat or seafood, drink beer, or are overweight.<sup>1</sup>

## **LITERATURE REVIEW**

The bibliometric studies on mapping have analyzed allied health journal citations to determine lists of core journals in their fields.<sup>2-14</sup>; Kundra<sup>15</sup> studied the behaviour of Bradford's Law towards citation data on Indian Medical Journal. Patra and Prakash Chand<sup>16</sup> studied HIV/AIDS research in India. Ramesh Babu, B and Ramakrishnan, J studied Bradford Law of Scattering and National Patterns of Research output and priorities in Hepatitis in their different studies.<sup>17-18</sup> and also the first author of this article studied with different co-authors and used this type of methodology in different studies.<sup>19 &23</sup> The review of the literature on bibliometrics studies in the field of medicine showed that so far no quantitative study on "Sub-Fields and Countries in the field of Gout" was conducted. Hence the present study.

## **OBJECTIVES**

The objectives of this paper are:

- i. To examine the Quantum of Literature published.
- ii. To identify the publication types covered.
- iii. To identify the primary journals.
- iv. To identify the subject-wise coverage of journals.
- v. To examine the country of publication of the primary Journals.
- vi. To use the Priority Index of various countries for the different sub-fields; and,
- vii. To use the Barre formula for fixing the benchmarks for a qualitative description of the relative status of a sub-field within a country.

## **METHODOLOGY**

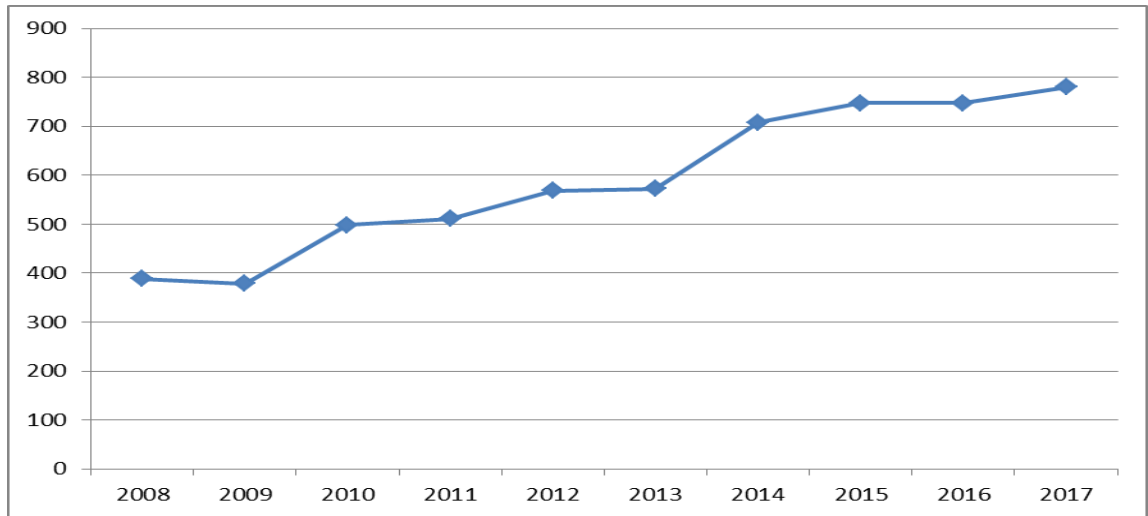
The records published during the year 2008 to 2017 in the field of Gout in the MEDLINE database which are covered in the PubMed ([www.pubmed.com](http://www.pubmed.com)) were searched and bibliographic data were collected. The records were retrieved and then converted into FoxPro and loaded in SPSS for the purpose of analysis. The keyword 'Gout' has been used for extracting the number of records available. The data thus collected has been analysed by using the following bibliometric techniques such as Bradford's law<sup>24</sup>, Research Priority Index (RPI)<sup>25</sup> and has also adopted the procedure suggested by Barre<sup>26</sup> for fixing the benchmarks for qualitative description of the relative status of a sub-field within a country.

## **ANALYSIS AND DISCUSSION**

It is seen from the Table-1 that a total of 5900 records covered in MEDLINE database about literature on Gout according to the year of publication. It shows that there is a gradual growth of literature in the subject of study by year after year. The year 2017 has marked a maximum output of 780 records out of total productivity in the study period. (Fig.1)

**Table-1 Quantum of Literature published in the field of Gout**

S.No.	Year	No. of Records	%
1	2008	389	6.59
2	2009	379	6.42
3	2010	498	8.44
4	2011	511	8.66
5	2012	569	9.64
6	2013	572	9.69
7	2014	708	12.00
8	2015	747	12.66
9	2016	747	12.66
10	2017	780	13.22
<b>Total</b>		<b>5900</b>	<b>100.00</b>

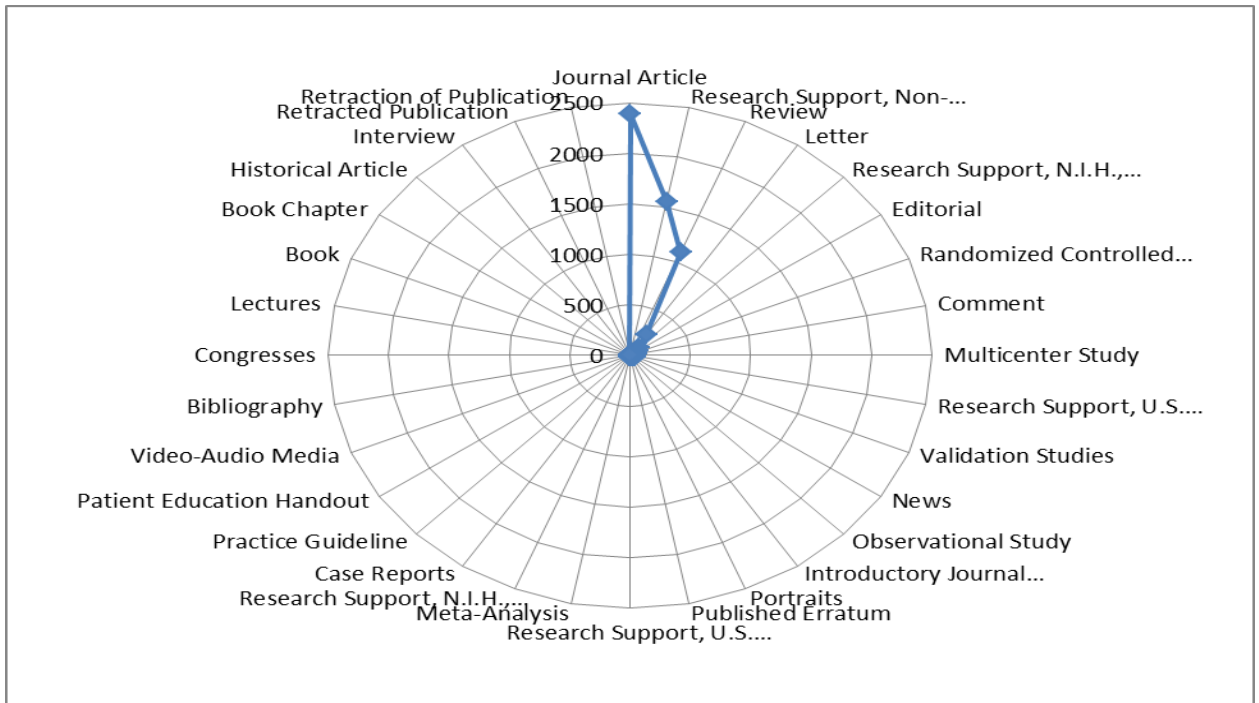


**Fig.1: Quantum of Literature published in the field of Gout**

Table-2 shows that 40.44% of records were covered by Journal Article and followed by different publication types i.e. 26.34% Research Support, Non-U.S. Gov't, 18.71% Review, 4.15% Letter, 1.86% Research Support, N.I.H., Extramural, 1.31% Editorial, 1.07% Randomized Controlled Trial, 0.93% Comment, 0.76% Multicenter Study, 0.76% Research Support, U.S. Gov't Non-P.H.S. 0.71% Validation Studies, 0.49% News and other publication types with different percentages. (Fig.2)

**TABLE – 2: Distribution of Publication Types**

<b>Publication Type</b>	<b>Total</b>	<b>%</b>
Journal Article	2386	40.44
Research Support, Non-U.S. Gov't	1554	26.34
Review	1104	18.71
Letter	245	4.15
Research Support, N.I.H., Extramural	110	1.86
Editorial	77	1.31
Randomized Controlled Trial	63	1.07
Comment	55	0.93
Multicenter Study	45	0.76
Research Support, U.S. Gov't Non-P.H.S.	45	0.76
Validation Studies	42	0.71
News	29	0.49
Observational Study	26	0.44
Introductory Journal Article	18	0.31
Portraits	14	0.24
Published Erratum	14	0.24
Research Support, U.S. Gov't P.H.S.	13	0.22
Meta-Analysis	11	0.19
Research Support, N.I.H., Intramural	9	0.15
Case Reports	7	0.12
Practice Guideline	6	0.10
Patient Education Handout	5	0.08
Video-Audio Media	5	0.08
Bibliography	3	0.05
Congresses	3	0.05
Lectures	3	0.05
Book	2	0.03
Book Chapter	2	0.03
Historical Article	1	0.02
Interview	1	0.02
Retracted Publication	1	0.02
Retraction of Publication	1	0.02
<b>TOTAL</b>	<b>5900</b>	<b>100.00</b>

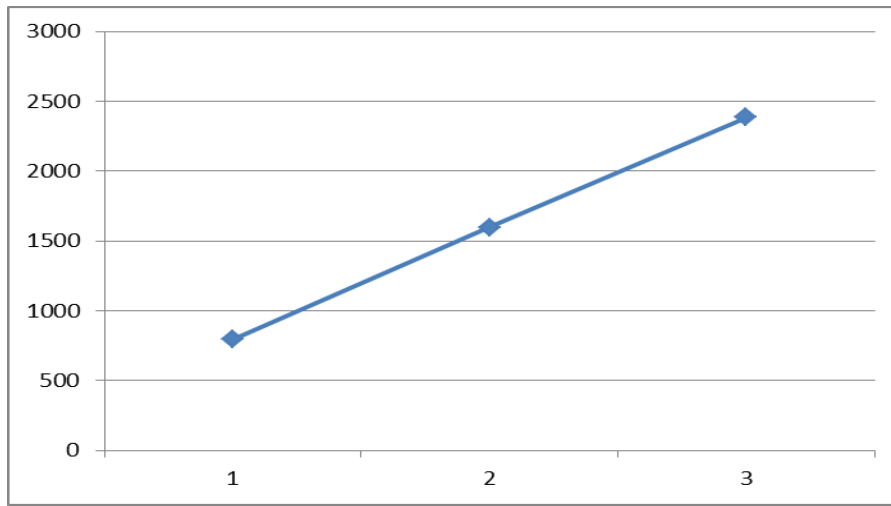


**Fig.2: Distribution of Publication Types**

The table-3 indicates that there are 2386 journal articles in the field of Gout selected for this study. The application of Bradford’s Law of Scattering represents the distribution of the Gout literature in the Journals in the MEDLINE database. Only 51 journals were needed to supply one-third of the cited journal articles for zone-1. However, 223 journals were required to produce the second grouping of journal articles in Zone-2, and 725 journals to yield the journal articles that constitute Zone-3. There were 27.43% of the cited journals produce two-thirds of the cited journal articles. (Fig.3)

**Table-3: Distribution by Zone of cited journals and Journal articles in the field of Gout**

Zone	Cited Journals		Cited Journal articles	
	No.	(%)	No.	(%)
Zone 1	51	5.11	796	33.36
Zone 2	223	22.32	802	33.61
Zone 3	725	72.57	788	33.03
<b>Total</b>	<b>999</b>	<b>100.00</b>	<b>2386</b>	<b>100.00</b>



**Fig.3: Distribution by Zone of cited journals and Journal articles**

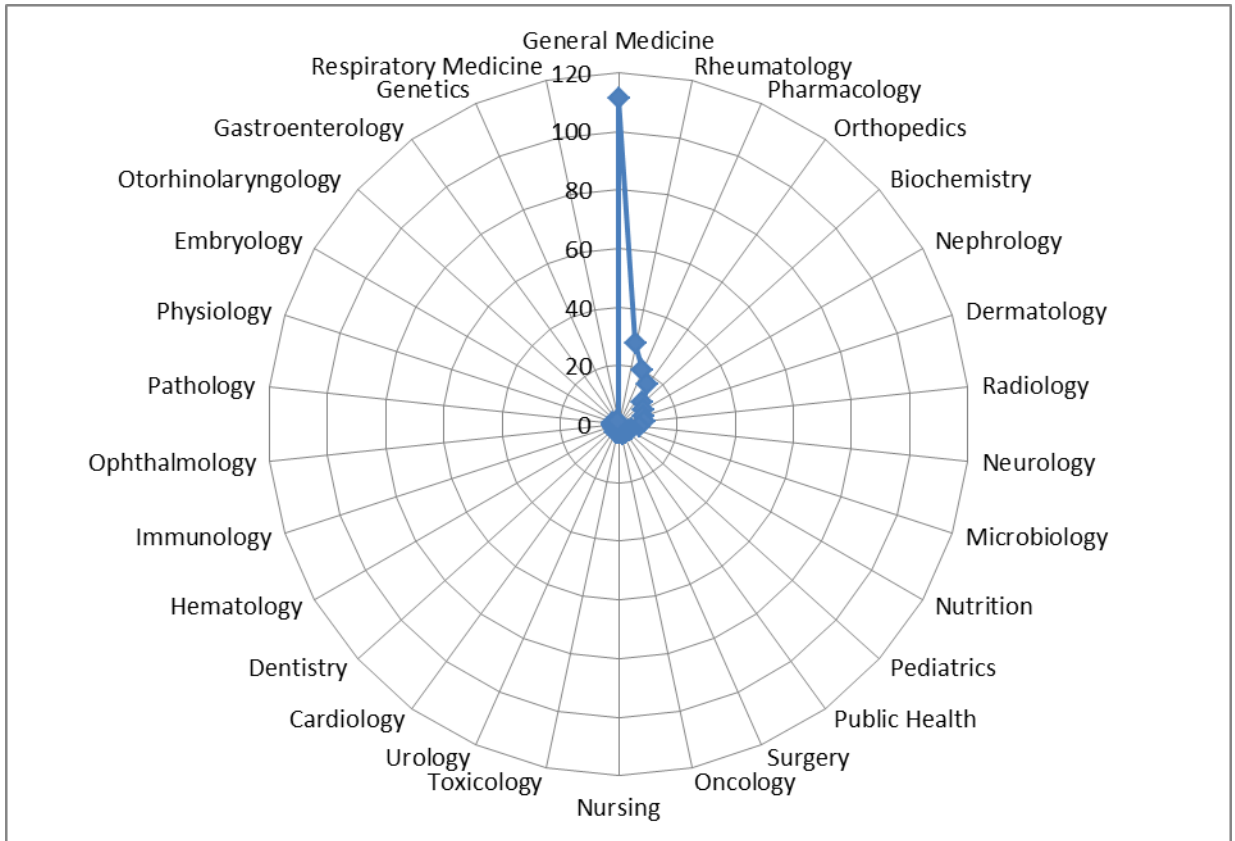
Table-4 shows that the most frequently cited primary journals were General Medicine in the field of Gout with 40.51%. Of the 274 primary journals, 111 primary journals associated with General Medicine and other primary journals were Rheumatology (28), Pharmacology (20), Orthopedics (17), Biochemistry (11), Nephrology (10), Dermatology (9), Radiology (9), Neurology (7), Microbiology (5), Nutrition (4), Pediatrics (4), Public Health (4), Surgery (4), Oncology (3), Nursing (3), Toxicology (3), Urology (3), Cardiology (2), Dentistry (2), Hematology (2), Immunology (2), Ophthalmology (2), Pathology (2), Physiology (2), Embryology (1), Otorhinolaryngology (1), Gastroenterology (1), Genetics (1) and Respiratory Medicine (1). (Fig.4)

**Table-4: Subject-wise coverage of primary journals**

S. No.	Subject	Frequency	Percentage	Cumulative %
1.	General Medicine	111	40.52	40.52
2.	Rheumatology	28	10.22	50.74
3.	Pharmacology	20	7.31	58.05
4.	Orthopedics	17	6.21	64.26



5.	Biochemistry	11	4.02	68.28
6.	Nephrology	10	3.66	71.94
7.	Dermatology	9	3.29	75.23
8.	Radiology	9	3.29	78.52
9.	Neurology	7	2.55	81.07
10.	Microbiology	5	1.82	82.89
11.	Nutrition	4	1.46	84.35
12.	Pediatrics	4	1.46	85.81
13.	Public Health	4	1.46	87.27
14.	Surgery	4	1.46	88.73
15.	Oncology	3	1.09	89.82
16.	Nursing	3	1.09	90.91
17.	Toxicology	3	1.09	92.00
18.	Urology	3	1.09	93.09
19.	Cardiology	2	0.73	93.82
20.	Dentistry	2	0.73	94.55
21.	Hematology	2	0.73	95.28
22.	Immunology	2	0.73	96.01
23.	Ophthalmology	2	0.73	96.74
24.	Pathology	2	0.73	97.47
25.	Physiology	2	0.73	98.20
26.	Embryology	1	0.36	98.56
27.	Otorhinolaryngology	1	0.36	98.92
28.	Gastroenterology	1	0.36	99.28
29.	Genetics	1	0.36	99.64
30.	Respiratory Medicine	1	0.36	100.00
<b>Total</b>		<b>274</b>	<b>100.00</b>	

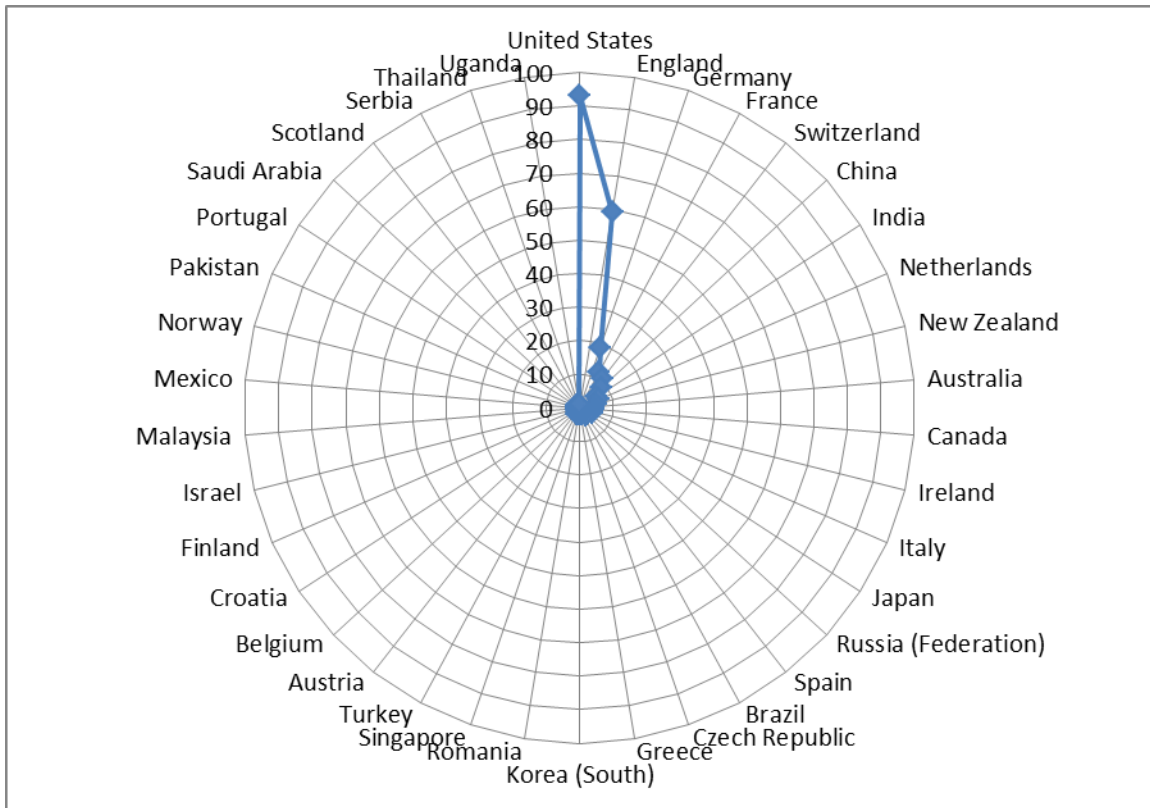


**Fig.4: Subject-wise coverage of primary journals**

Table-5 shows that out of the 274 primary journals produced 1598 journal articles in the literature of Gout. The United States is dominating the first position with 93 primary journals, England is in the second position contains 59 primary journals and Germany is in the third position contains 19 primary journals and other countries were i.e. France (12), Switzerland (11), China (9), India (6), Netherlands (6), New Zealand (5), Australia (4), Canada (4), Ireland (4), Italy (4), Japan (3), Russia (Federation) (3), Spain (3), Brazil (2), Czech Republic (2), Greece (2), Korea (South) (2), Romania (2), Singapore (2), Turkey (2), Austria (1), Belgium (1), Croatia (1), Finland (1), Israel (1), Malaysia (1), Mexico (1), Norway (1), Pakistan (1), Portugal (1), Saudi Arabia (1), Scotland (1), Serbia (1), Thailand (1) and Uganda (1). (Fig. 5).

**Table-5: Ranking of Country of the Primary Journals in the field of Gout**

<b>S.No.</b>	<b>Name of the Country</b>	<b>No. of Journals</b>	<b>%</b>
1.	United States	93	33.94
2.	England	59	21.53
3.	Germany	19	6.93
4.	France	12	4.38
5.	Switzerland	11	4.01
6.	China	9	3.28
7.	India	6	2.19
8.	Netherlands	6	2.19
9.	New Zealand	5	1.82
10.	Australia	4	1.46
11.	Canada	4	1.46
12.	Ireland	4	1.46
13.	Italy	4	1.46
14.	Japan	3	1.09
15.	Russia (Federation)	3	1.09
16.	Spain	3	1.09
17.	Brazil	2	0.73
18.	Czech Republic	2	0.73
19.	Greece	2	0.73
20.	Korea (South)	2	0.73
21.	Romania	2	0.73
22.	Singapore	2	0.73
23.	Turkey	2	0.73
24.	Austria	1	0.36
25.	Belgium	1	0.36
26.	Croatia	1	0.36
27.	Finland	1	0.36
28.	Israel	1	0.36
29.	Malaysia	1	0.36
30.	Mexico	1	0.36
31.	Norway	1	0.36
32.	Pakistan	1	0.36
33.	Portugal	1	0.36
34.	Saudi Arabia	1	0.36
35.	Scotland	1	0.36
36.	Serbia	1	0.36
37.	Thailand	1	0.36
38.	Uganda	1	0.36
<b>Total</b>		<b>274</b>	<b>100.00</b>



**Fig.5 Ranking of Country of the Primary Journals in the field of Gout**

**Publication of Primary Journals output of various countries in different sub-fields of Gout**

The distributions of countries in the sub-fields of primary journals for the period 2008-2017 are shown in Tables-6 & 7. For the analysis purpose, the sub-fields output has been presented in two groups i.e. Biochemistry to Nursing is presented in the first table and another is Nutrition to Urology presented in the second table. The data reveals in the two tables that publications on ‘General Medicine’ have resulted in higher number (111) of primary journals publications followed by ‘Rheumatology’ (28), ‘Pharmacology’ (20), ‘Orthopedics’ (17) and ‘Biochemistry’ (11). The outputs in other sub-fields were in the range between 1 to 9 contributions. Further, it is also noticed that the quantum of research output in these five major areas has shown the significant productivity of primary journals in the field of Gout.

**Table-6: Publication of Primary Journals output of various countries in different sub-fields  
(Biochemistry to Nursing) of Gout**

<b>Country</b>	<b>Bioche</b>	<b>Cardio</b>	<b>Den</b>	<b>Der</b>	<b>Embr</b>	<b>Ent</b>	<b>Gas</b>	<b>Gene</b>	<b>Hema</b>	<b>Immu</b>	<b>Med</b>	<b>Micro</b>	<b>Neph</b>	<b>Neuro</b>	<b>Nur</b>
Australia	0	0	0	1	0	0	0	0	0	0	2	0	0	0	0
Austria	0	0	0	0	0	0	0	0	0	0	1	0	0	0	0
Belgium	0	0	0	0	0	0	0	0	0	0	1	0	0	0	0
Brazil	0	0	0	0	0	0	0	1	0	0	0	0	0	0	0
Canada	0	0	0	0	0	0	0	0	0	0	2	0	0	0	0
China	0	0	0	0	0	0	0	0	0	0	8	0	0	0	0
Croatia	0	0	0	0	0	0	0	0	0	0	0	0	0	0	0
Czech Republic	0	0	0	0	0	0	0	0	0	0	1	0	0	0	0
England	3	1	1	2	0	0	1	0	1	1	26	1	2	2	2
Finland	0	0	0	0	0	0	0	0	0	0	1	0	0	0	0
France	0	0	0	0	0	0	0	0	0	0	5	1	0	1	0
Germany	0	0	0	2	0	0	0	0	0	0	4	1	1	0	0
Greece	0	0	0	0	0	0	0	0	0	0	1	0	0	0	0
India	0	0	0	1	0	0	0	0	0	0	1	0	1	0	0
Ireland	2	0	0	0	0	0	0	0	0	0	0	0	0	0	0
Israel	0	0	0	0	0	0	0	0	0	0	1	0	0	0	0
Italy	0	0	0	0	0	0	0	0	0	0	1	0	1	0	0
Japan	0	0	0	0	0	0	0	0	0	0	2	0	0	0	0
Korea (South)	0	0	0	0	0	0	0	0	0	0	2	0	0	0	0
Malaysia	0	0	0	0	0	0	0	0	0	0	1	0	0	0	0
Mexico	0	0	0	0	0	0	0	0	0	0	0	0	0	0	0
Netherlands	2	1	0	0	0	0	0	0	0	0	1	0	0	0	0
New Zealand	0	0	0	0	0	0	0	0	0	0	2	0	0	0	0
Norway	0	0	0	0	0	0	0	0	0	0	1	0	0	0	0
Pakistan	0	0	0	0	0	0	0	0	0	0	0	0	0	0	0
Portugal	0	0	0	0	0	0	0	0	0	0	0	0	0	0	0
Romania	0	0	0	0	1	0	0	0	0	0	1	0	0	0	0
Russia	0	0	0	0	0	0	0	0	0	0	3	0	0	0	0
Saudi Arabia	0	0	0	0	0	0	0	0	0	0	0	0	1	0	0
Scotland	0	0	0	0	0	0	0	0	0	0	0	0	0	0	0
Serbia	0	0	0	0	0	0	0	0	0	0	1	0	0	0	0
Singapore	0	0	0	0	0	0	0	0	0	0	2	0	0	0	0
Spain	0	0	0	1	0	0	0	0	0	0	1	0	0	0	0
Switzerland	0	0	0	0	0	0	0	0	0	1	3	2	1	1	0
Thailand	0	0	0	0	0	0	0	0	0	0	1	0	0	0	0
Turkey	0	0	0	0	0	0	0	0	0	0	0	0	0	0	0
Uganda	0	0	0	0	0	0	0	0	0	0	1	0	0	0	0
United States	4	0	1	2	0	1	0	0	1	0	34	0	3	3	1
<b>Total</b>	<b>11</b>	<b>2</b>	<b>2</b>	<b>9</b>	<b>1</b>	<b>1</b>	<b>1</b>	<b>1</b>	<b>2</b>	<b>2</b>	<b>111</b>	<b>5</b>	<b>10</b>	<b>7</b>	<b>3</b>

**Table-7: Publication of Primary Journals output of various countries in different sub-fields (Nutrition to Urology) of Gout**

Country	Nutri	Onco	Oph	Ortho	Patho	Pedia	Phar	Phy	Pub Hea	Radio	Respi	Rheu	Sur	Tox	Uro	Tot
Australia	0	0	0	0	0	0	0	0	1	0	0	0	0	0	0	4
Austria	0	0	0	0	0	0	0	0	0	0	0	0	0	0	0	1
Belgium	0	0	0	0	0	0	0	0	0	0	0	0	0	0	0	1
Brazil	0	0	0	0	0	0	0	0	0	0	0	1	0	0	0	2
Canada	0	0	0	0	0	0	0	0	0	0	0	1	0	0	1	4
China	0	0	0	1	0	0	0	0	0	0	0	0	0	0	0	9
Croatia	0	0	0	0	0	0	0	0	0	0	0	1	0	0	0	1
Czech Republic	0	0	0	1	0	0	0	0	0	0	0	0	0	0	0	2
England	2	1	0	1	0	0	4	0	0	0	0	5	0	3	0	59
Finland	0	0	0	0	0	0	0	0	0	0	0	0	0	0	0	1
France	0	0	1	0	0	1	1	0	0	1	0	1	0	0	0	12
Germany	0	0	0	2	0	1	3	0	0	2	0	3	0	0	0	19
Greece	0	1	0	0	0	0	0	0	0	0	0	0	0	0	0	2
India	0	0	0	1	0	0	2	0	0	0	0	0	0	0	0	6
Ireland	0	0	0	0	0	0	1	0	0	1	0	0	0	0	0	4
Israel	0	0	0	0	0	0	0	0	0	0	0	0	0	0	0	1
Italy	0	0	0	0	0	0	0	0	0	0	0	2	0	0	0	4
Japan	0	0	0	0	0	0	1	0	0	0	0	0	0	0	0	3
Korea (South)	0	0	0	0	0	0	0	0	0	0	0	0	0	0	0	2
Malaysia	0	0	0	0	0	0	0	0	0	0	0	0	0	0	0	1
Mexico	0	0	0	1	0	0	0	0	0	0	0	0	0	0	0	1
Netherlands	1	0	0	0	0	0	0	0	0	1	0	0	0	0	0	6
New Zealand	0	0	0	0	0	0	2	0	0	0	0	1	0	0	0	5
Norway	0	0	0	0	0	0	0	0	0	0	0	0	0	0	0	1
Pakistan	0	0	0	0	0	0	1	0	0	0	0	0	0	0	0	1
Portugal	0	0	0	0	0	0	0	0	0	0	0	1	0	0	0	1
Romania	0	0	0	0	0	0	0	0	0	0	0	0	0	0	0	2
Russia	0	0	0	0	0	0	0	0	0	0	0	0	0	0	0	3
Saudi Arabia	0	0	0	0	0	0	0	0	0	0	0	0	0	0	0	1
Scotland	0	0	0	1	0	0	0	0	0	0	0	0	0	0	0	1
Serbia	0	0	0	0	0	0	0	0	0	0	0	0	0	0	0	1
Singapore	0	0	0	0	0	0	0	0	0	0	0	0	0	0	0	2
Spain	0	0	0	0	0	0	0	0	0	0	0	1	0	0	0	3
Switzerland	0	0	0	0	0	0	1	1	0	0	0	0	0	0	1	11
Thailand	0	0	0	0	0	0	0	0	0	0	0	0	0	0	0	1
Turkey	0	0	0	0	0	1	0	0	0	0	0	0	1	0	0	2
Uganda	0	0	0	0	0	0	0	0	0	0	0	0	0	0	0	1
United States	1	1	1	9	2	1	4	1	3	4	1	11	3	0	1	93
Total	4	3	2	17	2	4	20	2	4	9	1	28	4	3	3	274

Based on the **RPI (Research Priority Index)** matrix, a detailed Priority Index of various countries for the different sub-fields during 2008-2017 are presented in two Tables-8 and 9 for the analysis purpose. This paper has adopted the procedure suggested by Barre<sup>18</sup> for fixing the benchmarks for qualitative description of the relative status of a sub-field within a country, as shown in Table-10. Based on the Barre formula, the priority profiles of different sub-fields in various countries are given in the Tables-10 and 11. In these tables, a “row” represents the priority status of different sub-fields in a given country, whereas a “column” indicates the priority status of the given sub-field in different countries. If all the sub-fields are concentrated in the middle, three categories of the five-point scale, as shown in Table-10, the profile can be considered as more or less homogeneous, i.e. research effort is diffused and there are no clear-cut priorities. On the other hand, if none of the sub-fields are in the middle three categories, the profile is differentiated, i.e. there are clear-cut priorities<sup>19</sup>.

It is seen from the tables-11 &12 that the research period covering from 2008-2017, there were high priorities in 11 sub-fields in the USA followed by 10 in England and 8 in Germany. In other countries, the high priorities range from one discipline to five disciplines. In other words, there are priorities either high or low because, most of the sub-fields in each country concentrated in the four categories namely ++, +, -, 0. However, in the research priority profile are more or less homogenous and seems a majority of the sub-fields in many countries are concentrated in the four categories. It is also observed that many sub-fields in many countries have shown NIL productions.

**Table-8: RPI of various countries in different sub-fields (Biochemistry to Nursing) of Gout**

Country	Bioche	Cardio	Den	Der	Embr	Ent	Gas	Gene	Hema	Immu	Med	Micro	Neph	Neuro	Nur
Australia	0	0	0	761	0	0	0	0	0	0	123	0	0	0	0
Austria	0	0	0	0	0	0	0	0	0	0	247	0	0	0	0
Belgium	0	0	0	0	0	0	0	0	0	0	247	0	0	0	0
Brazil	0	0	0	0	0	0	0	13700	0	0	0	0	0	0	0
Canada	0	0	0	0	0	0	0	0	0	0	123	0	0	0	0
China	0	0	0	0	0	0	0	0	0	0	219	0	0	0	0





Italy	0	0	0	0	0	0	0	0	0	0	0	489	0	0	0	100
Japan	0	0	0	0	0	0	457	0	0	0	0	0	0	0	0	100
Korea (South)	0	0	0	0	0	0	0	0	0	0	0	0	0	0	0	100
Malaysia	0	0	0	0	0	0	0	0	0	0	0	0	0	0	0	100
Mexico	0	0	0	1612	0	0	0	0	0	0	0	0	0	0	0	100
Netherlands	1142	0	0	0	0	0	0	0	0	507	0	0	0	0	0	100
New Zealand	0	0	0	0	0	0	548	0	0	0	0	196	0	0	0	100
Norway	0	0	0	0	0	0	0	0	0	0	0	0	0	0	0	100
Pakistan	0	0	0	0	0	0	1370	0	0	0	0	0	0	0	0	100
Portugal	0	0	0	0	0	0	0	0	0	0	0	979	0	0	0	100
Romania	0	0	0	0	0	0	0	0	0	0	0	0	0	0	0	100
Russia	0	0	0	0	0	0	0	0	0	0	0	0	0	0	0	100
Saudi Arabia	0	0	0	0	0	0	0	0	0	0	0	0	0	0	0	100
Scotland	0	0	0	1612	0	0	0	0	0	0	0	0	0	0	0	100
Serbia	0	0	0	0	0	0	0	0	0	0	0	0	0	0	0	100
Singapore	0	0	0	0	0	0	0	0	0	0	0	0	0	0	0	100
Spain	0	0	0	0	0	0	0	0	0	0	0	326	0	0	0	100
Switzerland	0	0	0	0	0	0	125	1245	0	0	0	0	0	0	830	100
Thailand	0	0	0	0	0	0	0	0	0	0	0	0	0	0	0	100
Turkey	0	0	0	0	0	3425	0	0	0	0	0	0	3425	0	0	100
Uganda	0	0	0	0	0	0	0	0	0	0	0	0	0	0	0	100
United States	74	98	147	156	295	74	59	147	221	131	295	116	221	0	98	100

**Table-10: Benchmarks for Qualitative Description**

Scale	Priority status	Symbolic representation
PI < 70	Low	--
70 < PI < 90	Below average	-
90 < PI < 110	Average	0
110 < PI < 130	Above average	+
PI > 130	High	++

**Table-11: RPI of various countries in different sub-fields (Biochemistry to Nursing) of Gout**

Country	Bioche	Cardio	Den	Der	Embr	Ent	Gas	Gene	Hema	Immu	Med	Micro	Neph	Neuro	Nur
Australia	NIL	NIL	NIL	++	NIL	NIL	NIL	NIL	NIL	NIL	+	NIL	NIL	NIL	NIL
Austria	NIL	NIL	NIL	NIL	NIL	NIL	NIL	NIL	NIL	NIL	++	NIL	NIL	NIL	NIL
Belgium	NIL	NIL	NIL	NIL	NIL	NIL	NIL	NIL	NIL	NIL	++	NIL	NIL	NIL	NIL
Brazil	NIL	NIL	NIL	NIL	NIL	NIL	NIL	++	NIL	NIL	NIL	NIL	NIL	NIL	NIL
Canada	NIL	NIL	NIL	NIL	NIL	NIL	NIL	NIL	NIL	NIL	+	NIL	NIL	NIL	NIL
China	NIL	NIL	NIL	NIL	NIL	NIL	NIL	NIL	NIL	NIL	++	NIL	NIL	NIL	NIL
Croatia	NIL	NIL	NIL	NIL	NIL	NIL	NIL	NIL	NIL	NIL	NIL	NIL	NIL	NIL	NIL
Czech Republic	NIL	NIL	NIL	NIL	NIL	NIL	NIL	NIL	NIL	NIL	+	NIL	NIL	NIL	NIL
England	+	++	++	0	NIL	NIL	++	NIL	++	++	0	0	0	++	++
Finland	NIL	NIL	NIL	NIL	NIL	NIL	NIL	NIL	NIL	NIL	++	NIL	NIL	NIL	NIL
France	NIL	NIL	NIL	NIL	NIL	NIL	NIL	NIL	NIL	NIL	0	++	NIL	++	NIL
Germany	NIL	NIL	NIL	++	NIL	NIL	NIL	NIL	NIL	NIL	--	++	++	NIL	NIL
Greece	NIL	NIL	NIL	NIL	NIL	NIL	NIL	NIL	NIL	NIL	+	NIL	NIL	NIL	NIL
India	NIL	NIL	NIL	++	NIL	NIL	NIL	NIL	NIL	NIL	--	NIL	++	NIL	NIL
Ireland	++	NIL	NIL	NIL	NIL	NIL	NIL	NIL	NIL	NIL	NIL	NIL	NIL	NIL	NIL
Israel	NIL	NIL	NIL	NIL	NIL	NIL	NIL	NIL	NIL	NIL	++	NIL	NIL	NIL	NIL

Italy	NIL	NIL	NIL	NIL	NIL	NIL	NIL	NIL	NIL	NIL	--	NIL	++	NIL	NIL
Japan	NIL	NIL	NIL	NIL	NIL	NIL	NIL	NIL	NIL	NIL	++	NIL	NIL	NIL	NIL
Korea (South)	NIL	NIL	NIL	NIL	NIL	NIL	NIL	NIL	NIL	NIL	++	NIL	NIL	NIL	NIL
Malaysia	NIL	NIL	NIL	NIL	NIL	NIL	NIL	NIL	NIL	NIL	++	NIL	NIL	NIL	NIL
Mexico	NIL	NIL	NIL	NIL	NIL	NIL	NIL	NIL	NIL	NIL	NIL	NIL	NIL	NIL	NIL
Netherlands	++	++	NIL	NIL	NIL	NIL	NIL	NIL	NIL	NIL	--	NIL	NIL	NIL	NIL
New Zealand	NIL	NIL	NIL	NIL	NIL	NIL	NIL	NIL	NIL	NIL	0	NIL	NIL	NIL	NIL
Norway	NIL	NIL	NIL	NIL	NIL	NIL	NIL	NIL	NIL	NIL	++	NIL	NIL	NIL	NIL
Pakistan	NIL	NIL	NIL	NIL	NIL	NIL	NIL	NIL	NIL	NIL	NIL	NIL	NIL	NIL	NIL
Portugal	NIL	NIL	NIL	NIL	NIL	NIL	NIL	NIL	NIL	NIL	NIL	NIL	NIL	NIL	NIL
Romania	NIL	NIL	NIL	NIL	++	NIL	NIL	NIL	NIL	NIL	+	NIL	NIL	NIL	NIL
Russia	NIL	NIL	NIL	NIL	NIL	NIL	NIL	NIL	NIL	NIL	++	NIL	NIL	NIL	NIL
Saudi Arabia	NIL	NIL	NIL	NIL	NIL	NIL	NIL	NIL	NIL	NIL	NIL	NIL	++	NIL	NIL
Scotland	NIL	NIL	NIL	NIL	NIL	NIL	NIL	NIL	NIL	NIL	NIL	NIL	NIL	NIL	NIL
Serbia	NIL	NIL	NIL	NIL	NIL	NIL	NIL	NIL	NIL	NIL	++	NIL	NIL	NIL	NIL
Singapore	NIL	NIL	NIL	NIL	NIL	NIL	NIL	NIL	NIL	NIL	++	NIL	NIL	NIL	NIL
Spain	NIL	NIL	NIL	++	NIL	NIL	NIL	NIL	NIL	NIL	-	NIL	NIL	NIL	NIL
Switzerland	NIL	NIL	NIL	NIL	NIL	NIL	NIL	NIL	NIL	++	--	++	++	++	NIL
Thailand	NIL	NIL	NIL	NIL	NIL	NIL	NIL	NIL	NIL	NIL	++	NIL	NIL	NIL	NIL
Turkey	NIL	NIL	NIL	NIL	NIL	NIL	NIL	NIL	NIL	NIL	NIL	NIL	NIL	NIL	NIL
Uganda	NIL	NIL	NIL	NIL	NIL	NIL	NIL	NIL	NIL	NIL	++	NIL	NIL	NIL	NIL
United States	0	NIL	++	--	NIL	++	NIL	NIL	++	NIL	-	NIL	-	+	0

**Table-12: RPI of various countries in different sub-fields (Nutrition to Urology) of Gout**

Country	Nutri	Onco	Oph	Ortho	Patho	Pedia	Phar	Phy	Pub Hea	Radio	Respi	Rheu	Sur	Tox	Uro
Australia	NIL	NIL	NIL	NIL	NIL	NIL	NIL	NIL	++	NIL	NIL	NIL	NIL	NIL	NIL
Austria	NIL	NIL	NIL	NIL	NIL	NIL	NIL	NIL	NIL	NIL	NIL	NIL	NIL	NIL	NIL
Belgium	NIL	NIL	NIL	NIL	NIL	NIL	NIL	NIL	NIL	NIL	NIL	NIL	NIL	NIL	NIL
Brazil	NIL	NIL	NIL	NIL	NIL	NIL	NIL	NIL	NIL	NIL	NIL	++	NIL	NIL	NIL
Canada	NIL	NIL	NIL	NIL	NIL	NIL	NIL	NIL	NIL	NIL	NIL	++	NIL	NIL	++
China	NIL	NIL	NIL	++	NIL	NIL	NIL	NIL	NIL	NIL	NIL	NIL	NIL	NIL	NIL
Croatia	NIL	NIL	NIL	NIL	NIL	NIL	NIL	NIL	NIL	NIL	NIL	++	NIL	NIL	NIL
Czech Republic	NIL	NIL	NIL	++	NIL	NIL	NIL	NIL	NIL	NIL	NIL	NIL	NIL	NIL	NIL
England	++	++	NIL	--	NIL	NIL	0	NIL	NIL	NIL	NIL	-	NIL	++	NIL
Finland	NIL	NIL	NIL	NIL	NIL	NIL	NIL	NIL	NIL	NIL	NIL	NIL	NIL	NIL	NIL
France	NIL	NIL	++	NIL	NIL	++	+	NIL	NIL	++	NIL	-	NIL	NIL	NIL
Germany	NIL	NIL	NIL	++	NIL	++	++	NIL	NIL	++	NIL	++	NIL	NIL	NIL
Greece	NIL	++	NIL	NIL	NIL	NIL	NIL	NIL	NIL	NIL	NIL	NIL	NIL	NIL	NIL
India	NIL	NIL	NIL	++	NIL	NIL	++	NIL	NIL	NIL	NIL	NIL	NIL	NIL	NIL
Ireland	NIL	NIL	NIL	NIL	NIL	NIL	++	NIL	NIL	++	NIL	NIL	NIL	NIL	NIL
Israel	NIL	NIL	NIL	NIL	NIL	NIL	NIL	NIL	NIL	NIL	NIL	NIL	NIL	NIL	NIL
Italy	NIL	NIL	NIL	NIL	NIL	NIL	NIL	NIL	NIL	NIL	NIL	++	NIL	NIL	NIL
Japan	NIL	NIL	NIL	NIL	NIL	NIL	++	NIL	NIL	NIL	NIL	NIL	NIL	NIL	NIL
Korea (South)	NIL	NIL	NIL	NIL	NIL	NIL	NIL	NIL	NIL	NIL	NIL	NIL	NIL	NIL	NIL
Malaysia	NIL	NIL	NIL	NIL	NIL	NIL	NIL	NIL	NIL	NIL	NIL	NIL	NIL	NIL	NIL
Mexico	NIL	NIL	NIL	++	NIL	NIL	NIL	NIL	NIL	NIL	NIL	NIL	NIL	NIL	NIL
Netherlands	++	NIL	NIL	NIL	NIL	NIL	NIL	NIL	NIL	++	NIL	NIL	NIL	NIL	NIL
New Zealand	NIL	NIL	NIL	NIL	NIL	NIL	++	NIL	NIL	NIL	NIL	++	NIL	NIL	NIL
Norway	NIL	NIL	NIL	NIL	NIL	NIL	NIL	NIL	NIL	NIL	NIL	NIL	NIL	NIL	NIL
Pakistan	NIL	NIL	NIL	NIL	NIL	NIL	++	NIL	NIL	NIL	NIL	NIL	NIL	NIL	NIL
Portugal	NIL	NIL	NIL	NIL	NIL	NIL	NIL	NIL	NIL	NIL	NIL	++	NIL	NIL	NIL

Romania	NIL	NIL	NIL	NIL	NIL	NIL	NIL	NIL	NIL	NIL	NIL	NIL	NIL	NIL	NIL
Russia	NIL	NIL	NIL	NIL	NIL	NIL	NIL	NIL	NIL	NIL	NIL	NIL	NIL	NIL	NIL
Saudi Arabia	NIL	NIL	NIL	NIL	NIL	NIL	NIL	NIL	NIL	NIL	NIL	NIL	NIL	NIL	NIL
Scotland	NIL	NIL	NIL	++	NIL	NIL	NIL	NIL	NIL	NIL	NIL	NIL	NIL	NIL	NIL
Serbia	NIL	NIL	NIL	NIL	NIL	NIL	NIL	NIL	NIL	NIL	NIL	NIL	NIL	NIL	NIL
Singapore	NIL	NIL	NIL	NIL	NIL	NIL	NIL	NIL	NIL	NIL	NIL	NIL	NIL	NIL	NIL
Spain	NIL	NIL	NIL	NIL	NIL	NIL	NIL	NIL	NIL	NIL	++	NIL	NIL	NIL	NIL
Switzerland	NIL	NIL	NIL	NIL	NIL	NIL	+	++	NIL	NIL	NIL	NIL	NIL	NIL	++
Thailand	NIL	NIL	NIL	NIL	NIL	NIL	NIL	NIL	NIL	NIL	NIL	NIL	NIL	NIL	NIL
Turkey	NIL	NIL	NIL	NIL	NIL	++	NIL	NIL	NIL	NIL	NIL	NIL	++	NIL	NIL
Uganda	NIL	NIL	NIL	NIL	NIL	NIL	NIL	NIL	NIL	NIL	NIL	NIL	NIL	NIL	NIL
United States	-	0	++	++	++	-	--	++	++	++	++	+	++	NIL	0

The table-13 shows that there are 274 primary journals in the field of Gout literature. Out of these primary journals, it is identified that the “Journal of clinical rheumatology” published by the United States has contributed 73 journal articles and it is in the first position, followed by “Clinical Rheumatology” has contributed 46 journal articles published by Germany and “The Journal of Rheumatology” has contributed 37 journal articles published by Canada and other primary journals contribute 3 journal articles to 34 journal articles in the field of Gout literature.

**Table-13: Primary Journals in the field of Gout**

S.No.	Name of Journals	No. of Journal Articles	Country of Publications
1.	Journal of Clinical Rheumatology	73	United States
2.	Clinical Rheumatology	46	Germany
3.	The Journal of Rheumatology	37	Canada
4.	Rheumatology International	34	Germany
5.	Joint, Bone, Spine : Revue Du Rhumatisme	32	France
6.	Plos One	28	United States
7.	Scientific Reports	26	England
8.	Rheumatology	24	England
9.	BMJ Case Reports	23	England
10.	International Journal of Rheumatic Diseases	22	England
11.	Annals of the Rheumatic Diseases	21	England
12.	Reumatologia Clinica	21	Spain
13.	Journal of Ethnopharmacology	20	Ireland
14.	Arthritis and Rheumatism	18	United States
15.	Nature Reviews. Rheumatology	16	United States
16.	Acta Reumatologica Portuguesa	15	Portugal

17.	Arthritis Care & Research	15	United States
18.	Nucleosides, Nucleotides & Nucleic Acids	15	United States
19.	Medicine	14	United States
20.	Zeitschrift Fur Rheumatologie	14	Germany
21.	Clinical and Experimental Rheumatology	13	Italy
22.	Orthopedics	13	United States
23.	Zhonghua Nei Ke Za Zhi	12	China
24.	Arthritis Research & Therapy	11	England
25.	Evidence	11	England
26.	MMW Fortschritte Der Medizin	11	Germany
27.	Prescrire International	11	France
28.	Terapevticheskii Arkhiv	11	Russia (Federation)
29.	Value In Health : The Journal of the International Society For Pharmacoeconomics	11	United States
30.	Deutsche Medizinische Wochenschrift	10	Germany
31.	Internal Medicine	10	Japan
32.	La Revue De Medecine Interne	10	France
33.	Reumatizam	10	Croatia
34.	The New Zealand Medical Journal	10	New Zealand
35.	Nederlands Tijdschrift Voor Geneeskunde	9	Netherlands
36.	American Family Physician	8	United States
37.	BMC Complementary and Alternative Medicine	8	England
38.	BMJ (Clinical Research Ed.)	8	England
39.	Food Research International (Ottawa, Ont.)	8	Canada
40.	Journal of Foot and Ankle Research	8	England
41.	Nursing Standard (Royal College of Nursing (Great Britain) : 1987)	8	England
42.	The American Journal of Medicine	8	United States
43.	Appetite	7	England
44.	Bioorganic & Medicinal Chemistry Letters	7	England
45.	Internal Medicine Journal	7	Australia
46.	Journal of Clinical Pharmacy and Therapeutics	7	England
47.	Lancet (London, England)	7	England
48.	Modern Rheumatology	7	United States
49.	Revue Neurologique	7	France
50.	RMD Open	7	England
51.	Seminars in Arthritis and Rheumatism	7	United States
52.	Clinical and Experimental Dermatology	6	England
53.	Clinical Nephrology	6	Germany
54.	Food & Function	6	England
55.	International Journal of Dermatology	6	England
56.	Journal of Nephrology	6	Italy
57.	La Revue Du Praticien	6	France
58.	Praxis	6	Switzerland
59.	QJM : Monthly Journal of the Association of Physicians	6	England
60.	Revue Medicale Suisse	6	Switzerland

61.	Sichuan Da Xue Xue Bao. Yi Xue Ban = Journal of Sichuan University. Medical	6	China
62.	Skeletal Radiology	6	Germany
63.	The Journal of Foot and Ankle Surgery	6	United States
64.	The Journal of Hand Surgery	6	United States
65.	The New England Journal of Medicine	6	United States
66.	American Journal of Therapeutics	5	United States
67.	Bulletin of the Hospital for Joint Disease	5	United States
68.	Clinical Nuclear Medicine	5	United States
69.	Current Rheumatology Reports	5	United States
70.	Dermatology Online Journal	5	United States
71.	Dukemedicine Healthnews	5	United States
72.	Frontiers in Immunology	5	Switzerland
73.	Hand	5	United States
74.	JAAPA : Official Journal of the American Academy of Physician Assistants	5	United States
75.	Journal of Medical Case Reports	5	England
76.	Journal of Orthopaedic Case Reports	5	India
77.	Journal of Primary Health Care	5	Australia
78.	Medicina Clinica	5	Spain
79.	Oncotarget	5	United States
80.	Pakistan Journal of Pharmaceutical Sciences	5	Pakistan
81.	Pharmaceutical Biology	5	England
82.	PM & R : The Journal of Injury, Function, and Rehabilitation	5	United States
83.	Reumatismo	5	Italy
84.	Revista Brasileira De Reumatologia	5	Brazil
85.	Singapore Medical Journal	5	Singapore
86.	The Journal of Family Practice	5	United States
87.	The Journal of the Association of Physicians of India	5	India
88.	The Medical Journal of Australia	5	Australia
89.	The Nurse Practitioner	5	United States
90.	The Turkish Journal of Pediatrics	5	Turkey
91.	Transplantation Proceedings	5	United States
92.	Zhonghua Yi Xue Za Zhi	5	China
93.	AJR. American Journal of Roentgenology	4	United States
94.	American Journal of Health	4	United States
95.	Annals of Internal Medicine	4	United States
96.	Biological & Pharmaceutical Bulletin	4	Japan
97.	BMC Musculoskeletal Disorders	4	England
98.	British Journal of Haematology	4	England
99.	Case Reports in Medicine	4	United States
100.	Case Reports in Rheumatology	4	United States
101.	Cleveland Clinic Journal of Medicine	4	United States
102.	Clinical Journal of the American Society of Nephrology : CJASN	4	United States
103.	Der Internist	4	Germany

104.	Drugs	4	Switzerland
105.	European Radiology	4	Germany
106.	Experimental and Clinical Transplantation	4	Turkey
107.	Experimental and Therapeutic Medicine	4	Greece
108.	Frontiers in Cellular Neuroscience	4	Switzerland
109.	Genetics and Molecular Research : GMR	4	Brazil
110.	International Journal of Clinical and Experimental Medicine	4	United States
111.	JAMA	4	United States
112.	Journal of Clinical Hypertension	4	United States
113.	Journal of Korean Medical Science	4	Korea (South)
114.	Journal of the Medical Association of Thailand	4	Thailand
115.	Klinicheskaja Meditsina	4	Russia (Federation)
116.	Molecules	4	Switzerland
117.	Nihon Rinsho. Japanese Journal of Clinical Medicine	4	Japan
118.	Open Access Rheumatology : Research and Reviews	4	New Zealand
119.	Pharmacognosy Magazine	4	India
120.	Pharmacotherapy	4	United States
121.	Renal Failure	4	England
122.	Saudi Journal of Kidney Diseases and Transplantation	4	Saudi Arabia
123.	Scandinavian Journal of Rheumatology	4	England
124.	Spine	4	United States
125.	The Journal of Urology	4	United States
126.	The Pan African Medical Journal	4	Uganda
127.	The Practitioner	4	England
128.	Therapeutics And Clinical Risk Management	4	New Zealand
129.	Zhongguo Zhong Xi Yi Jie He Za Zhi Zhongguo Zhongxiyi Jiehe Zazhi = Chinese	4	China
130.	Academic Radiology	3	United States
131.	ACG Case Reports Journal	3	United States
132.	ACS Medicinal Chemistry Letters	3	United States
133.	ACS Omega	3	United States
134.	Acta Chirurgiae Orthopaedicae Et Traumatologiae Cechoslovaca	3	Czech Republic
135.	Acta Clinica Belgica	3	England
136.	Acta Ortopedica Mexicana	3	Mexico
137.	Actas Dermo	3	Spain
138.	Advances in Gerontology = Uspekhi Gerontologii	3	Russia (Federation)
139.	Allergy, Asthma, and Clinical Immunology	3	England
140.	American Journal of Kidney Diseases	3	United States
141.	American Journal of Nephrology	3	Switzerland
142.	American Journal of Orthopedics	3	United States
143.	American Journal of Pharmaceutical Education	3	United States
144.	Annals of the Academy of Medicine, Singapore	3	Singapore
145.	Annals of the New York Academy of Sciences	3	United States
146.	Anticancer Research	3	Greece
147.	Applied Microbiology and Biotechnology	3	Germany

148.	Archiv Der Pharmazie	3	Germany
149.	Archives De Pediatrie : Organe Officiel De La Societe Francaise De Pediatrie	3	France
150.	Archives of Cardiovascular Diseases	3	Netherlands
151.	Archives of Dermatology	3	United States
152.	Archives of Neurology	3	United States
153.	Archives of Orthopaedic and Trauma Surgery	3	Germany
154.	Arthritis	3	United States
155.	Arthritis & Rheumatology	3	United States
156.	Avian Diseases	3	United States
157.	Beijing Da Xue Xue Bao. Yi Xue Ban = Journal Of Peking University. Health	3	China
158.	Biomed Research International	3	United States
159.	Biomedical Reports	3	England
160.	Biomedicine & Pharmacotherapy = Biomedecine & Pharmacotherapie	3	France
161.	Bioorganic & Medicinal Chemistry	3	England
162.	Biosensors & Bioelectronics	3	England
163.	Blood	3	United States
164.	BMC Family Practice	3	England
165.	BMC Medical Genetics	3	England
166.	BMC Research Notes	3	England
167.	BMJ Open	3	England
168.	BMJ Quality Improvement Reports	3	England
169.	Bulletin of the NYU Hospital for Joint Diseases	3	United States
170.	Canadian Urological Association Journal	3	Canada
171.	Case Reports in Nephrology and Urology	3	Switzerland
172.	Cases Journal	3	England
173.	Casopis Lekarů Ceskych	3	Czech Republic
174.	Cell Biochemistry and Biophysics	3	United States
175.	Cellular and Molecular Biology	3	France
176.	Cellular Physiology and Biochemistry	3	Switzerland
177.	Chemical Senses	3	England
178.	Chemico	3	Ireland
179.	Chemistry and Physics of Lipids	3	Ireland
180.	Chemistry Central Journal	3	England
181.	Chest	3	United States
182.	Chinese Journal of Natural Medicines	3	China
183.	Chirurgie De La Main	3	France
184.	Clinica Chimica Acta; International Journal of Clinical Chemistry	3	Netherlands
185.	Clinical and Experimental Hypertension	3	England
186.	Clinical Biochemistry	3	United States
187.	Clinical Cancer Research	3	United States
188.	Clinical Kidney Journal	3	England
189.	Clinical Medicine Insights. Arthritis and Musculoskeletal Disorders	3	United States
190.	Clinical Therapeutics	3	United States

191.	Clinical Toxicology	3	England
192.	Clinics in Podiatric Medicine and Surgery	3	United States
193.	CMAJ : Canadian Medical Association Journal	3	Canada
194.	Colorectal Disease	3	England
195.	Connecticut Medicine	3	United States
196.	Cornea	3	United States
197.	Cureus	3	United States
198.	Current Therapeutic Research, Clinical and Experimental	3	United States
199.	Cutaneous and Ocular Toxicology	3	England
200.	Cutis	3	United States
201.	Cytotechnology	3	United States
202.	Dental Update	3	England
203.	Der Hautarzt; Zeitschrift Fur Dermatologie, Venerologie, Und Verwandte Gebiete	3	Germany
204.	Der Unfallchirurg	3	Germany
205.	Diagnostic Cytopathology	3	United States
206.	Drug Design, Development and Therapy	3	New Zealand
207.	Drugs & Aging	3	New Zealand
208.	Duodecim; Laaketieteellinen Aikakauskirja	3	Finland
209.	Ear, Nose, & Throat Journal	3	United States
210.	European Journal of Clinical Pharmacology	3	Germany
211.	European Journal of Emergency Medicine	3	England
212.	European Journal of Heart Failure	3	England
213.	European Journal of Radiology	3	Ireland
214.	Food and Chemical Toxicology	3	England
215.	Foot & Ankle Specialist	3	United States
216.	Foot	3	Scotland
217.	Giornale Italiano Di Nefrologia : Organo Ufficiale Della Societa Italiana Di	3	Italy
218.	Hypertension Research	3	England
219.	Indian Journal of Dermatology, Venereology and Leprology	3	India
220.	Indian Journal of Nephrology	3	India
221.	Indian Journal of Pharmacology	3	India
222.	Inflammation	3	United States
223.	International Journal of Clinical Pharmacology and Therapeutics	3	Germany
224.	International Journal of Molecular Sciences	3	Switzerland
225.	JAMA Internal Medicine	3	United States
226.	JBJS Case Connector	3	United States
227.	JBR	3	Germany
228.	Journal De Radiologie	3	France
229.	Journal Francais D'ophtalmologie	3	France
230.	Journal of Chromatography	3	Netherlands
231.	Journal of Community Hospital Internal Medicine Perspectives	3	United States
232.	Journal of Food Science	3	United States
233.	Journal of Oncology Pharmacy Practice	3	England



234.	Journal of Oral and Maxillofacial Surgery	3	United States
235.	Journal of Pharmaceutical and Biomedical Analysis	3	England
236.	Journal of Radiology Case Reports	3	United States
237.	Journal of the Science of Food and Agriculture	3	England
238.	Kidney International	3	United States
239.	Mayo Clinic Health Letter	3	United States
240.	Mayo Clinic Proceedings	3	England
241.	Medical Hypotheses	3	United States
242.	Medicinal Chemistry	3	Netherlands
243.	Medicine and Health, Rhode Island	3	United States
244.	Multiple Sclerosis	3	England
245.	Neurology	3	United States
246.	Nursing Older People	3	England
247.	Nutrition, Metabolism, and Cardiovascular Diseases : NMCD	3	Netherlands
248.	Orthopedic Nursing	3	United States
249.	Pediatric Emergency Care	3	United States
250.	Pediatric Nephrology	3	Germany
251.	Pharmacogenomics	3	England
252.	Physiology & Behavior	3	United States
253.	Planta Medica	3	Germany
254.	Practical Neurology	3	England
255.	Presse Medicale	3	France
256.	Revista Medico	3	Romania
257.	Revue Medicale De Liege	3	Belgium
258.	Romanian Journal of Morphology and Embryology	3	Romania
259.	Springerplus	3	Switzerland
260.	Srpski Arhiv Za Celokupno Lekarstvo	3	Serbia
261.	The Annals of Pharmacotherapy	3	United States
262.	The Australasian Journal of Dermatology	3	Australia
263.	The Israel Medical Association Journal : IMAJ	3	Israel
264.	The Journal of Arthroplasty	3	United States
265.	The Kaohsiung Journal of Medical Sciences	3	China
266.	The Korean Journal of Internal Medicine	3	Korea (South)
267.	The Medical Journal of Malaysia	3	Malaysia
268.	The Medical Letter on Drugs and Therapeutics	3	United States
269.	Therapeutic Advances in Musculoskeletal Disease	3	England
270.	Tidsskrift For Den Norske Laegeforening : Tidsskrift For Praktisk Medicin, Ny	3	Norway
271.	Vital and Health Statistics	3	United States
272.	Wiener Klinische Wochenschrift	3	Austria
273.	Zhongguo Gu Shang = China Journal of Orthopaedics and Traumatology	3	China
274.	Zhongguo Zhong Yao Za Zhi = Zhongguo Zhongyao Zazhi = China Journal of Chinese	3	China

### Conclusion

It shows that there is a gradual growth of literature in the subject of study by year after year. Most of the records were covered the Journal articles. Most frequently cited primary journals were General Medicine in the sub-field of Gout literature. The United States is dominating and published more journals in the field of Gout literature. There were high priorities of sub-fields in the USA followed by England and Germany. Primary journals were identified in the field of Gout.

## Reference

1. <https://en.wikipedia.org/wiki/Gout>.
2. Steven SR, Mapping the literature of cytotechnology, *Bulletin of Medical Library Association*, 88(2) (2000) 172-77.
3. Hook S A, Wagner C E, Mapping the literature of dental assisting, *Bulletin of Medical Library Association*, 87(3) (1999) 277-82.
4. Walcott B M, Mapping the literature of diagnostic medical sonography, *Bulletin of Medical Library Association*, 87(3) (1999) 287-91.
5. Smith A M, Mapping the literature of dietetics, *Bulletin of Medical Library Association*, 87(3) (1999) 292-96.
6. Haaland A, Mapping the literature of dental hygiene, *Bulletin of Medical Library Association*, 87(3) (1999) 283-86.
7. Burnham J E, Mapping the literature of respiratory therapy, *Bulletin of Medical Library Association*, 85(3) (1997) 293-96.
8. Slater L G, Mapping the literature of speech-language pathology, *Bulletin of Medical Library Association*, 85(3) (1997) 297-02.

9. Wakiji E M, Mapping the literature of physical therapy, *Bulletin of Medical Library Association*, 85(3) (1997) 284-88.
10. Burnham J E, Mapping the literature of radiologic technology, *Bulletin of Medical Library Association*, 85(3) (1997) 289-92.
11. Reed K L, Mapping the literature of occupational therapy, *Bulletin of Medical Library Association*, 87 (3) (199) 298-04.
12. Hall E E, Mapping the literature of perfusion, *Bulletin of Medical Library Association*, 87 (3) (1999) 305-10.
13. Delwiche F A, Mapping the literature of clinical laboratory science, *Bulletin of Medical Library Association*, 91(3) (2003) 303-10.
14. Schloman B E, Mapping the literature of allied health: project overview, *Bulletin of Medical Library Association*, 85 (3) (1997) 271-77.
15. Ramesh Kundra et al, Behavior of Bradford's Law towards citation data on Indian Medical Journal. In: *International Conference on Scientometrics and Informetrics Proceedin.1999*. Colima; Mexico. p.580.
16. Ramesh Babu, B and Ramakrishnan, J (2007). Trends in the Growth of Literature on Hepatitis (1984-2003), *Journal of Korean Library and Information Science Society*, 38 (2): 31-50.
17. Ramesh Babu, B and Ramakrishnan, J (2008). National Patterns of Research output and Priorities in Hepatitis: a Scientometric Analysis, *Journal of Information Management*, 39 (4): 215-240.
18. Patra S K and Prakash Chand, HIV/AIDS Research in India: A bibliometric study, *Library and Information Science Research*. 29 (2007) 124-134.

19. Ramakrishnan J and Thavamani K. (2013). Growth of literature in the field of Hepatitis-C. *Library Philosophy and Practice (e-journal)* at University of Nebraska - Lincoln. Paper 944. <http://digitalcommons.unl.edu/libphilprac/944>
20. Ramakrishnan J and Thavamani K. (2015) Indian Contributions to the Field of Leptospirosis (2006-2013): A Bibliometric Study (2015). *COLLNET Journal of Scientometrics and Information Management* 9 (2): 235-249.
21. Ramakrishnan J, Ravisankar G and Thavamani K. (2016). Analysis of Core Journals in the Literature on Breast Cancer (1965-2014): A Study. *Library Philosophy and Practice (e-journal)* at University of Nebraska - Lincoln. Paper 1462. <http://digitalcommons.unl.edu/libphilprac/1462>
22. Ramakrishnan J, Ravisankar G and Thavamani K. (2017). Journals Analysis in the Field of Literature on Vascular Diseases in Children. *Library Philosophy and Practice (e-journal)* at University of Nebraska - Lincoln. Paper 1569. <http://digitalcommons.unl.edu/libphilprac/1569>
23. Ramakrishnan J, Ravisankar G and Thavamani K. (2018). Primary Journals and their Countries in the Field of Dengue Literature: An Analysis. *Library*. Paper 1810. <https://digitalcommons.unl.edu/libphilprac/1810>.
24. Nagpaul. P.S. (2000). National Patterns of Research output and Priorities in Physics: a bibliometric analysis, In:P.S.Nagpaul, K.C. Garg and B.M. Gupta (ed), *Emerging Trends in Scientometrics*, New Delhi: Allied, 81-110.
25. Barre, R.A. (1987). A strategic assesment of scientific performance of five countries. *Science and Technology Studies*, 5: 32-38.