

Rowan University

Rowan Digital Works

Open Educational Resources

University Libraries

9-9-2019

Environmental Cost vs. Health Benefit of Radioisotope Usage in Medicine

Nicholas Whiting
Rowan University

Follow this and additional works at: <https://rdw.rowan.edu/oer>



Part of the [Biophysics Commons](#)

DOI: 10.31986/issn.2689-0690_rdw.oer.1016

Let us know how access to this document benefits you - share your thoughts on our feedback form.

Recommended Citation

Whiting, Nicholas, "Environmental Cost vs. Health Benefit of Radioisotope Usage in Medicine" (2019). *Open Educational Resources*. 14.
<https://rdw.rowan.edu/oer/14>

This Curricular Materials is brought to you for free and open access by the University Libraries at Rowan Digital Works. It has been accepted for inclusion in Open Educational Resources by an authorized administrator of Rowan Digital Works. For more information, please contact rdw@rowan.edu.

Environmental Cost vs. Health Benefit of Radioisotope Usage in Medicine

Cultivating the Environmental Humanities

Faculty Working Group (2018-2019)

Developed by: Nicholas Whiting, Ph.D.

Assistant Professor

Dept. of Physics & Astronomy

Dept. of Molecular & Cellular Biosciences

Rowan University

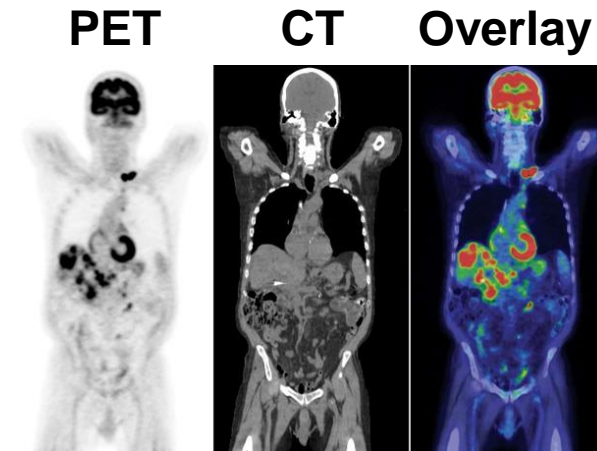

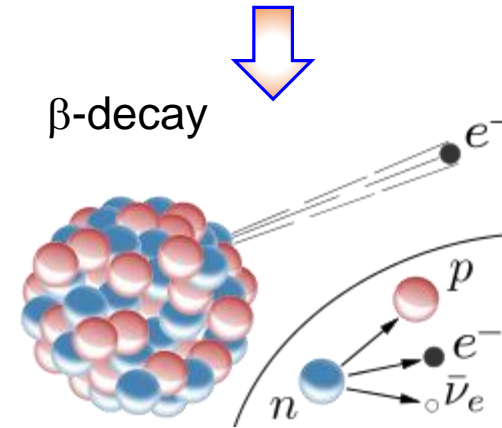

Overview



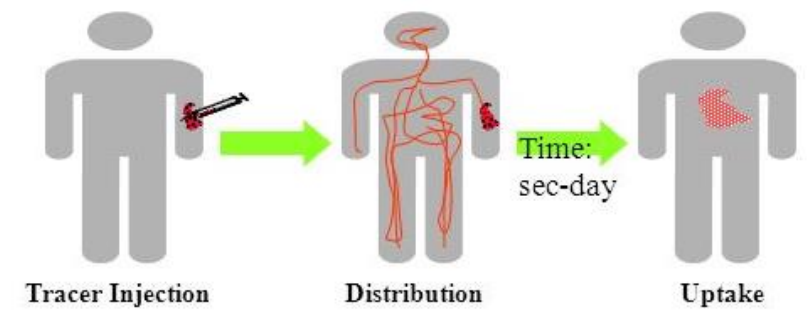
- Radioactive isotopes are used in medicine, from therapy to diagnostics
- Generation, transportation & storage, disposal of radioisotopes have an environmental cost
- How does that weigh against the benefit to quantity/quality of life for the patient?
- Overall theme: comparison of **environmental cost** vs. **human benefit** for use of radioisotopes in medicine

Inspiration

- TBS 01370—Advanced Instrumentation of Biomedical Sciences
- Series of lectures that cover nuclear medicine (scintigraphy, SPECT, PET, therapeutics, etc)
- Discuss the potentially harmful effects to human health due to radiation
- Potential to expand this discussion to environmental effects...




Student Goals



- i. Examine the environmental impacts from production of radioisotopes
- ii. Study the environmental aspects of radioisotope use & disposal
- iii. Statistical analysis of improvements to patient outcomes from use
- iv. Formation of a debatable opinion regarding **environmental cost vs. human health benefit** from radioisotope usage

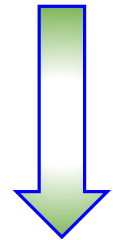

How It Works

- Module should be covered within the context of a class that discusses the use of radioisotopes in medicine
- Students are assigned reading material prior to the module
 - Generation & disposal of radioisotopes
- This material, plus medical implementation, is discussed in class
- Assessment can be handled by an in-class discussion (or debate)
 - Can also implement a short quiz or essay



Materials Under Development

- Collection of reading materials for students prior to the module
- Presentation (30-40 slides) to be delivered in class (can also be posted to Blackboard)
- 'User guide' for the instructor
- Example quiz, essay questions, and discussion prompts
- References




Suggested Implementation

- Single 75-min course lecture setting (plus outside reading assignment)
 - Or—two 45-min lectures with additional discussion
- Any upper-level course that discusses the use of radioisotopes in medicine
 - Of interest to medical physics, radiology, pre-med, radiation physics, etc.

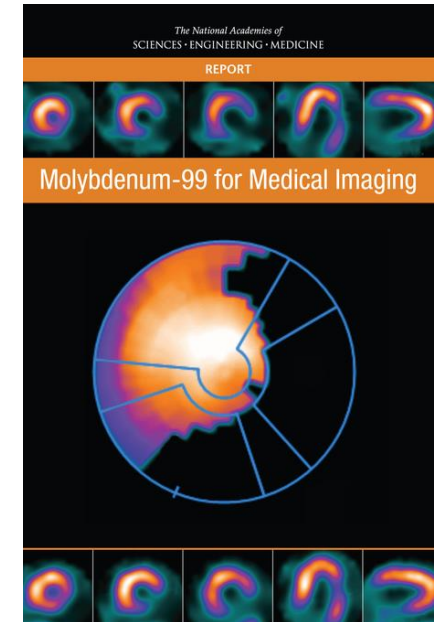



Reference & Material Sources



IAEA

International Atomic Energy Agency



Eur J Cancer. 2014 September ; 50(13): 2360–2363. doi:10.1016/j.ejca.2014.04.025.

Radiopharmaceutical Therapy in the Era of Precision Medicine*

George Sgouros, PhD¹ and David M. Goldenberg, ScD, MD²

¹Division of Nuclear Medicine, Dept. of Radiology, Johns Hopkins University School of Medicine, Baltimore, MD

²Garden State Cancer Center, Center for Molecular Medicine and Immunology, Morris Plains, NJ

