


**NONPROFIT
ORGANIZATIONS
OF COLOR
IN MINNESOTA**

An Overview and Directory

July 1991



**NONPROFIT
ORGANIZATIONS
OF COLOR
IN MINNESOTA**

An Overview and Directory

July 1991

CURA RESOURCE COLLECTION

Center for Urban and Regional Affairs
University of Minnesota
330 Humphrey Center



A publication of the Center for Urban
and Regional Affairs, 330 Hubert H.
Humphrey Center, 301 19th Avenue
S., Minneapolis, Minnesota 55455.

The content of this report is the
responsibility of the author and is not
necessarily endorsed by CURA.


1991

Publication No. CURA 91-7

This report is not copyrighted. Permis-
sion is granted for reproduction of all
or part of the material, except that
reprinted with permission from other
sources. Acknowledgement would,
however, be appreciated and CURA
would like to receive two copies of any
material thus reproduced.

TABLE OF CONTENTS

	Page
ACKNOWLEDGEMENTS	v
I. OVERVIEW	1
Criteria for Inclusion	1
Population and Geography	2
Age and Size	5
Composition of Board and Staff	7
Governance	9
Types of Organizations	10
Sources of Income	12
Conclusions	13
Notes	14
II. DIRECTORY OF MINNESOTA'S NONPROFIT ORGANIZATIONS OF COLOR	15
Asian/Pacific Islander Nonprofit Organizations	17
African American/African Nonprofit Organizations	21
American Indian Nonprofit Organizations	28
Hispanic Nonprofit Organizations	35
Multi-cultural Nonprofit Organizations	39
III. MAILING LABEL MATRICES	45
Asian/Pacific Islander Nonprofit Organizations	47
African American/African Nonprofit Organizations	49
American Indian Nonprofit Organizations	51
Hispanic Nonprofit Organizations	53
Multi-cultural Nonprofit Organizations	55
APPENDIX	57



ACKNOWLEDGEMENTS


The following directory represents a collective effort of many people. Carolyn Bordeaux and Byoung Hyatt, research assistants, put in many hours checking and rechecking the listings as well as the data for the overview. The staff at the Minnesota Council of Nonprofits was always available and more than cooperative. The interest and encouragement of Sandy Larson at the Management Assistance Project and Marty Adams of the Minneapolis Foundation were particularly appreciated.

Chris McKee and Louise Duncan of CURA's support staff had many valuable suggestions about the layout and format of this report. Miriam Goldfein's computerese was generously available and frequently used.

A special word of many thanks must be reserved and is certainly gratefully given to the members of the Advisory Committee who took time from already demanding schedules to help shape the project and then review preliminary drafts of the summary and directory. Un milion de gracias to Louis Alemayehu, Higher Education Consortium for Urban Affairs; Ed Duren; Patience Ferguson, Management Assistance Project; Valerie Lee, YWCA; Lou Fuller, Wayside; Pete Rode, Urban Coalition; Marilyn Vigil, Metropolitan State University; and Laura Wittstock, MIGIZI Communications.

Any deficiencies or inaccuracies in what follows are my responsibility. Comments, suggestions, corrections, additions would all be welcomed. The phone number is 612/625-1551; the address is 330 Humphrey Center, 301 19th Avenue S., Minneapolis, MN 55455.

Frederick W. Smith, Coordinator
Community Development Programs
Center for Urban and Regional Affairs
University of Minnesota



I. OVERVIEW

CRITERIA FOR INCLUSION

The 152 organizations included in this directory are all controlled by and/or serve primarily persons of color. A majority of the board of directors and/or the persons served by each organization are African American/African, American Indian, Asian or Pacific Islander, Hispanic origin, or persons of "other" communities of color.¹ Some of the 152 organizations included here are committed to serve the general population but, because of location, the population they serve is primarily persons of color. Others of the 152 are specifically committed by their mission statement to serving one or more of the different racial communities or people of Hispanic origin.

This overview and directory does not include all those organizations which serve persons of color. That would be a far larger effort and duplicate what has, in part, already been done (see Appendix A). Nor does this directory include the informal and volunteer networks, associations, and organizations within each community of color. There are, for example, many professional associations in the African American/African communities. In the Asian or Pacific Islander communities, there are many mutual assistance associations.²

The groups in this directory are formally incorporated, charitable, nonprofit organizations. Most have an annual budget and staff. A few programs of other organizations were included, but only when it was determined these programs had a governing body that functioned independently of the parent organization. Because of their specific charitable and public purpose, the state exempts these organizations from certain state taxes. Virtually all of these organizations have also applied for and been granted a federal tax exemption. Their income is not liable to most federal taxes and contributions to many, though not all, of these organizations qualify as deductions for federal income tax purposes.³ The largest number of formal, nonprofit organizations *not* included in this directory are the many religious organizations within each community of color.

POPULATION AND GEOGRAPHY

The 152 organizations included in this overview and directory are part of a larger number of approximately 2,800 comparable nonprofit organizations currently registered with the Minnesota Secretary of State's office. The 152 organizations that are controlled by and/or primarily serving persons of color represent 5.4 percent of these 2,800 organizations.

As Table 1 shows (line 1.a), people of color represent 6.8 percent of the total state population. There are significant differences in the residential patterns within each community of color, though most persons of color live in the metropolitan area. The most concentrated, in this respect, is the African American/ African community; almost nine out of every ten African American/ Africans living in Minnesota reside in Hennepin or Ramsey counties. American Indians are the only group of which a majority of the entire state's population does not live in the two central metro counties.

Table 1. 1990 CENSUS COUNTS FOR PERSONS OF COLOR IN MINNESOTA

	<u>Total</u>	<u>White</u>	<u>Hispanic</u>	<u>African American/ African</u>	<u>American Indian</u>	<u>Asian/ Pacific Islander</u>	<u>Other</u>	<u>Total Persons of Color</u>
1. MINNESOTA POPULATION	4,375,099	4,130,395	53,884	94,944	49,909	77,886	21,965	298,588
a. Percent of state's total population	-	94.4%	1.2%	2.2%	1.1%	1.8%	.5%	6.8%
b. Percent of state's population of color	-	-	18%	32%	17%	26%	7%	100%
2. HENNEPIN AND RAMSEY COUNTIES	1,518,196	1,344,998	27,868	82,788	19,421	54,380	11,608	196,065
a. Percent of state's population of each community of color	35%	33%	52%	87%	39%	70%	53%	66%
3. MINNEAPOLIS AND ST. PAUL	640,618	512,914	19,376	68,031	16,032	34,920	8,721	147,080
a. Percent of Hennepin and Ramsey counties population of each community of color	42%	38%	70%	82%	83%	64%	75%	75%
b. Percent of state's population of each community of color	15%	12%	36%	72%	32%	45%	40%	49%

While nonprofit organizations are given their special tax status because of the public need(s) they are committed to meet, presenting the range of needs in the different communities of color and then determining to what extent these needs are being met by the different nonprofit organizations is an extraordinarily complex subject and far beyond this overview. On the other hand, a very approximate, but still useful, indicator of service adequacy is to assume that constituency-controlled services should be geographically convenient and distributed in at least roughly equivalent proportions to their constituencies' proportion of the population. Already noted is the fact that, by these admittedly approximate indicators, nonprofit organizations of color account for a smaller percentage of all nonprofit organizations than their constituencies account for in the general population. There are other indicators pointing to a similar lack of accessibility and availability of constituency-controlled services for the different communities of color.

Subtracting the populations in Minneapolis and St. Paul from the comparable populations in Hennepin and Ramsey counties (lines 3 and 2, respectively, in Table 1) shows a sizeable number of persons of color living in these two counties but outside the central cities. The "suburbs" of the two counties in 1990 accounted for 35 percent of the state's population of Asian/Pacific Islanders, 16 percent of the state's Hispanics, 15 percent of the state's African Americans/Africans, and 7 percent of the state's American Indians. Virtually none, however, of the organizations primarily serving these constituencies is located in the suburbs.

As previously mentioned, there are many other organizations, formal and informal, which serve the communities of color. In the American Indian community, for example, governmental and tribal organizations (many of them operating on the reservations) are particularly important. This overview, however, concerns only nonprofit organizations.

With the exception of some American Indian nonprofits and one or two organizations each in the largest cities within greater Minnesota, virtually all the nonprofit organizations identified for this directory are located in Minneapolis or St. Paul. Of the 152 organizations, 132 (87 percent) are located here. For some of the communities of color this concentration is even higher. For nonprofit organizations serving primarily African Americans/Africans, 90 percent are located in the central cities. Although only 32 percent of the state's American Indians live in Minneapolis or St. Paul (according to the 1990 census), 78 percent of the American Indian nonprofit organizations are located in these two cities. For Hispanics, 36 percent reside in and 84 percent of the organizations are also located in Minneapolis or St. Paul.

The distribution of nonprofit organizations among different communities of color is shown in Table 2, line 1.a. Of all these organizations, those serving primarily African Americans/Africans represent 27 percent, those serving primarily Asian or Pacific Islanders, 13 percent, etc. To compare line 1.b in Table 2 with line 1.b in Table 1 shows that while Asian or Pacific Islanders represent 26 percent of the state's population of color, organizations serving primarily this group represent only 16 percent of all nonprofit organizations of color. While American Indians represent 17 percent of the state's population of color, American Indian organizations are 32 percent of the nonprofits serving primarily communities of color. For African Americans/Africans and Hispanics, the numbers are approximately equal; the groups represent 32 and 18 percent of people of color in Minnesota, respectively, while they are 35 and 16 percent of the comparable nonprofit organizations.⁴

Table 2. DISTRIBUTION OF MINNESOTA'S NONPROFIT ORGANIZATIONS OF COLOR

	<u>Hispanic</u>	<u>African American/African</u>	<u>Indian</u>	<u>Asian/Pacific Islander</u>	<u>Multi-Cultural</u>	<u>Total</u>
1. DIRECTORY OF ORGANIZATIONS						
a. All organizations of color	19	41	37	19	36	152
- Percent of all organizations of color	13%	27%	24%	13%	24%	101%*
b. All organizations except multi-cultural	19	41	37	19	-	116
- Percent of these organizations	16%	35%	37%	19%	-	99%*
- Percent of all nonprofit organizations (n=2,800)	.7%	1.5%	1.3%	.7%	-	4.2%
2. ORGANIZATIONS OF COLOR HEADQUARTERED IN MINNEAPOLIS OR ST. PAUL						
a. Percent of the state total for these organizations	84%	90%	78%	90%	85%	87%
3. ORGANIZATIONS OF COLOR RESPONDING TO MCN SURVEY						
a. Percent of total respondents	9	19	19	11	19	77
b. Percent of respondents headquartered in Minneapolis or St. Paul (N=70)	12%	25%	25%	14%	25%	101%
	78%	95%	90%	100%	90%	91%
	(7)	(18)	(17)	(11)	(17)	(70)

* Percentage may be greater or less than 100 due to rounding.

In summary, nonprofit organizations of color are fewer in number than the proportion of their constituency to the general population and they are even more concentrated in Minneapolis and St. Paul than the already concentrated communities of color.

AGE AND SIZE

Figure 1 displays, by decades, the number of organizations founded within each of the constituencies. Of the four specific constituencies, African American/African organizations are the oldest, on average, and Asian or Pacific Islanders are the youngest. Virtually all the Hispanic and American Indian organizations currently operating were started in the 1970s and 1980s. In spite of severe governmental cutbacks in funding for human services during the past decade, the 1980s saw more nonprofits of color incorporating than any previous decade. Of all the organizations included in this report, 43 percent were incorporated in the 1980s and 40 percent in the 1970s.

The average and median annual budgets of the organizations are listed by group in Table 3 and compared with the average founding year and the average number of full-time staff equivalents (1 FTE = 1 full-time staff position). There is a broad correlation between the age of the organizations and their size whether measured by annual budget or number of staff. In general, the older the organization the larger it tends to be.

These group averages, however, obscure wide variations in sizes of annual budgets. As other research has shown, different types of nonprofits have widely varying average budgets. (Lukermann, *The Twin Cities Nonprofit Sector in a Time of Government Retrenchment*, Urban Institute, Washington, D.C., 1984; pp. 18-20.) The differences between the median and average (or mean) annual budgets, with the former being consistently smaller than the latter, show that a relatively few, very large organizations push the average up and that most organizations within each cultural group have budgets smaller than the average.

Comparing the relation between average annual budget and the number of staff shows the expected direct relationship between the two. The larger the budget, the higher the number of staff. But there is a significant variation among the different constituencies here in terms of the resources available per full-time staff position. While the median figure for Asian or Pacific Islander organizations is \$22.6 per FTE, the figure for multi-cultural organizations is \$52.8 per FTE. (Note, however, the N for this calculation is relatively low.) As we shall see below, staff composition also varies significantly from group to group.

Figure 1. NUMBER OF ORGANIZATIONS FOUNDED BY DECADE

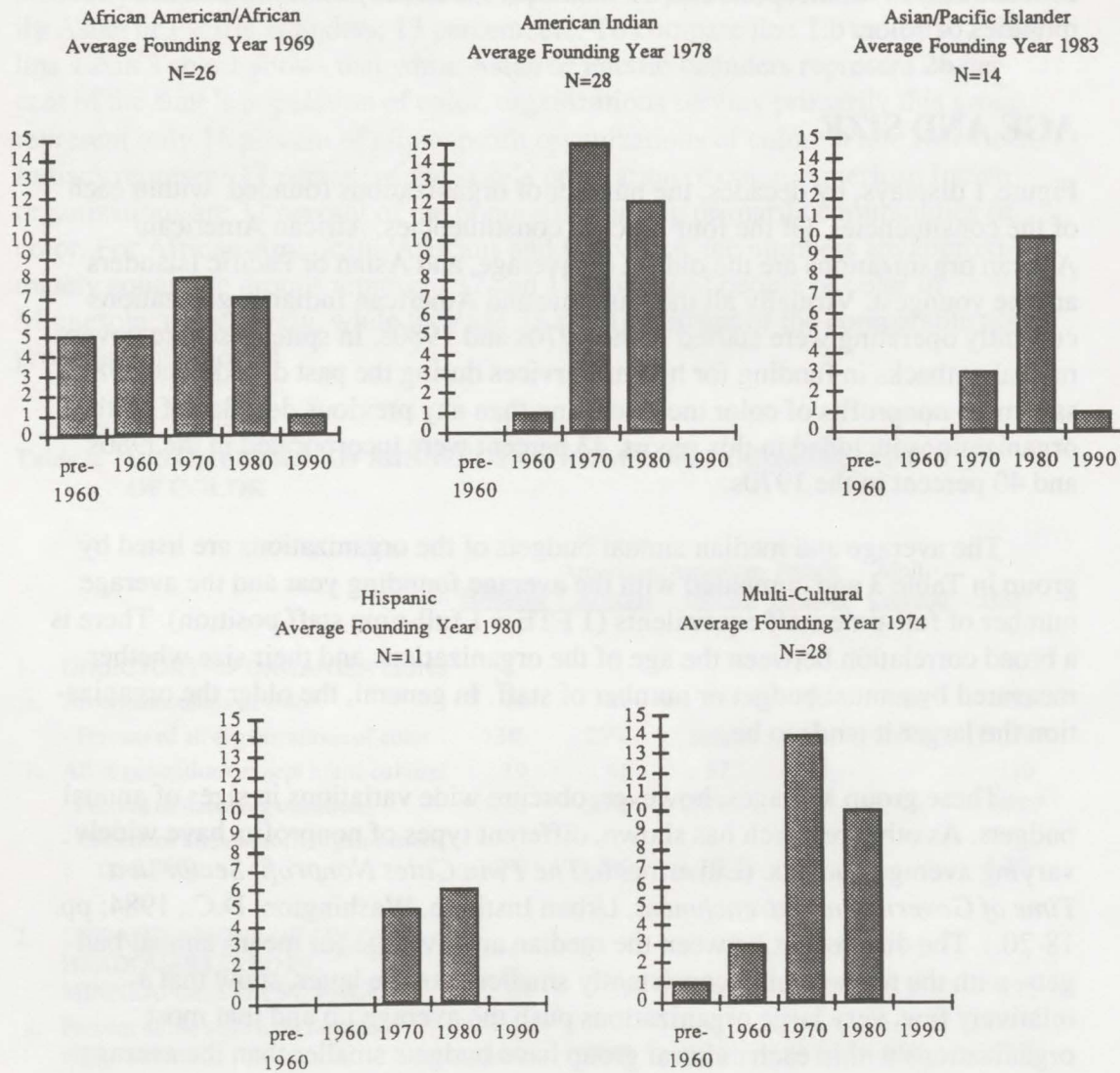


Table 3. SIZE AND AGE OF MINNESOTA'S NONPROFIT ORGANIZATIONS OF COLOR

	Average Annual Budget (in thousands) <u>(N=57)</u>	Median Agency Budget (in thousands) <u>(N=56)</u>	Average Founding Year <u>(N=68)</u>	Average Number of FTEs <u>(N=63)</u>	Median Annual \$/ FTE* (in thousands) <u>(N=47)</u>
Asian/Pacific Islander	\$110 (9)	\$ 55 (9)	1983 (8)	7 (8)	\$20.7 (6)
African American/African	771 (15)	694 (15)	1964 (19)	24 (16)	32.0 (15)
Hispanic	484 (5)	479 (5)	1979 (8)	14 (7)	45.6 (3)
American Indian	931 (14)	878 (14)	1979 (18)	22 (16)	40.0 (11)
Multi-cultural	724 (14)	551 (14)	1980 (15)	15 (16)	52.8 (13)
All	\$675	\$551	1976	18	\$32.7

* Figured only on those organizations for which both sets of data were available.

COMPOSITION OF BOARD AND STAFF

Table 4 shows the composition of board and staff for nonprofits of color by sex and race or Hispanic origin. Boards for multi-cultural organizations tend to have the most white board members. The boards of American Indian organizations, on average, have the most members of color. American Indian boards average the most women also. Both of these averages decline for Hispanic and African American/African organizations, respectively. In other terms, for nonprofit organizations of these three groups, the more members of color, the more members who are women. This does not hold for Asian or Pacific Islander nor for multi-cultural organizations. The former have a relatively high average number of members of color but the lowest average number of members who are women,

while the latter has the lowest average number of members of color but a relatively high percentage of members who are women.

Considering the composition of staff as shown in Table 4, there is a strong similarity across cultural groups. Differences across groups in staff composition were in the percent of organizations that had relatively equal numbers of women and men on staff. The last column in Table 4 shows the percent of organizations within each group in which the percentages of men to women staff were within ± 20 percentage points; that is, where men or women each accounted for somewhere between 40 percent and 60 percent of the total staff. In Asian or Pacific Islander and Hispanic organizations, staffing tended to be either mostly women or, in a few cases, mostly men. On the other hand, the ratio of men to women on staff of African American/African and American Indian organizations tended to be much closer, though there were still organizations where women, and a few where men, clearly predominated.

Table 4. COMPOSITION OF BOARDS AND STAFF BY COLOR AND SEX

	Average Percent of Board Membership Who Are Persons of Color	Average Percent of Board Membership Who Are Women	Average Percent of Total FTE Who Are Persons of Color	Average Percent of Total FTE Who Are Women	Percent of Organizations Where Staff Composition of Women & Men is Within $\pm 20\%$
Asian/Pacific Islander (N=)	66 (10)	38 (11)	69 (8)	61 (8)	13
African American/ African	62 (17)	42 (17)	75 (16)	62 (16)	56
Hispanic	72 (8)	48 (8)	65 (7)	67 (7)	14
American Indian	84 (18)	55 (18)	67 (16)	66 (16)	38
Multi-cultural	45 (16)	53 (16)	67 (16)	67 (16)	25
All organizations	67 (69)	48 (70)	69 (63)	65 (63)	33

GOVERNANCE

As Table 5 shows, virtually all (94 percent) the boards of Asian or Pacific Islander, African American/African, Hispanic, and American Indian organizations have a majority of persons of color. For multi-cultural organizations, however, the situation is rather different; only 44 percent of their boards are controlled by persons of color.

Boards of nonprofits are usually elected in one of two ways. Either the board is the total membership of the organization and elects new board members as specified in the bylaws—a “self-elected” board, or the board is elected by a larger group of organizational “members,” including persons served by the organization—a “constituency-elected” board. Some have argued that nonprofit organizations with constituency-elected boards tend to be more responsive to the constituencies they serve than organizations with self-elected boards. Regardless, there are differences among the groups in the preferred method of board election. Table 5 shows that American Indian organizations are equally divided between self-elected and constituency-elected boards, while organizations of the other groups are two-thirds or more self-elected. The boards of four out of five multi-

Table 5. GOVERNANCE OF NONPROFIT ORGANIZATIONS OF COLOR (in percents)

	Organizations with a Majority of Board Members Who are Persons of Color (N=56 of 69)	Method of Board Selection		
		Self- Elected (N=42)	Constituency- Elected (N=17)	Other (N=4)
Asian/Pacific Islander	90 (9)	60 (6)	30 (3)	10 (1)
African American/ African	82 (14)	73 (11)	20 (3)	7 (1)
Hispanic	100 (8)	75 (6)	13 (1)	13 (1)
American Indian	100 (18)	47 (7)	47 (7)	6 (1)
Multi-cultural	44 (16)	80 (12)	20 (3)	—
All	81	68	27	6

cultural organizations are self-elected. These boards also have, by far, the highest average percentages of white members. Finally, boards of multi-cultural organizations are either predominantly white or, for a few, predominantly persons of color; for only one board are the percentages for each group within 20 points of the other.

TYPES OF ORGANIZATIONS

Table 6 displays the types of organizations serving the different constituencies of color. The organizations are classified according to the National Taxonomy for Tax Exempt Entities. This obscures, however, many programs of individual organizations. For example, a human service organization can run a health or education program just as a public benefit organization might offer a variety of human service programs. Also, the lack of organizations under the religion related/spiritual development category is because of the self-imposed criteria for this overview already noted above. Nevertheless, Table 6 shows that six of the eight mental health and crisis intervention organizations are in the American Indian community. Youth development organizations are divided between African American/African and multi-cultural organizations. But the distribution across the other types of organizations seems rather similar from group to group.

Within each group, the distribution of organizations varies somewhat. There is a preponderance of multi-purpose human service organizations among Asian or Pacific Islander (47 percent) and Hispanic (38 percent) organizations. Clustering of organizations seems to have occurred least in the American Indian and multi-cultural groups.

Table 6. TYPES OF ORGANIZATIONS BY NATIONAL TAXONOMY OF EXEMPT ENTITIES (NTEE) MAJOR GROUPS

	<u>Asian/ Pacific Islander</u>	<u>African American/ African</u>	<u>Hispanic</u>	<u>American Indian</u>	<u>Multi- Cultural</u>	<u>All</u>
Arts, culture, humanities	1	4	2	2	2	11
Education/instruction and related (formal and nonformal)	1	4	2	5	6	17
Environmental quality, protection, and beautification	-	-	-	-	-	-
Animal-related	-	-	-	-	-	-
Health (general and rehabilitation)	-	1	2	2	1	6
Health (mental health, crisis intervention)	-	1	-	6	1	8
Health (disease, disorder-related)	-	1	-	1	1	3
Consumer protection, legal aid	-	-	1	-	3	4
Crime and delinquency prevention (public protection)	-	-	1	1	-	2
Employment/jobs	1	2	1	4	2	10
Food, nutrition, agriculture	-	-	-	-	-	-
Housing/shelter	-	-	-	-	1	1
Public safety, disaster preparedness, and relief	-	-	-	-	-	-
Recreation, leisure, sports	1	1	-	-	-	2
Youth development	-	4	-	1	4	9
Human services, other/multi-purpose	9	12	7	7	5	40
International/foreign affairs and national security	-	2	1	-	2	5
Civil rights, social action, advocacy	1	2	-	-	1	4
Community improvement/capacity building	3	7	2	2	4	18
Philanthropy, voluntarism, and grantmaking foundations	-	1	-	-	1	2
Science, technology, and social science research	-	-	-	-	-	-
Public/society benefit	1	-	-	5	2	8
Religion-related/spiritual development	-	-	-	-	-	-
Mutual/membership benefit	1	-	-	1	-	2
Totals	19	41	19	39	36	152

SOURCES OF INCOME

The sources of income varied significantly for each organization. Some were dependent on a single source while others relied on many different sources to meet their expenses. On average, comparing the different groups of organizations, there are also differences—though not as large as those between individual organizations (see Table 7).

Table 7. SOURCE OF INCOME AS PERCENT OF ANNUAL REVENUE*

	Asian/ Pacific Islander (N=7)	African American/ African (N=17)	Hispanic (N=5)	American Indian (N=15)	Multi- Cultural (N=16)
Government					
Federal	30.1	5.0	16.0	27.6	11.0
State	—	10.0	23.6	16.5	3.4
Local	<u>13.9</u>	<u>12.0</u>	<u>4.0</u>	<u>10.2</u>	<u>7.2</u>
Subtotal	44.0	27.0	43.6	54.3	21.6
Federated fund drives (UW, CFD, etc.)	—	11.0	4.8	2.1	6.5
Religious organizations	6.7	4.0	.6	2.1	2.8
Corporate contributions	—	11.0	16.6	8.1	17.8
Foundations	5.7	21.0	33.4	16.6	26.9
Individual contributions	8.0	11.0	.4	1.2	5.3
Dues	2.8	7.0	—	.1	1.3
Fees for service	28.0	1.0	—	13	13.9
Endowment	1.9	1.0	.6	1.1	.3
Other	2.9	7.0	—	1.5	3.7
TOTAL	100.0	101.0	100.0	100.1	100.1

* These figures represent the average percentage from each source of funding for all organizations within each group; they are not the percentage of the total income from each source for all organizations within each group.

Percentage may be greater or less than 100 due to rounding.

American Indian organizations received, on average, over half of their income from government, though this was rather evenly divided between federal, state, and local sources. Hispanic and Asian or Pacific Islander organizations received almost half of their income from government, though not as evenly distributed.

African American/African and multi-cultural organizations have been most successful in securing funds from federated funding efforts (United Way, Cooperating Fund Drive, etc.). Hispanic and multi-cultural organizations receive the largest percentages of support from foundations. Asian or Pacific Islander and American Indian organizations use fees for service more than the other organizations. None of the groups had significant endowment income.

Considering all sources of income, multi-cultural organizations had the most evenly distributed funding stream followed by African American/African organizations. Hispanic and Asian or Pacific Islander organizations relied on only two sources for more than 50 percent of their income: state government and foundations for Hispanic, and the federal government and fees for services for Asian or Pacific Islander organizations. The number of organizations reporting, however, for each of these groups was small.

CONCLUSIONS

This is only a preliminary description of nonprofit organizations of color. Much remains to be done to complete the data available as well as interpret what's been found. Little is known of the nonprofit world in general; even less is known of the "nonprofits of color" world.


The Minnesota Council of Nonprofits plans to publish summary statistics based on a survey of all Minnesota charitable nonprofits. This will provide comparable information with which to further examine and compare the nonprofit organizations of color. Those data should be available by the Fall of 1991. At that time, it is hoped, a more thorough analysis of the data on nonprofit organizations of color will be done.

NOTES

1. In this publication, organizations which serve primarily persons of color but do not serve primarily a single community of color are termed "multi-cultural."
2. The Metropolitan Council's mailing list includes many of these associations. A directory of mutual assistance associations of Lao, Cambodian, Hmong, and Vietnamese peoples was compiled in early 1990 for the St. Paul Foundation. See the appendix for more information on these directories.
3. Most of the organizations included in this directory are 501(c)(3) organizations, which means contributions are tax deductible; a few organizations, however, are 501(c)(4), (c)(6), (c)(7), or other designations to which contributions generally do not qualify for income tax deductions.
4. As Table 2 (line 1.a) shows, the distribution of nonprofit organizations among the different communities of color for the 152 organizations included in the directory is almost exactly the same as for the seventy organizations of color responding to the MCN survey (line 3). This similarity means that most conclusions drawn from the MCN survey data are valid also for the larger group of organizations.

II. DIRECTORY OF MINNESOTA'S NONPROFIT ORGANIZATIONS OF COLOR*

* The description which follows each organization is the description for the NTEE category in which the organization has been placed; it is not a description particular to the organization.



ASIAN/PACIFIC ISLANDER NONPROFIT ORGANIZATIONS

American Refugee Committee
Jack Soldate, Director
2344 Nicollet Ave., Suite 350
Minneapolis, MN 55404
612/872-7060
refugee multi-purpose services

Asian Business and Community News
Nghi Huynn, Director
396 Roy St.
St. Paul, MN 55104
612/224-6570
printing, publishing

Assoc. for the Advancement of Hmong Women in Minnesota
A. Xiong, Director
3137 Chicago Ave. S.
Minneapolis, MN 55407
612/823-4238
women's rights general

Center for Asian and Pacific Islanders
Hoang Tran, Director
1304 E. Lake St.
Minneapolis, MN 55407
612/721-1229
human service organization, multi-purpose

Hmong and American Veterans Alliance (HAVA)
Va Yang, President
1232 Seminole Ave.
West St. Paul, MN 55118
612/627-2982
military/veterans organizations

Hmong American Partnership
Robert Anderson, Director
450 N. Syndicate, Suite 35
St. Paul, MN 55104
612/642-9601
vocational counseling, guidance, testing

Hmong Folk Art Center
Sy Vang, Director
4408 France Ave.
Minneapolis, MN 55410
612/922-2178
folk arts, traditional arts

Intercultural Mutual Assistance Assoc. of S.E. Minnesota
Ron Buzard, Director
16 S.W. 7th Ave.
Rochester, MN 55902
507/289-5960
community improvement, capacity building

Khmer Association of Minnesota, Inc.
Leoung Khi, Director
215 Old 6th St.
St. Paul, MN 55102
multi-purpose service organization

Korean Association of Minnesota
Sung Won Sohn, Director
1603 University Ave., 2nd Floor
St. Paul, MN 55104
612/646-7926
community improvement

Lao Assistance Center of Minnesota
Foun Manivanh, Director
1800 Glenwood Ave. N.
Minneapolis, MN 55405
612/374-4967
service organization, multi-purpose

Lao Association of Mutual Assistance
Lydia Radke, Director
2180 Glory Drive
Eagan, MN 55122
612/454-4723
community improvement, capacity building

Lao Family Community of Minnesota
Ying Vang, Director
976 West Minnehaha
St. Paul, MN 55104
612/487-3466
community improvement, capacity building

Lao Family Community of Minneapolis, Inc.
See Yang, Director
3522 Penn Ave. N.
Minneapolis, MN 55412
612/521-1117
human services organization, multi-purpose

McDonough Organization with Respect and Equality for People
Nancy Christianson, Director
1560 Timberlake Rd., #8
St. Paul, MN 55117
612/487-2728
neighborhood association

Project Regina
Marie Lee, O.P., Director
1006 W. Lake St.
Minneapolis, MN 55408
612/827-2670
adult continuing education

Refugee and Immigrant Resource Center
Lar Mundstock, Director
1821 University Ave., #360
St. Paul, MN 55104
612/645-7077
human services organization, multi-purpose

Sumner-Olson Resident Council
Mona Moede, Director
900 8th Ave. No.
Minneapolis, MN 55411
612/342-1523
neighborhood association

Urban Communities Association of Minneapolis
Cherian Puthiyottil, Director
1401 Clinton Ave. S.
Minneapolis, MN 55404
612/870-4416
community improvement

Vietnamese Social Services of Minnesota
Lu Chi, Director
105 University Ave. W.
St. Paul, MN 55103
612/644-1317
community improvement, capacity building

Women's Association of Hmong and Lao
Gaoly Yang, Director
1544 Timberlake Rd.
St. Paul, MN 55117
612/488-0243
Human services organization, multi-purpose

AFRICAN AMERICAN/AFRICAN NONPROFIT ORGANIZATIONS

Academy of Islamic Studies
Sameera Bilal, Director
2620 Russell Ave. N.
Minneapolis, MN 55411
612/588-3953
educational services, school

Aurora St. Anthony Area Block Clubs, Inc.
Ron Pauline, Director
770 University Ave. W.
St. Paul, MN 55104
612/222-0399
community, neighborhood development

Black Music Educators
Louis Wilson, Director
7140 Coachwood Circle
Woodbury, MN 55125
612/739-2602
music organization

Central Neighborhood Improvement Association
Ronald Smith, Director
310 E. 38th St.
Minneapolis, MN 55409
612/822-3302
community coalitions

Ethiopians in Minnesota, Inc.
Bezabeh Assefa, Director
1821 University Ave., #360S
St. Paul, MN 55104
612/645-4633
personal social services

Glendale Residents Action Council
Marilyn Holman, Director
90 St. Mary's Ave. S.E.
Minneapolis, MN 55414
612/342-1986
neighborhood association

Hallie Q. Brown Community Center, Inc.
Fred Williams, Director
270 N. Kent St.
St. Paul, MN 55102
612/224-4601
human services organization, multi-purpose

Hospitality House, Inc.
Roger Olson, Director
1220 Logan Ave. N.
Minneapolis, MN 55411
612/522-4485
youth center, multi-purpose

Inner City Youth League
Robert Hickman, Director
909 Selby Ave.
St. Paul, MN 55104
612/222-2517
youth services, multi-purpose

Institute of Afro-American Awareness
12 E. 4th St.
Duluth, MN 55805
folk arts, traditional arts

Institute on Black Chemical Abuse
Salimah Majeed, Director
2614 Nicollet Ave. S.
Minneapolis, MN 55408
612/871-7878
chemical abuse, prevention and treatment

KMOJ Radio
Ron Edwards, Director
501 Bryant Ave. N.
Minneapolis, MN 55405
612/377-0594
radio station

Mar-be Senior Citizens Ceramic Workshop
2015 Glenwood Ave. N.
Minneapolis, MN 55405
612/377-0104
camps (day, overnight, etc.)

Minneapolis Urban League
Gleason Glover, Director
2000 Plymouth Ave. N.
Minneapolis, MN 55411
612/521-1099
human services organization, multi-purpose

Model Cities Health Center
Beverly Hawkins, Director
430 N. Dale St.
St. Paul, MN 55103
612/222-6029
health treatment facility

NAACP
Matthew Little, Director
P.O. Box 8237
Minneapolis, MN 55408
612/822-8204
minority rights, general

New Directions Youth Ministry
Dale Hulme, Director
430 Bryant Ave. N.
Minneapolis, MN 55405
612/374-3224
youth development programs

New Life Family Services-
Oasis Crisis Intervention Center
Janette Vought, Director
2031 W. Broadway
Minneapolis, MN 55411
612/522-7206
family violence shelter and services

Northside Child Development Center
Ruby Hughes, Director
1011 14th Ave. N.
Minneapolis, MN 55411
612/529-9107
child day care services

Northside Residents Redevelopment Council
Mathew Ramadan, Director
1014 Plymouth Ave. N.
Minneapolis, MN 55411
612/348-6849
community, neighborhood development

Parents for Educational Progress
Lorraine Smaller, Director
926 Thomas Ave. N.
Minneapolis, MN 55411
612/521-5384
public education, advocacy

Penumbra Theater Company
Lou Bellamy, Director
270 N. Kent St.
St. Paul, MN 55102
612/224-4601
theater and other dramatic arts organization

Phyllis Wheatley Community Center, Inc.
Don Riley, Director
919 Fremont Ave. N.
Minneapolis, MN 55411
612/374-4342
human services organization, multi-purpose

Pilot City Regional Center
Charlene Cole, Director
1315 Penn Ave. N.
Minneapolis, MN 55411
612/348-4747
human services organization, multi-purpose

Project Africa, Inc.
David Bing, Director
3009 Holmes Ave. S.
Minneapolis, MN 55408
612/823-1520
personal social services

Ramsey County Opportunities Industrialization Center, Inc.
Cindy Nelson-Fischer, Director
215 E. 9th St.
St. Paul, MN 55101
612/228-3285
employment procurement, assistance and job training

Ruby Riney Institute
Bartholomew Riney, Director
2118 14th Ave. N.
Minneapolis, MN 55411
612/522-7646
youth organization, multi-purpose

Sabathani Community Center
James Cook, Director
310 E. 38th St.
Minneapolis, MN 55409
612/827-5981
human services organization, multi-purpose

Selby Area Community Development Corp.
Bob Porter, Director
452 Selby Ave.
St. Paul, MN 55102
612/225-9452
urban economic development

South Africa Freedom Fund, Inc.
5801 Duluth St., Suite 105A
Golden Valley, MN 55422
fundraising, fund distribution

St. Paul Urban League
Willie Mae Wilson, Director
401 Selby Ave.
St. Paul, MN 55102
612/224-5771
community coalitions

Summit University Teen Center, Inc.-The Loft
Jim Robinson, Director
1063 Iglehart Ave.
St. Paul, MN 55104
612/644-3311
youth center, multi-purpose

Sumner-Olson Resident Council
Mona Moede, Director
900 8th Ave. N.
Minneapolis, MN 55411
612/642-1523
neighborhood association

Survival Skills Institute
Geraldine Carter, Director
1120 Oliver Ave. N.
Minneapolis, MN 55411
612/522-6654
children and youth services

Turning Point, Inc.
Peter Hayden, Director
1105 16th Ave. N.
Minneapolis, MN 55411
612/588-0707
substance abuse, prevention and treatment

Twin Cities Opportunities Industrialization Center, Inc.
Duke Hamilton, Director
935 Olson Memorial Highway
Minneapolis, MN 55405
612/377-0150
employment procurement, assistance and job training

Two or More, Inc.
277 12th Ave. N.
Minneapolis, MN 55401
612/338-6549
employment procurement, assistance and job training

Uganda Project
Shelly Franz, Director
2181 Kings Terrace
Woodbury, MN 55125
612/738-6997
social services, capacity building

United Negro College Fund
Toni Green, Director
401 2nd Ave. S., #532
Minneapolis, MN 55401
612/338-5742
scholarships, student financial aid

W. Harry Davis Foundation
Victor Propes, Director
1015 Olson Highway
Minneapolis, MN 55405
612/377-2227
community foundation

Women Helping Offenders
Farris Bell, Director
310 E. 38th St.
Minneapolis, MN 55409
612/824-0741
rehabilitation services for offenders

AMERICAN INDIAN NONPROFIT ORGANIZATIONS

American Indian Science and Engineering Society (U of M Chapter)
106 Pleasant St. S.E.
Minneapolis, MN 55455
612/624-2555
student services, organization of students

American Indian Business Development Corporation
Brenda Draves, Director
1433 E. Franklin Ave.
Minneapolis, MN 55404
612/870-7555
urban economic development

American Indian Chamber of Commerce
1433 E. Franklin Ave.
Minneapolis, MN 55404
612/871-2157
business league

American Indian Fellowship Association
8 East 4th St.
Duluth, MN 55802
multi-purpose, capacity building

American Indian Health Care Association
Michael Arfsten, Director
245 E. Sixth St., Suite 499
St. Paul, MN 55101
612/293-0233
professional society

American Indian Movement Patrol, Inc. (A.I.M. Patrol)
Ron (Bear) Cronick, Director
2300 Cedar Ave. S.
Minneapolis, MN 55404
612/724-3129
crime prevention

American Indian OIC, Inc.
Marvin Hansen, Director
1845 E. Franklin Ave.
Minneapolis, MN 55404
612/341-3766
employment procurement, assistance and job training

American Indian Services Inc.
Lee Staples, Director
735 E. Franklin Ave.
Minneapolis, MN 55404
612/871-2175
chemical abuse, dependency, prevention and treatment

American Indian Veterans Center
Ken Webster, Director
1515 E. Lake St.
Minneapolis, MN 55407
612/642-9601
military, veterans organization

Anishinabe Council of Job Developers, Inc.
Wilma Mason, Director
3010 Bloomington Ave. S.
Minneapolis, MN 55407
612/729-5654
employment procurement, assistance and job training

Anishinabe O.I.C.
P.O. Box 194
Onamia, MN 56359
612/532-4046
employment procurement, assistance and job training

Greater Minneapolis Council of Churches, Division of Indian Work
Mary Ellen Dumas, Director
3045 Park Ave. S.
Minneapolis, MN 55407
612/827-1795
personal social services

Heart of the Earth Survival School
William Means, Director
1209 4th St. S.E.
Minneapolis, MN 55414
612/331-8862
primary, elementary education

Ikwe Marketing Collective
Denise Bellecourt, Director
Becker County
Route 1, Box 286
Ponford, MN 56575
community/neighborhood development improvement, general

Indian Family Services, Inc.
Doreen Day, Director
1305 E. 24th St.
Minneapolis, MN 55404
612/348-5788
family services

Indian Health Board of Minneapolis, Inc.
Norine Smith, Director
1315 E. 24th St.
Minneapolis, MN 55404
612/721-9800
ambulatory health center, community clinic

Indian Neighborhood Club on Alcohol and Drugs, Inc.
Greg LaFontaine, Director
1805 Portland Ave. So.
Minneapolis, MN 55404
612/871-7412
chemical abuse, dependency, prevention and treatment

Indigenous Women's Network
Winona LaDuke, Director
P. O. Box 174
Lake Elmo, MN 55042
612/770-3629
multi-purpose, human services organization

Juel Fairbanks Chemical Dependency Services
Marvin Hanks, Director
806 N. Albert
St. Paul, MN 55104
612/644-6204
chemical abuse, dependency, prevention and treatment

Kateri Residence
Sally Auger, Director
2408 4th Ave. S.
Minneapolis, MN 55404
612/871-0477
chemical abuse, dependency, prevention and treatment

Little Earth Resident Association, Inc.
Lesli Kerkhoff, Director
2501 Cedar Ave. S.
Minneapolis, MN 55404
612/724-0023
community coalitions

Migizi Communications
Laura Wittstock, Director
3123 E. Lake St. Suite 200
Minneapolis, MN 55406
612/721-6631
arts and cultural organization, multi-purpose

Minneapolis American Indian Center
Frances Fairbanks, Director
1530 E. Franklin Ave.
Minneapolis, MN 55404
612/871-4555
human services organization, multi-purpose

Minnesota American Indian Chamber of Commerce
Les King, Director
1885 University Ave. W., #20
St. Paul, MN 55104
612/641-0679
business league

Minnesota Indian AIDS Task Force
Sharon Day, Director
1433 E. Franklin Ave.
Minneapolis, MN 55404
612/870-1723
AIDS health program

Minnesota Indian Area Agency on Aging
Luella Seelye, Director
P.O. Box 217
Cass Lake, MN 56633
218/335-8585
seniors' rights and services

Minnesota Indian Education Association
P.O. Box 902
Cass Lake, MN 56633
professional society/association

Minnesota Indian Primary Residential Treatment Center
Elwin Benton, Director
P.O. Box 66
Sawyer, MN 55780
218/879-6731
chemical abuse, dependency, prevention and treatment

Minnesota Indian Women's Resource Center
Margaret Peake Raymond, Director
2110 Nicollet Ave. S.
Minneapolis, MN 55404
612/872-8211
chemical abuse, dependency, prevention and treatment

Na-way-ee/Center School
Ron Otterson, Director
2421 Bloomington Ave. S.
Minneapolis, MN 55404
612/721-1655
educational services and school, other

New Visions Treatment Center
Trudell Starr, Director
2605-2nd Ave. S.
Minneapolis, MN 55408
612/870-0441
chemical abuse, dependency, prevention and treatment

Northern Youth Programs of Minnesota
Eli Yutzy, Director
Route 7, Box 384
International Falls, MN 56649
218/283-3608
youth development program, other

Phillips Job Bank
Mary Crowley, Director
1931 13th Ave. S.
Minneapolis, MN 55404
612/871-2122
employment procurement, assistance and job training

Red School House, Inc.
Stephanie Autumn, Director
643 Virginia St.
St. Paul, MN 55103
612/488-6626
elementary, secondary education

St. Paul American Indian Center
Prosper Wukun, Director
341 University Ave. W.
St. Paul, MN 55103
612/222-0690
human service organization, multi-purpose

St. Paul American Indians in Unity
c/o Metropolitan State University
Bruce Hunter, Director
730 Hennepin Ave.
Minneapolis, MN 55406
612/341-7250
arts, cultural, humanities organization

Upper Midwest American Indian Center
Gertrude Buckanaga, Director
1113 W. Broadway
Minneapolis, MN 55411
612/522-4436
human services organization, multi-purpose

White Earth Land Recovery Project
Winona La Duke, Director
P.O. Box 327
White Earth, MN 56591
218/573-3049
public education, advocacy

Women of Nations
Yvonne Leith, Director
P.O. Box 40309
St. Paul, MN 55104
612/222-5830
multi-purpose

HISPANIC NONPROFIT ORGANIZATIONS

Amigos de las Americas
Joanna Robles, Director
17825 Sixth Ave. N.
Minneapolis, MN 55447
612/473-5959
multi-purpose service organization

Aztlan Cultural Organization
Ildo Rivera, Director
2424 Bryant Ave.
Minneapolis, MN 55411
612/529-0833
folk arts, traditional arts

Casa de Esperanza
Pamela Zeller, Director
P.O. Box 75177
St. Paul, MN 55175
612/772-1723
family violence shelter and services

Centro Cultural Chicano, Inc.
Manuel Guzman, Director
1704 Dupont Ave. N.
Minneapolis, MN 55411
612/588-9330
human services organization, multi-purpose

Centro de Crisis
Judy San Juan Flores, Director
P.O. Box 649
Albert Lea, MN 56007
507/373-2223
family violence service

Centro Legal, Inc.
179 E. Robie St.
St. Paul, MN 55107
612/291-0110
legal services

Chicano Latino Employment Opportunities

Lou Lopez, Director

1575 Ames Ave.

St. Paul, MN 55104

612/774-2045

employment procurement, assistance and job training

Chicanos/Latinos Unidos En Servicios

Rafael Ortega, Director

220 S. Robert St., Suite 103

St. Paul, MN 55107

612/292-0117

human services organization, multi-purpose

Concord Street Business Assoc.

Sam Verdeja, Director

176 Concord St.

St. Paul, MN 55107

612/222-6347

business league

Guadalupe Area Project

Milo Cutter, Director

381 E. Robie St.

St. Paul, MN 55107

612/222-0757

child day care services

Hispanos En Minnesota

Jerry Geuvara, Director

179 E. Robie St.

St. Paul, MN 55107

612/227-0831

human services organization, multi-purpose

Instituto de Arte y Cultura

Irene Gomez-Bethke, Director

3501 Chicago Ave.

Minneapolis, MN 55407

612/824-0708

dance organization

La Oportunidad, Inc.
Richard Podvin, Director
1600 University Ave. W., Suite 219
St. Paul, MN 55104
612/646-6115
services to prisoners and families, multi-purpose

Midwest Farmworker Employment and Training
Mary Gohlike, Director
35 Wilson Ave. N.E.
St. Cloud, MN 56302
612/253-7010
multi-purpose, capacity building

Migrant Health Service, Inc.
Joan Altanbernd, Director
810 4th Ave. S.
Moorhead, MN 56560
218/236-6502
health, general, other

Minnesota Hispanic Chamber of Commerce
Carlos Herrera, Director
209 W. Page St.
St. Paul, MN 55107
612/222-0569
business league

Minnesota Hispanic Education Program
Elsa Vega-Perez, Director
245 E. Sixth St.
St. Paul, MN 55101
612/222-6014
multi-purpose education program

Minnesota Hispanic Technical Professional Education Program
77 E. Congress St.
St. Paul, MN 55107
612/222-6014
vocational education services

West Side Community Health Center, Inc.
Thomas Yardic, Director
153 Concord St.
St. Paul, MN 55107
612/222-1816
ambulatory health center, community clinic

MULTI-CULTURAL NONPROFIT ORGANIZATIONS

A Better Chance Foundation of Edina
Gardner Gay, Director
6304 France Ave. S.
Edina, MN 55410
612/866-3496
youth development programs, other

BIHA Women in Action
Alice Lynch, Director
122 W. Franklin Ave. #306
Minneapolis, MN 55404
612/870-1193
multi-purpose

Center for Victims of Torture
Doug Johnson, Director
717 E. River Road
Minneapolis, MN 55455
612/626-1400
victims' services

Coalition for People of Color with AIDS
Alice Lynch, Director
122 W. Franklin #306
Minneapolis, MN 55404
612/870-1193
AIDS

Education Is Our Goal
Major Topps, Director
1015 Olson Memorial Highway
Minneapolis, MN 55405
612/337-0150 or 612/522-1322
employment procurement, assistance and job training

Hennepin County Bar Association
Legal Advice Clinics, Ltd.
430 Marquette Ave.
Minneapolis, MN 55401
612/339-8777
legal services

Inroads/Minneapolis-St. Paul, Inc.
Jackie Looney, Director
450 Syndicate St., Suite 122
St. Paul, MN 55104
612/644-4406
vo-tech schools

Inter Race
Vivian Jenkins-Nelsen, Director
600 21st Ave. S., Box 212
Minneapolis, MN 55454
612/339-0820
multi-purpose, capacity building

International Institute of Minnesota
Robert Hoyle, Director
1694 Como Ave.
St. Paul, MN 55108
612/647-0191
multi-purpose cultural organization

Legal Rights Center, Inc.
William McGee, Director
808 E. Franklin Ave.
Minneapolis, MN 55404
612/871-4886
legal services

MELD
Ann Ellwood, Director
123 N. 3rd St.
Minneapolis, MN 55401
612/332-7563
prenatal care, child birth preparation program

Metropolitan Economic Development Association
Warren McLean, Director
2021 E. Hennepin, Ste. 370
Minneapolis, MN 55413
612/378-0361
multi-purpose

Metropolitan Minority Outreach
Bill Becker, Chair
P.O. Box 75364
St. Paul, MN 55144
educational services, schools, other

Minneapolis Youth Diversion Program
Nancy Hite, Director
1905 3rd Ave. S.
Minneapolis, MN 55404
612/871-3613
multi-purpose youth program

Minnesota International Health Volunteers
Angie Nelson, Director
122 W. Franklin, Suite 303
Minneapolis, MN 55411
612/871-3759
international development, relief services

Minnesota Minority Education Partnership
Ron McKinley, Director
731 21st Ave. S.
Minneapolis, MN 55454
612/330-1645
management and technical assistance service

Mixed Blood Theater Company
Jack Rueler, Director
1501 S. Fourth St.
Minneapolis, MN 55454
612/338-0937
theater and other dramatic arts organization

Nat'l Association of Minority Contractors of Minnesota Foundation
Richard Copeland, Director
1121 Glenwood Ave. N.
Minneapolis, MN 55405
612/374-5129
management and technical assistance service

Neighborhood House Association
Eustolio Benavides III, Director
179 E. Robie St.
St. Paul, MN 55107
612/227-9291
human services organization, multi-purpose

Neighborhood Justice Center
Michael Davis, Director
500 Laurel Ave.
St. Paul, MN 55102
612/222-4703
legal services

New Beginning Center
Ron Smith, Director
644 Selby Ave.
St. Paul, MN 55104
612/224-3835
family services

Park Avenue Urban Program and Leadership Foundation
W. Arthur Erickson, Director
3400 Park Ave.
Minneapolis, MN 55407
612/825-6863
youth development program, other

People of Phillips
Ernest Swinsen, Director
2113 Chicago Ave. So.
Minneapolis, MN 55404
612/874-1711
community coalition

People Unlimited, Inc.
Frank Kenney, Director
245 5th Ave. South
Minneapolis, MN 55415
612/332-0664
employment training

Phillips Neighborhood Housing Trust
Christopher Owens, Director
2714 Chicago Ave. S.
Minneapolis, MN 55407
612/872-6060
fundraising, distribution

Rainbo Children's Theater
Merline Batiste Doty, Director
688 Selby Ave.
St. Paul, MN 55104
612/228-0854
arts and cultural organization, multi-purpose

Rochester Better Chance Foundation
Pat Haugen, Director
615 21st N.W.
Rochester, MN 55901
507/289-4370
fundraising, distribution

Southside Family Nurturing Center
Jean Winje, Director
2448 18th Ave. S.
Minneapolis, MN 55404
612/721-2762
children and youth services

Southside Family School
Flo Golod, Director
2740 1st Ave. S.
Minneapolis, MN 55408
612/872-8322
primary, elementary education

St. Paul Urban Coalition
Melva Diaz, Director
332 Minnesota St.
St. Paul, MN 55101
612/224-6218
remedial reading, encouragement program


Summit University Planning Council
Greg Finzell, Director
627 Selby Ave.
St. Paul, MN 55104
612/228-1855
community coalition

The City, Inc.
James Nelson, Director
1545 E. Lake St.
Minneapolis, MN 55407
612/724-3689
youth service, multi-purpose

Urban Coalition
Yusef Mgeni, Director
708 3rd St. S., #300
Minneapolis, MN 55415
612/348-8550
multi-purpose, advocacy services

Urban Concerns Workshop
Carol Johnson, Director
2233 University Ave., #424
Minneapolis, MN 55114
612/645-0853
public education, advocacy

III. MAILING LABEL MATRICES



ASIAN/PACIFIC ISLANDER
NONPROFIT ORGANIZATIONS

American Refugee Committee
Jack Soldate, Director
2344 Nicollet Ave., Suite 350
Minneapolis, MN 55404

Asian Business & Cmty News
Nghi Huynn, Director
396 Roy St.
St. Paul, MN 55104

Assoc.--Hmong Women in Minn.
A. Xiong, Director
3137 Chicago Ave. S.
Minneapolis, MN 55407

Ctr--Asian & Pacific Islanders
Hoang Tran, Director
1304 E. Lake St.
Minneapolis, MN 55407

Hmong-American Vets Alliance
Va Yang, President
1232 Seminole Ave.
West St. Paul, MN 55118

Hmong American Partnership
Robert Anderson, Director
450 N. Syndicate, Suite 35
St. Paul, MN 55104

Hmong Folk Art Center
Sy Vang, Director
4408 France Ave.
Minneapolis, MN 55410

Intercultural Mutual Assist.
Assoc., Ron Buzard, Director
16 S.W. 7th Ave.
Rochester, MN 55902

Khmer Association of Mn., Inc.
Leoung Khi, Director
215 Old 6th St.
St. Paul, MN 55102

Korean Assoc. of Minnesota
Sung Won Sohn, Director
1603 Univ. Ave., 2nd Floor
St. Paul, MN 55104

Lao Assistance Center of Mn.
Foun Manivanh, Director
1800 Glenwood Ave. N.
Minneapolis, MN 55405

Lao Assoc. of Mutual Assist.
Lydia Radke, Director
2180 Glory Drive
Eagan, MN 55122

Lao Family Community of Mn.
Ying Vang, Director
976 West Minnehaha
St. Paul, MN 55104

Lao Family Community of Mpls
See Yang, Director
3522 Penn Ave. N.
Minneapolis, MN 55412

McDonough Organization
Nancy Christianson, Director
1560 Timberlake Rd., #8
St. Paul, MN 55117

Project Regina
Marie Lee, O.P., Director
1006 W. Lake St.
Minneapolis, MN 55408

Refugee-Immigrant Res. Ctr.
Lar Mundstock, Director
1821 University Ave., #360
St. Paul, MN 55104

Sumner-Olson Resident Council
Mona Moede, Director
900 8th Ave. No.
Minneapolis, MN 55411

Urban Communities Assoc.--Mpls
Cherian Puthiyottil, Director
1401 Clinton Ave. S.
Minneapolis, MN 55404

Vietnamese Social Services-Mn.
Lu Chi, Director
105 University Ave. W.
St. Paul, MN 55103

Women's Assoc. of Hmong-Lao
Gaoly Yang, Director
1544 Timberlake Rd.
St. Paul, MN 55117

A
A
C

A
S
2
M

A
E
7
S

E
I
7
V

C
E
3
M

E
E
I
S

C
M
C
M

E
E
3
S

E
E
E

E
E
E

AFRICAN AMERICAN/
AFRICAN NONPROFIT
ORGANIZATIONS

Inst. of Afro-Am. Awareness
12 E. 4th St.
Duluth, MN 55805

Northside Res. Redevelop. Cncl
Mathew Ramadan, Director
1014 Plymouth Ave. N.
Minneapolis, MN 55411

Academy of Islamic Studies
Sameera Bilal, Director
2620 Russell Ave. N.
Minneapolis, MN 55411

Inst. on Black Chemical Abuse
Salimah Majeed, Director
2614 Nicollet Ave. S.
Minneapolis, MN 55408

Parents for Educ. Progress
Lorraine Smaller, Director
926 Thomas Ave. N.
Minneapolis, MN 55411

Aurora St. Anthony Block Clubs
Ron Pauline, Director
770 University Ave. W.
St. Paul, MN 55104

KMOJ Radio
Ron Edwards, Director
501 Bryant Ave. N.
Minneapolis, MN 55405

Penumbra Theater Company
Lou Bellamy, Director
270 N. Kent St.
St. Paul, MN 55102

Black Music Educators
Louis Wilson, Director
7140 Coachwood Circle
Woodbury, MN 55125

Mar-be Sr. Cit. Ceramic Worksh
2015 Glenwood Ave. N.
Minneapolis, MN 55405

Phyllis Wheatley Community Ct
Don Riley, Director
919 Fremont Ave. N.
Minneapolis, MN 55411

Central Ngbh Improve. Assoc.
Ronald Smith, Director
310 E. 38th St.
Minneapolis, MN 55409

Minneapolis Urban League
Gleason Glover, Director
2000 Plymouth Ave. N.
Minneapolis, MN 55411

Pilot City Regional Center
Charlene Cole, Director
1315 Penn Ave. N.
Minneapolis, MN 55411

Ethiopians in Minnesota, Inc.
Bezabeh Assefa, Director
1821 University Ave., #360S
St. Paul, MN 55104

Model Cities Health Center
Beverly Hawkins, Director
430 N. Dale St.
St. Paul, MN 55103

Project Africa, Inc.
David Bing, Director
3009 Holmes Ave. S.
Minneapolis, MN 55408

Glendale Residents Action Cncl
Marilyn Holman, Director
90 St. Mary's Ave. S.E.
Minneapolis, MN 55414

NAACP
Matthew Little, Director
P.O. Box 8237
Minneapolis, MN 55408

Ramsey Co. Opport. Indust. Ctr
Cindy Nelson-Fischer, Director
215 E. 9th St.
St. Paul, MN 55101

Hallie Q. Brown Community Ctr.
Fred Williams, Director
270 N. Kent St.
St. Paul, MN 55102

New Directions Youth Ministry
Dale Hulme, Director
430 Bryant Ave. N.
Minneapolis, MN 55405

Ruby Riney Institute
Bartholomew Riney, Director
2118 14th Ave. N.
Minneapolis, MN 55411

Hospitality House, Inc.
Roger Olson, Director
1220 Logan Ave. N.
Minneapolis, MN 55411

New Life Fam. Ser.-Oasis
Crisis, Janette Vought, Dir.
2031 W. Broadway
Minneapolis, MN 55411

Sabathani Community Center
James Cook, Director
310 E. 38th St.
Minneapolis, MN 55409

Inner City Youth League
Robert Hickman, Director
909 Selby Ave.
St. Paul, MN 55104

Northside Child Develop. Ctr.
Ruby Hughes, Director
1011 14th Ave. N.
Minneapolis, MN 55411

Selby Area Cmty Dev. Corp.
Bob Porter, Director
452 Selby Ave.
St. Paul, MN 55102

South Africa Freedom Fund
5801 Duluth St., Suite 105A
Golden Valley, MN 55422
fundraising, fund distribution

W. Harry Davis Foundation
Victor Propes, Director
1015 Olson Highway
Minneapolis, MN 55405

St. Paul Urban League
Willie Mae Wilson, Director
401 Selby Ave.
St. Paul, MN 55102

Women Helping Offenders
Farris Bell, Director
310 E. 38th St.
Minneapolis, MN 55409

Summit Univ. Teen Center-Loft
Jim Robinson, Director
1063 Iglehart Ave.
St. Paul, MN 55104

Sumner-Olson Resident Council
Mona Moede, Director
900 8th Ave. N.
Minneapolis, MN 55411

Survival Skills Institute
Geraldine Carter, Director
1120 Oliver Ave. N.
Minneapolis, MN 55411

Turning Point, Inc.
Peter Hayden, Director
1105 16th Ave. N.
Minneapolis, MN 55411

T.C.O.I.C., Inc.
Duke Hamilton, Director
935 Olson Memorial Highway
Minneapolis, MN 55405

Two or More, Inc.
277 12th Ave. N.
Minneapolis, MN 55401

Uganda Project
Shelly Franz, Director
2181 Kings Terrace
Woodbury, MN 55125

United Negro College Fund
Toni Green, Director
401 2nd Ave. S., #532
Minneapolis, MN 55401

AMERICAN INDIAN
NONPROFIT
ORGANIZATIONS

Am. Ind. Sci. & Eng. Soc.
(U of M Chapter)
106 Pleasant St. S.E.
Minneapolis, MN 55455

Am. Ind. Bus. Dev. Corp.
Brenda Draves, Director
1433 E. Franklin Ave.
Minneapolis, MN 55404

Am. Indian Chamber of Commerce
1433 E. Franklin Ave.
Minneapolis, MN 55404

Am. Indian Fellowship Assn
8 East 4th St.
Duluth, MN 55802

Am. Indian Health Care Assoc.
Michael Arfsten, Director
245 E. Sixth St., Suite 499
St. Paul, MN 55101

A.I.M. Patrol
Ron (Bear) Cronick, Director
2300 Cedar Ave. S.
Minneapolis, MN 55404

American Indian OIC, Inc.
Marvin Hansen, Director
1845 E. Franklin Ave.
Minneapolis, MN 55404

American Indian Services Inc.
Lee Staples, Director
735 E. Franklin Ave.
Minneapolis, MN 55404

Ken Webster, Director
1515 E. Lake St.
Minneapolis, MN 55407

Anishinabe Cncl-Job Developers
Wilma Mason, Director
3010 Bloomington Ave. S.
Minneapolis, MN 55407

Anishinabe O.I.C.
P.O. Box 194
Onamia, MN 56359

Gr. Mpls Co. of Churches
Mary Ellen Dumas, Director
3045 Park Ave. S.
Minneapolis, MN 55407

Heart of the Earth Surv. Sch.
William Means, Director
1209 4th St. S.E.
Minneapolis, MN 55414

Ikwe Marketing Collective
Denise Bellecourt, Director
Becker County, Rte 1, Box 286
Ponford, MN 56575

Indian Family Services, Inc.
Doreen Day, Director
1305 E. 24th St.
Minneapolis, MN 55404

Indian Health Board of Mpls.
Norine Smith, Director
1315 E. 24th St.
Minneapolis, MN 55404

Ind. Ngbh. Club--Alcohol/Drugs
Greg LaFontaine, Director
1805 Portland Ave. So.
Minneapolis, MN 55404

Indigenous Women's Network
Winona LaDuke, Director
P. O. Box 174
Lake Elmo, MN 55042

Juel Fairbanks Chem. Dep. Ser.
Marvin Hanks, Director
806 N. Albert
St. Paul, MN 55104

Kateri Residence
Sally Auger, Director
2408 4th Ave. S.
Minneapolis, MN 55404

Little Earth Resident Assn
Lesli Kerkhoff, Director
2501 Cedar Ave. S.
Minneapolis, MN 55404

Migizi Communications
Laura Wittstock, Director
3123 E. Lake St. Suite 200
Minneapolis, MN 55406

Mpls American Indian Center
Frances Fairbanks, Director
1530 E. Franklin Ave.
Minneapolis, MN 55404

Minn. American Indian C of C
Les King, Director
1885 University Ave. W., #20
St. Paul, MN 55104

Minn. Indian AIDS Task Force
Sharon Day, Director
1433 E. Franklin Ave.
Minneapolis, MN 55404

Minn. Indian Area Agency-Agin
Luella Seelye, Director
P.O. Box 217
Cass Lake, MN 56633

Minn. Indian Education Assoc.
P.O. Box 902
Cass Lake, MN 56633

Minn. Ind. Primary Res. Treat.
Ctr., Elwin Benton, Director
P.O. Box 66
Sawyer, MN 55780

Mn. Indian Women's Res. Ctr.
Margaret Peake Raymond, Dir.
2110 Nicollet Ave. S.
Minneapolis, MN 55404

Na-way-ee/Center School
Ron Otterson, Director
2421 Bloomington Ave. S.
Minneapolis, MN 55404

New Visions Treatment Center
Trudell Starr, Director
2605-2nd Ave. S.
Minneapolis, MN 55408

Northern Youth Programs of Mn.
Eli Yutzy, Director
Route 7, Box 384
International Falls, MN 56649

Phillips Job Bank
Mary Crowley, Director
1931 13th Ave. S.
Minneapolis, MN 55404

Red School House, Inc.
Stephanie Autumn, Director
643 Virginia St.
St. Paul, MN 55103

St. Paul Am. Indian Ctr.
Prosper Wukun, Director
341 University Ave. W.
St. Paul, MN 55103

St. Paul Am. Indians in Unity
c/o Metro St. U, Bruce Hunter
730 Hennepin Ave.
Minneapolis, MN 55406

Upper Midwest Am. Indian Ctr.
Gertrude Buckanaga, Director
1113 W. Broadway
Minneapolis, MN 55411

White Earth Land Recovery Pjt
Winona La Duke, Director
P.O. Box 327
White Earth, MN 56591

Women of Nations
Yvonne Leith, Director
P.O. Box 40309
St. Paul, MN 55104

HISPANIC NONPROFIT
ORGANIZATIONS

Guadalupe Area Project
Milo Cutter, Director
381 E. Robie St.
St. Paul, MN 55107

Amigos de las Americas
Joanna Robles, Director
17825 Sixth Ave. N.
Minneapolis, MN 55447

Hispanos En Minnesota
Jerry Geuvara, Director
179 E. Robie St.
St. Paul, MN 55107

Aztlan Cultural Organization
Ildo Rivera, Director
2424 Bryant Ave.
Minneapolis, MN 55411

Instituto de Arte y Cultura
Irene Gomez-Bethke, Director
3501 Chicago Ave.
Minneapolis, MN 55407

Casa de Esperanza
Pamela Zeller, Director
P.O. Box 75177
St. Paul, MN 55175

La Oportunidad, Inc.
Richard Podvin, Director
1600 Univ. Ave. W., Suite 219
St. Paul, MN 55104

Centro Cultural Chicano, Inc.
Manuel Guzman, Director
1704 Dupont Ave. N.
Minneapolis, MN 55411

Midwest Farmwker Employ/Train
Mary Gohlike, Director
35 Wilson Ave. N.E.
St. Cloud, MN 56302

Centro de Crisis
Judy San Juan Flores, Director
P.O. Box 649
Albert Lea, MN 56007

Migrant Health Service, Inc.
Joan Altanbernd, Director
810 4th Ave. S.
Moorhead, MN 56560

Centro Legal, Inc.
179 E. Robie St.
St. Paul, MN 55107

Minnesota Hispanic C. of C.
Carlos Herrera, Director
209 W. Page St.
St. Paul, MN 55107

Chicano Latino Employ. Oppor.
Lou Lopez, Director
1575 Ames Ave.
St. Paul, MN 55104


Mn. Hispanic Education Pgm
Elsa Vega-Perez, Director
245 E. Sixth St.
St. Paul, MN 55101

Chicanos/Latinos Unidos En
Servicos, Rafael Ortega, Dir.
220 S. Robert St., Suite 103
St. Paul, MN 55107

Mn. Hispanic Technical
Professional Education Pgm.
77 E. Congress St.
St. Paul, MN 55107

Concord Street Business Assoc.
Sam Verdeja, Director
176 Concord St.
St. Paul, MN 55107

West Side Community Health Ctr
Thomas Yardic, Director
153 Concord St.
St. Paul, MN 55107



MULTICULTURAL
NONPROFIT
ORGANIZATIONS

A Better Chance Foundtn-Edina
Gardner Gay, Director
6304 France Ave. S.
Edina, MN 55410

BIHA Women in Action
Alice Lynch, Director
122 W. Franklin Ave. #306
Minneapolis, MN 55404

Center for Victims of Torture
Doug Johnson, Director
717 E. River Road
Minneapolis, MN 55455

Coalition-People of Color/AIDS
Alice Lynch, Director
122 W. Franklin #306
Minneapolis, MN 55404

Education Is Our Goal
Major Topps, Director
1015 Olson Memorial Highway
Minneapolis, MN 55405

Hennepin County Bar Assn.
Legal Advice Clinics, Ltd.
430 Marquette Ave.
Minneapolis, MN 55401

Inroads/Minneapolis-St. Paul
Jackie Looney, Director
450 Syndicate St., Suite 122
St. Paul, MN 55104

Inter Race
Vivian Jenkins-Nelsen, Dir.
600 21st Ave. S., Box 212
Minneapolis, MN 55454

Int'l Inst. of Minnesota
Robert Hoyle, Director
1694 Como Ave.
St. Paul, MN 55108

Legal Rights Center, Inc.
William McGee, Director
808 E. Franklin Ave.
Minneapolis, MN 55404

MELD
Ann Ellwood, Director
123 N. 3rd St.
Minneapolis, MN 55401

Metro Economic Dev. Assn.
Warren McLean, Director
2021 E. Hennepin, Ste. 370
Minneapolis, MN 55413

Metropolitan Minority Outreach
Bill Becker, Chair
P.O. Box 75364
St. Paul, MN 55144

Mpls Youth Diversion Program
Nancy Hite, Director
1905 3rd Ave. S.
Minneapolis, MN 55404

Minn. Int'l Health Volunteers
Angie Nelson, Director
122 W. Franklin, Suite 303
Minneapolis, MN 55411

Mn. Minority Educ. Partnership
Ron McKinley, Director
731 21st Ave. S.
Minneapolis, MN 55454

Mixed Blood Theater Company
Jack Rueler, Director
1501 S. Fourth St.
Minneapolis, MN 55454

Nat'l Assn.--Minority Contract
Richard Copeland, Director
1121 Glenwood Ave. N.
Minneapolis, MN 55405

Neighborhood House Association
Eustolio Benavides III, Dir.
179 E. Robie St.
St. Paul, MN 55107

Neighborhood Justice Center
Michael Davis, Director
500 Laurel Ave.
St. Paul, MN 55102

New Beginning Center
Ron Smith, Director
644 Selby Ave.
St. Paul, MN 55104

Park Ave. Urban Pgm & Leader
W. Arthur Erickson, Director
3400 Park Ave.
Minneapolis, MN 55407

People of Phillips
Ernest Swinsen, Director
2113 Chicago Ave. So.
Minneapolis, MN 55404

People Unlimited, Inc.
Frank Kenney, Director
245 5th Ave. South
Minneapolis, MN 55415

Phillips Ngbh Housing Trust
Christopher Owens, Director
2714 Chicago Ave. S.
Minneapolis, MN 55407

Rainbo Children's Theater
Merline Batiste Doty, Director
688 Selby Ave.
St. Paul, MN 55104

Rochester Better Chance Fdn.
Pat Haugen, Director
615 21st N.W.
Rochester, MN 55901

Southside Family Nurturing Ctr
Jean Winje, Director
2448 18th Ave. S.
Minneapolis, MN 55404

Southside Family School
Flo Golod, Director
2740 1st Ave. S.
Minneapolis, MN 55408

St. Paul Urban Coalition
Melva Diaz, Director
332 Minnesota St.
St. Paul, MN 55101

Summit Univ. Planning Cncl
Greg Finzell, Director
627 Selby Ave.
St. Paul, MN 55104

The City, Inc.
James Nelson, Director
1545 E. Lake St.
Minneapolis, MN 55407

Urban Coalition
Yusef Mgeni, Director
708 3rd St. S., #300
Minneapolis, MN 55415

Urban Concerns Workshop
Carol Johnson, Director
2233 University Ave., #424
Minneapolis, MN 55114

APPENDIX: DIRECTORIES OF ORGANIZATIONS AND PROGRAMS SERVING COMMUNITIES OF COLOR IN MINNESOTA

ASIAN OR PACIFIC ISLANDER

- Council on Asian-Pacific Minnesotans, "Asian-Pacific Community Directory," no date; available for \$10.00 from Council on Asian-Pacific Minnesotans, Summit National Bank Building, 205 Aurora Ave., Suite 100, St. Paul, MN 55103; 612/296-0538.
- Metropolitan Council, Minority Issues Advisory Committee, maintains a mailing list of organizations within each of the communities of color; this list includes some of the more informal and voluntary organizations and associations and is updated periodically. For information about the list, contact Roberta Hammerlind, Planner, Minority Issues Advisory Committee, Metropolitan Council, Mears Park Centre, 230 E. Fifth St., St. Paul, MN 55101; 612/291-6378.
- Saint Paul Foundation, *Mutual Assistance Associations in Minnesota*, April, 1990; for availability, contact Donna Sherlock, The Saint Paul Foundation, 1120 Norwest Center, St. Paul, MN 55101; 612/224-5463.
- United Way's First Call for Help, *1991-1991 Directory of Community Services*, see "Asian American Services"; available for \$14.00 plus shipping from United Way, 404 S. 8th St., Minneapolis, MN 55404; 612/335-4000.

AFRICAN AMERICAN/AFRICAN

- The Council on Black Minnesotans is preparing a directory; for more current information, contact the Council, 289 E. 5th St., Suite 210, St. Paul, MN 55101; 612/297-3708.
- United Way's First Call for Help, *1991-1991 Directory of Community Services*, see "African American Services"; available for \$14.00 plus shipping from United Way, 404 S. 8th St., Minneapolis, MN 55404; 612/335-4000.

AMERICAN INDIAN

- American Indian Learning and Resource Center, *Native American Resource Directory*, November 1990; for availability, contact the Center, 125 Fraser Hall, 106 Pleasant St. S.E., University of Minnesota, Minneapolis, MN 55455; 612/624-2555.
- *American Indian Youth Directory*, edited by William L. Parker, no date; published by MIGIZI Communications; for information on availability, please contact: MIGIZI Communications, 3132 E. Lake St., Suite 200, Minneapolis, MN 55406; 612/721-6631.
- United Way's First Call for Help, *1991-1991 Directory of Community Services*, see "Native American Services"; available for \$14.00 plus shipping from United Way, 404 S. 8th St., Minneapolis, MN 55404; 612/335-4000.

HISPANIC

- Spanish Speaking Affairs Council, *Directorio Bilingüe*, no date; available for \$6.50 from Minnesota's Bookstore, 117 University Ave., St. Paul, MN 55155; 612/297-300 or 1-800-652-9747.
- United Way's First Call for Help, *1991-1991 Directory of Community Services*, see "Hispanic Services"; available for \$14.00 plus shipping from United Way, 404 S. 8th St., Minneapolis, MN 55404; 612/335-4000.

UNIVERSITY OF MINNESOTA

CURA

Center for Urban and Regional Affairs

330 Hubert H. Humphrey Center

301 19th Avenue South

Minneapolis, MN 55455

