

This is a repository copy of *Cost-effectiveness of psychological interventions for children and young people with post-traumatic stress disorder*.

White Rose Research Online URL for this paper:
<https://eprints.whiterose.ac.uk/151306/>

Version: Accepted Version

Article:

Mavranouzouli, Ifigeneia, Megnin-Viggars, Odette, Trickey, David et al. (5 more authors) (2020) Cost-effectiveness of psychological interventions for children and young people with post-traumatic stress disorder. *Journal of Child Psychology & Psychiatry*. pp. 699-710. ISSN 1469-7610

<https://doi.org/10.1111/jcpp.13142>

Reuse

Items deposited in White Rose Research Online are protected by copyright, with all rights reserved unless indicated otherwise. They may be downloaded and/or printed for private study, or other acts as permitted by national copyright laws. The publisher or other rights holders may allow further reproduction and re-use of the full text version. This is indicated by the licence information on the White Rose Research Online record for the item.

Takedown

If you consider content in White Rose Research Online to be in breach of UK law, please notify us by emailing eprints@whiterose.ac.uk including the URL of the record and the reason for the withdrawal request.

Cost-effectiveness of psychological interventions for children and young people with post-traumatic stress disorder

Ifigeneia Mavranouzouli^{1,2}, Odette Megnin-Viggars^{1,2}, David Trickey³, Richard Meiser-Stedman⁴, Caitlin Daly⁵, Sofia Dias^{5,6}, Sarah Stockton², Stephen Pilling^{1,2}

1 Centre for Outcomes Research and Effectiveness, Research Department of Clinical, Educational & Health Psychology, University College London, 1-19 Torrington Place, London, WC1E 7HB, UK

2 National Guideline Alliance, Royal College of Obstetricians and Gynaecologists, 27 Sussex Place, London, NW1 4RG, UK

3 The Anna Freud Centre, The Kantor Centre of Excellence, 4-8 Rodney Street, London, N1 9JH, UK

4 Department of Clinical Psychology, Norwich Medical School, University of East Anglia, Norwich Research Park, Norwich, NR4 7TJ, UK

5 Population Health Sciences, Bristol Medical School, University of Bristol, Canynge Hall, 39 Whatley Road, Bristol BS8 2PS, UK

6 *Current affiliation:* Centre for Reviews and Dissemination, University of York, Heslington, York, YO10 5DD, UK

Running title: cost-effectiveness of psychological treatments for PTSD in children

Word count: 7,929

Abstract

Background: PTSD in youth may lead to long-lasting psychological implications, educational difficulties and increased healthcare costs. Psychological interventions have been shown to be effective in its management. The objective of this study was to assess the cost-effectiveness of a range of psychological interventions for children and young people with PTSD.

Methods: A decision-analytic model was constructed to compare costs and quality-adjusted life years (QALYs) of 10 psychological interventions and no treatment for children and young people with PTSD, from the perspective of the National Health Service and personal social services in England. Effectiveness data were derived from a systematic review and network meta-analysis. Other model input parameters were based on published sources, supplemented by expert opinion.

Results: Cognitive therapy for PTSD, a form of individual trauma-focused cognitive behavioural therapy (TF-CBT), appeared to be the most cost-effective intervention for children and young people with PTSD (with a probability of 0.78 amongst the 11 evaluated options at a cost-effectiveness threshold of £20,000/QALY), followed by narrative exposure (another form of individual TF-CBT), play therapy, and other forms of individual TF-CBT. Narrative exposure had a 0.40 probability of being cost-effective amongst the remaining 10 options after excluding cognitive therapy. EMDR, parent training and group TF-CBT occupied middle cost-effectiveness rankings. Family therapy and supportive counselling were less cost-effective than other active interventions. There was limited evidence for some interventions, in particular cognitive therapy for PTSD and parent training.

Conclusions: Individual forms of TF-CBT and, to a lesser degree, play therapy appear to be cost-effective in the treatment of children and young people with PTSD. Family therapy and supportive counselling are unlikely to be cost-effective relative to other interventions. There is a need for well-conducted studies that examine the long-term clinical and cost-effectiveness of a range of psychological treatments for children and young people with PTSD.

Keywords: post-traumatic stress disorder; economic evaluation; decision-analytic modelling; intervention

INTRODUCTION

A considerable proportion of children and young people who are exposed to traumatic events, around 16%, will develop post-traumatic stress disorder (PTSD) (Alisic et al., 2014). Those who still have PTSD symptoms six months after the traumatic event are unlikely to recover without intervention (Hiller et al., 2016). If untreated, PTSD may lead to long-lasting psychological implications, educational difficulties and increased healthcare costs (Makley & Falcone, 2010). A number of psychological interventions have been shown to be effective in the treatment of PTSD in youth, predominantly trauma-focused cognitive behavioural therapy (TF-CBT) and, to a lesser extent, eye movement desensitisation and reprocessing (EMDR) (Mavranouzouli et al., submitted). Published economic evaluations in this field have concluded that cognitive therapy for PTSD, an individual form of TF-CBT (Shearer et al., 2018), individual TF-CBT (Mihalopoulos et al., 2015) and group TF-CBT (Aas, Iversen, Holt, Ormhaug, & Jensen, 2018) were more cost-effective than waitlist or treatment as usual; TF-CBT was also found to be more cost-effective than counselling (Gospodarevskaya & Segal, 2012) whereas group psychotherapy was likely more cost-effective than individual psychotherapy (McCrone et al., 2005). These economic studies evaluated a limited range of interventions available for the treatment of PTSD in youth and made very few comparisons between active interventions. Given the variety of available interventions and the need for efficient use of healthcare resources, the objective of this study was to examine the cost-effectiveness of a range of psychological interventions for the treatment of PTSD in children and young people from the perspective of the National Health Service (NHS) and Personal Social Services (PSS) in England, using decision-analytic economic modelling.

METHODS

The analysis presented here informed the updating of national guidance for the management of PTSD in England, published by the National Institute for Health and Care Excellence (NICE) (National Institute for Health and Care Excellence, 2018). The guideline was developed by a guideline committee, an independent multi-disciplinary group of clinical

academics, health professionals and service user and carer representatives with expertise and experience in the field of PTSD. The committee contributed to the development of the economic model by providing advice on issues relating to the natural history and treatment patterns of PTSD in children and young people in the UK, as well as on model inputs in areas where evidence was lacking.

Population

The study population comprised children and young people (aged under 18 years) with clinically important post-traumatic stress symptoms, defined by a diagnosis of PTSD according to the Diagnostic and Statistical Manual of Mental Disorders (DSM), the World Health Organization (WHO) International Classification of Diseases (ICD) or similar criteria, or by clinically significant PTSD symptoms, indicated by a PTSD symptom score above threshold on a validated scale, that are present for more than 3 months after a traumatic event.

Interventions

The psychological interventions considered in the economic analysis were selected amongst interventions that were considered in a systematic review and NMA of randomised controlled trials (RCTs) of psychological, psychosocial and other non-pharmacological treatments for children and young people with PTSD (Mavranouzouli et al., submitted; see online Appendix 2 for inclusion criteria for the NMA). For the economic analysis we considered only interventions that had been tested on at least 40 individuals across RCTs included in the NMA of changes in PTSD symptoms at treatment endpoint, as this was deemed the minimum size of evidence base that could support a practice recommendation. Treatment as usual was not considered in the economic analysis as it comprised a heterogeneous group of non-specific interventions that were not clearly defined across studies. The NMA assessed different interventions within the TF-CBT class. TF-CBT is a broad class of psychological interventions that predominantly use trauma-focused cognitive, behavioural or

cognitive-behavioural techniques and exposure approaches to treatment. Although some interventions place their main emphasis on exposure (e.g. imaginal reliving, producing a written narrative or in vivo exposure) and others on cognitive techniques (e.g. restructuring of trauma-related appraisals), most use a combination. Interventions belonging to the TF-CBT class were considered separately in the economic analysis to explore potential substantial differences in their relative cost-effectiveness. We decided to consider cognitive therapy for PTSD, one of the interventions within the TF-CBT class, in an exploratory economic analysis, although it had only been tested on 25 trial participants, because it was shown to be the most effective intervention in the NMA, and this finding, in combination with the robust evidence of effectiveness for all other interventions within the TF-CBT class, increased our confidence that cognitive therapy for PTSD was effective, despite of its limited evidence base. Nevertheless, we have also presented and interpreted results of the economic analysis after excluding cognitive therapy for PTSD from consideration.

The economic analysis evaluated the following interventions:

- Cognitive therapy for PTSD [TF-CBT] (included in exploratory analysis)
- Cohen TF-CBT/cognitive processing therapy (CPT) [TF-CBT]
- Narrative exposure therapy [TF-CBT]
- Exposure/prolonged exposure therapy [TF-CBT]
- Group CBT [TF-CBT]
- EMDR
- Family therapy
- Play therapy
- Parent training
- Supportive counselling
- No treatment, reflected in waitlist or no treatment RCT arms included in the NMA.

Economic model structure

A hybrid decision-analytic model consisting of a decision-tree followed by a two-state Markov model was constructed using Microsoft Office Excel 2013 to estimate total costs and quality-adjusted life years (QALYs) associated with each treatment. The model structure was determined by the natural history of PTSD in youth, its treatment patterns in the UK, and the availability of relevant clinical and epidemiological data (Figure 1).

The model followed hypothetical cohorts of children and young people with PTSD, initiated on each of the treatment options assessed. The duration of treatment equalled 3 months (12 weeks), according to the average treatment duration for children and young people with PTSD in trials and routine clinical practice (range 6-14 weeks). Following a course of treatment, children and young people in each cohort either remitted (entering a state of 'no-PTSD') or failed to remit, remaining in a 'PTSD' state. In the next 3 months of follow-up, those who had remitted could remain in remission or relapse to PTSD. Conversely, those who had not remitted, could remain in the 'PTSD' state or remit (and move to 'no-PTSD'). The length of the follow-up period immediately post-treatment was set at 3 months as this is the period for which most follow-up data are reported in RCTs of psychological interventions for PTSD.

After that point, children and young people in each cohort entered the Markov model, run in 3-month cycles, for consistency with the duration of the two periods of the decision-tree. In each cycle, children and young people could remain in the same health state or move between the states of 'PTSD' and 'no-PTSD'. A half-cycle correction was applied.

The time horizon of the analysis was 3 years (36 months), comprising 6 months in the decision tree and 2.5 years (10 x 3-month cycles) in the Markov component of the model. This time frame was deemed adequate to capture longer-term costs and effects of treatment, without making significant extrapolations and assumptions over the course of PTSD.

Death was not considered as there is no published evidence that mortality in children and young people with PTSD is higher than that of those in the general population.

Effectiveness data

We obtained effectiveness data from a systematic review and NMA of psychological and psychosocial interventions for children and young people with PTSD (Mavranouzouli et al., submitted). We utilised the results of 2 NMAs of changes in PTSD symptoms: between baseline and treatment endpoint; and between baseline and 1-4 month follow-up. Details on the selection of the effectiveness data and the transformations required for use in the economic model are provided in online Appendix 1.

The outputs of the NMA of changes in PTSD symptoms between baseline and treatment endpoint informed the intervention effects in the model period of 0-3 months. For the 3-6 month follow-up period, the base-case economic analysis conservatively assumed that the active intervention effects were not retained and equalled the effect of no treatment; this was decided because the results of the NMA of changes in PTSD symptoms between baseline and 1-4-month follow-up showed considerable uncertainty. Data from this NMA were used in secondary analyses, to inform effects for each active intervention during 3-6 months after treatment initiation.

Baseline probability of remission

The probability of remission for no treatment (baseline) and for all model arms beyond treatment endpoint (i.e. for all treatment options during 3-6 months after treatment initiation in the base-case analysis and for all treatment options during 6-36 months after treatment initiation in both the base-case and secondary analyses) was estimated using naturalistic data on children and young people with PTSD in the community, who participated in a global mental health survey (Rosellini et al., 2018). We considered the community survey

participants to be representative of our study population, which was children and young people presenting in primary care with symptoms of PTSD. We preferred using community data on absolute effects for baseline (no treatment) to RCT data, as the latter reflect trial conditions and not necessarily care received in community (for a discussion on the selection of data for the baseline natural history model see Dias, Welton, Sutton, & Ades, 2013). Details on the methods used for the estimation of the baseline probability of remission are provided in online Appendix 2.

Risk of relapse

An annual risk of relapse of 0.10 was assumed across all treatment arms, based on the committee's expert opinion and due to lack of relevant published evidence; this was translated into a 3-month probability of relapse of 0.026 assuming exponential function, which was applied in the 3-month follow-up period of the decision-tree and over the whole duration of the Markov model. This assumption was tested in sensitivity analysis.

Utility data

Utility scores express preferences for the health-related quality of life (HRQoL) in distinct health states and are necessary for the estimation of QALYs. Following a systematic literature search of utility data for PTSD, the base-case economic analysis used utility scores generated from HRQoL ratings of Australian adolescents and young adults aged 16-21 years, some of whom had developed PTSD, who participated in a mental health survey (Gospodarevskaya, 2013). HRQoL was assessed with the Assessment of Quality of Life measure (<http://www.aqol.com.au>). The study sample was large (N=993) but its age was higher than the age of our study population. Moreover, the utility value of 'no-PTSD', derived from adolescents and young adults who had never experienced PTSD, is likely to be higher than the utility of 'no-PTSD' following remission, therefore use of utility data from this study has likely overestimated the utility value of the 'no-PTSD' state.

A secondary economic analysis was conducted that used utility data from children and young people aged 8-17 years with PTSD who participated in a RCT of cognitive therapy for PTSD 2-6 months after single trauma (Shearer et al., 2018). HRQoL was rated using the parent-completed Strengths and Difficulties Questionnaire, and subsequently mapped onto the Child Health Utility index 9D using a published algorithm (Furber, Segal, Leach, & Cocks, 2014). Utility values were adjusted for baseline utility differences and potential clinical predictors (age, gender, group). Baseline HRQoL data from all trial participants determined the utility of the PTSD state. Data obtained from PTSD-free children at trial follow up, irrespective of group allocation, determined the utility of no-PTSD. The study sample, although very small (N=29), was directly relevant to the population of our analysis. The reported utility values suggested very narrow utility gains after remission from PTSD, resulting in the face validity of these data being questioned by the guideline committee; for this reason these data were only utilised in secondary analyses.

Resource use and cost data

The analysis included intervention costs (healthcare professional time), and costs relating to the 'PTSD' and 'no-PTSD' health states, including costs of primary, community and secondary healthcare and costs of personal social services.

Intervention costs (Table 1) were calculated by combining resource use reported in RCTs included in the NMA that informed the economic analysis (i.e. number and duration of therapeutic sessions, number of therapists and participants for group interventions), modified to represent routine UK practice, with respective national unit costs. Descriptions of interventions in the RCTs that informed the NMAs and, subsequently, the economic analysis suggested that interventions were delivered by a range of therapists, including psychologists, social care professionals, counsellors, teachers, psychology graduate students or postdoctoral fellows, nurses, social workers, and lay counsellors. For the economic analysis, all interventions were assumed to be delivered by Band 7 therapists

(clinical psychologists) according to the NHS Agenda for Change for qualified Allied Health Professionals, to reflect routine practice in the UK.

The therapists' unit cost was estimated using a combination of data derived from national sources (British Association for Behavioural & Cognitive Psychotherapies, 2016; Curtis & Burns, 2017; National College for Teaching and Leadership, 2016) and included wages/salary, salary oncosts, capital and other overheads, qualification and supervision costs. The ratio of direct (face-to-face) to indirect (preparation and administrative tasks) therapists' time was taken into account. Combining this information, the unit cost of a band 7 clinical psychologist was estimated at £101 per hour of direct client contact. Details on the methods and sources used to estimate this figure are reported in online Appendix 3.

Costs associated with the PTSD and no-PTSD health states were taken from the study by Shearer and colleagues (2018). NHS/PSS costs including staff time (general practitioner, nurse, paediatrician, clinical psychologist, etc.), hospital services, advice services, social services and medication were collected for all participants at baseline and over the trial period. Costs were adjusted for baseline cost differences and potential clinical predictors (age, gender, group). The reported 3-month baseline costs for all trial participants were attached to the PTSD state; reported 3-month costs for children who were PTSD-free at trial follow up, irrespective of allocation arm, were attached to the 'no-PTSD' state.

Costs were expressed in 2017 prices, uplifted, where necessary, using the Hospital and Community Health Services Pay and Prices Index (Curtis & Burns, 2017).

Discounting

Costs and QALYs were discounted at 3.5% annually as recommended by NICE (National Institute for Health and Care Excellence, 2014).

Analysis

To account for the uncertainty around input parameter point estimates, a probabilistic analysis was undertaken, in which input parameters were assigned probabilistic distributions (Briggs, Sculpher, & Claxton, 2006). Subsequently, 10,000 iterations were performed, each drawing random values out of the distributions fitted onto the model input parameters. Mean costs and QALYs for each treatment were calculated by averaging across the 10,000 iterations. The Net Monetary Benefit (NMB) for each intervention was estimated for each iteration and averaged across the 10,000 iterations, determined by the formula

$$\text{NMB} = E \cdot \lambda - C$$

where E and C are the effects (QALYs) and costs of each intervention, respectively, and λ represents the willingness-to-pay per unit of effectiveness, set at the NICE lower cost-effectiveness threshold of £20,000/QALY (National Institute for Health and Care Excellence, 2014). The intervention with the highest NMB is the most cost-effective option (Fenwick, Claxton, & Sculpher, 2001).

The mean ranking by cost-effectiveness is reported for each intervention (out of 10,000 iterations), where a rank of 1 suggests that an intervention is the most cost-effective amongst all evaluated treatment options. The probability of the intervention with the highest NMB being the most cost-effective option is also provided, calculated as the proportion of iterations in which the intervention has had the highest NMB amongst all interventions considered in the analysis. The probability of cost-effectiveness has been estimated in a step-wise approach, according to which the most cost-effective intervention is omitted at each step, and the probability of cost-effectiveness of the next most cost-effective intervention amongst the remaining treatment options is re-calculated. The probabilities estimated following this approach reflect the uncertainty around the cost-effectiveness not only of the most cost-effective intervention, but also the second, third, fourth, etc. most cost-effective intervention in ranking, after more cost-effective interventions have been omitted from analysis. Finally, the cost-effectiveness acceptability frontier has been plotted, showing

the treatment with the highest mean NMB over different cost-effectiveness thresholds (λ), and the probability that this treatment is the most cost-effective among those assessed (Fenwick et al., 2001). We present two cost-effectiveness acceptability frontiers, one for the analysis that has considered all 11 treatment options, and another for the analysis that has included 10 treatment options, after excluding cognitive therapy for PTSD.

Table 2 reports the values of all model input parameters. Deterministic values were used in deterministic one-way sensitivity analyses. The probability distributions show the types and range of distributions assigned to each parameter; estimation of distribution ranges was based on data reported in the published sources of evidence.

Four probabilistic analyses were undertaken by combining the 2 alternative assumptions on the effectiveness of interventions at the 3-month follow-up with the 2 sets of utility data:

- Scenario A (base-case analysis): use of utility data from Gospodarevskaya (2013); treatment effect between 3-6 months equalled that of no treatment
- Scenario B: use of utility data from Gospodarevskaya (2013); treatment effect between 3-6 months estimated from the NMA of changes in PTSD symptoms between baseline and 1-4 month follow-up
- Scenario C: use of utility data from Shearer and colleagues (2018); treatment effect between 3-6 months equalled that of no treatment
- Scenario D: use of utility data from Shearer and colleagues (2018); treatment effect between 3-6 months was estimated from the NMA of changes in PTSD symptoms between baseline and 1-4 month follow-up

One-way deterministic sensitivity analyses explored the impact of a change in the annual risk of relapse, which was varied between zero and 0.20.

Validation of the economic model

The economic model was developed in collaboration with members of the guideline committee. All inputs and model formulae were systematically checked. The model was tested for logical consistency by setting input parameters to null and extreme values and examining whether results changed in the expected direction. All results were discussed with the committee to confirm their plausibility.

RESULTS

Table 3 shows the results of the base-case economic analysis [utility data from Gospodarevskaya (2013); no beneficial effect beyond treatment endpoint]. Interventions have been ordered from the most to the least cost-effective. The table provides, for each treatment, the mean number of QALYs, intervention costs and total costs per person, the mean NMB and ranking of each intervention, and its probability of being cost-effective in a step-wise approach, as explained earlier, at a threshold of £20,000/QALY.

Cognitive therapy for PTSD was expected to be the most cost-effective intervention for children and young people with PTSD, with the highest NMB at the cost-effectiveness threshold of £20,000/QALY. This was followed by narrative exposure and play therapy. Exposure/prolonged exposure and Cohen TF-CBT/CPT completed the top 5 likely most cost-effective treatments. These were followed by EMDR, parent training, group TF-CBT, family therapy, supportive counselling and no treatment. It can be seen that, with the exception of cognitive therapy for PTSD, the next most cost-effective interventions up to (and including) parent training have probabilities of being cost-effective among remaining options that do not exceed 0.40, although increasingly fewer interventions are included in the analysis, indicating the uncertainty characterising the results for high-to-middle rankings. Notably, supportive counselling had a higher mean NMB but worse mean ranking than no treatment and, also, a 0.49 probability of being cost-effective when compared with no treatment alone, suggesting considerable uncertainty around its cost-effectiveness; these

findings are attributable to the skewed distributions of NMBs, combined with the fact that, according to the NMA that informed the economic analysis (Mavranouzouli et al., submitted), the 95% credible intervals around the mean effect of supportive counselling versus no treatment crossed the line of no effect, indicating uncertainty in its clinical effectiveness. The cost-effectiveness plane (Figure 2) depicts the mean incremental costs and QALYs of all psychological interventions versus no treatment (placed at the origin). According to the cost-effectiveness acceptability frontier, cognitive therapy appeared to be the most cost-effective option amongst the 11 treatment options assessed, at any cost-effectiveness threshold between zero and £40,000/QALY, with a 0.78 probability (amongst the 11 options assessed) at the threshold of £20,000/QALY (Figure 3). When cognitive therapy for PTSD was excluded from analysis, narrative exposure (another individual form of TF-CBT) appeared to be the most cost-effective intervention at any cost-effectiveness threshold between zero and £40,000/QALY, with a 0.40 probability at the threshold of £20,000/QALY amongst the 10 remaining options (Figure 4).

Under scenario B [utility data from Gospodarevskaya (2013); beneficial treatment effect up to 3-month follow-up], cognitive therapy for PTSD remained the most likely cost-effective intervention followed by Cohen TF-CBT/CPT, group TF-CBT, narrative exposure and parent training. As with base-case analysis, the probabilities of cost-effectiveness for interventions ranked between second and seventh places were low, ranging between 0.30 and 0.48 in spite of the fact that increasingly fewer interventions were included in the analysis, indicating uncertainty around the results for high-to-middle rankings. Group TF-CBT appeared to be the most cost-effective option for cost-effectiveness thresholds up to £2,000/QALY; cognitive therapy was expected to be the most cost-effective option at higher thresholds. The probability of cognitive therapy being the most cost-effective treatment at a threshold of £20,000/QALY was 0.67 amongst the 11 alternative options. When cognitive therapy was excluded from analysis, group TF-CBT was expected to be the most cost-effective option for thresholds up to £17,500/QALY, with Cohen TF-CBT/CPT becoming the most cost-effective

option at higher thresholds, and a probability of 0.30 at the £20,000/QALY threshold amongst the 10 remaining options. The improvements in the relative cost-effectiveness of Cohen TF-CBT/CPT, group TF-CBT and parent training are justified by the relatively large effects of these interventions in the NMA of changes in PTSD symptoms between baseline and 1-4-month follow-up, which informed scenario B.

Under scenario C [utility data from Shearer and colleagues (2018); no beneficial effect beyond treatment endpoint], cognitive therapy remained the most likely cost-effective intervention followed by narrative exposure, play therapy, group TF-CBT and EMDR. Again the probabilities of cost-effectiveness for interventions ranked between second and seventh places were low, ranging between 0.21 and 0.43, confirming the uncertainty around the results for high-to-middle rankings. Supportive counselling appeared to be less cost-effective than no treatment. Cognitive therapy was expected to be the most cost-effective option at any cost-effectiveness threshold between zero and £40,000/QALY, with a 0.59 probability at the threshold of £20,000/QALY. When cognitive therapy was excluded from analysis, narrative exposure appeared to be the most cost-effective option at any cost-effectiveness threshold, with a 0.43 probability at the threshold of £20,000/QALY. This scenario utilised narrower utility gains after remission from PTSD, which favoured less costly interventions, such as group TF-CBT and EMDR, the relative cost-effectiveness of which improved.

Under scenario D [utility data from Shearer and colleagues (2018); beneficial effect up to 3-month follow-up], cognitive therapy was again expected to be the most cost-effective intervention, followed by group TF-CBT, Cohen TF-CBT/CPT, narrative exposure, and parent training. Probabilities of cost-effectiveness for interventions ranked from first to seventh places ranged from 0.31 to 0.50, suggesting considerable uncertainty around the results for high-to-middle rankings. Supportive counselling was likely less cost-effective than no treatment. Group TF-CBT appeared to be the most cost-effective treatment for cost-effectiveness thresholds up to £15,500/QALY; cognitive therapy was expected to be the

most cost-effective option at higher thresholds, with a probability of only 0.31 at the £20,000/QALY threshold. When cognitive therapy was excluded from analysis, group TF-CBT was the most cost-effective option at any threshold between zero and £40,000/QALY, with a 0.50 probability of being cost-effective at the £20,000/QALY threshold. Changes in results under this scenario were affected by a combination of the relatively large effects of some interventions at 1-4-month follow-up, according to the NMA results (such as Cohen TF-CBT/CPT, group TF-CBT, and parent training), and the narrower utility gains after remission from PTSD, which favoured less costly interventions (such as group TF-CBT and EMDR).

Full results of scenarios B, C and D are provided in online Appendix 4.

In deterministic sensitivity analyses, results were overall robust to changes in the risk of relapse. Under scenarios A and B, there were only small changes in the ranking of interventions in middle places (top 4 interventions, including cognitive therapy, were unaffected). Under scenario C, there were more evident changes in ranking, in particular when the annual risk of relapse was increased to 0.20, however, the 2 likely most cost-effective interventions, which included cognitive therapy, remained the same. Under scenario D, there were moderate changes in ranking in middle-to-lower places, especially when the annual risk of relapse was increased to 0.20, but the top 4 interventions, including cognitive therapy, remained unchanged. Results of deterministic sensitivity analyses are provided in online Appendix 5.

DISCUSSION

Overview of findings

Individual forms of TF-CBT, in particular cognitive therapy and narrative exposure, and, to a lesser degree, play therapy appear to be cost-effective in the treatment of children and young people with PTSD more than 3 months after trauma. Evidence on the cost-

effectiveness of individual TF-CBT was consistent across different interventions within the class, however, we did not find robust evidence of differential cost-effectiveness amongst different forms of individual TF-CBT. Family therapy and supportive counselling are not expected to be cost-effective relative to other interventions and, under some scenarios, supportive counselling appears to be less cost-effective than no treatment. In-between, there are interventions (EMDR, group TF-CBT and parent training) with modest relative cost-effectiveness, which was affected by the alternative scenarios explored. Results were overall robust to assumptions tested through deterministic sensitivity analyses.

Strengths and limitations

Our analysis utilised effectiveness data derived from a systematic review and NMA of changes in PTSD symptoms (Mavranouzouli et al., submitted). This methodology enabled us to consider information from both direct and indirect comparisons between interventions, and allowed simultaneous comparisons across all options while preserving randomisation (Caldwell, Ades, & Higgins, 2005). This approach for evidence synthesis is essential for populating model-based economic studies assessing more than two competing interventions. No inconsistency was detected between direct and indirect evidence. We used 10,000 iterations of the NMA models in the economic analysis, which are representative of the full posterior distributions, and thus the uncertainty in the input estimates was incorporated in the economic model.

The results of the NMAs of 1-4 month follow-up changes in PTSD symptoms showed considerable uncertainty due to the small number and size of the included studies. Thus, results based on these data (scenarios B and D) should be interpreted with caution. Nevertheless, the NMA that informed the base-case economic analysis (changes in PTSD symptoms between baseline and treatment endpoint) was based on more robust data. Both NMAs were characterised by moderate-to-high heterogeneity. The strengths and limitations of the NMAs that informed the economic analyses should be considered when interpreting

the cost-effectiveness results. Moreover, the quality and limitations of the RCTs considered in the NMAs have unavoidably impacted on the quality of the model input parameters. Some interventions were informed by limited evidence: effectiveness data on cognitive therapy and parent training were obtained from 25 and 49 individuals, respectively. Overall, the class of TF-CBT, in particular Cohen TF-CBT/CPT and group TF-CBT, had the largest evidence base.

The economic model structure did not incorporate discontinuation due to the limited discontinuation data available. However, for the NMAs that informed the economic analysis, intention-to-treat continuous data were extracted, where available, so that discontinuation has been implicitly considered in the economic model outcomes. Moreover, the probabilistic analysis took into account the completion rates of the interventions in the RCTs that informed the economic analysis, so that the number of sessions reflected, up to a degree, the attrition rates characterising each intervention.

The baseline risk of remission was estimated from a large longitudinal study that reported remission data for children and young people with PTSD (Rosellini et al., 2017), as the survey's target population was deemed to be directly relevant to our study population. The risk of relapse was not available in published literature, and was therefore based on expert opinion. However, a range of values was tested in deterministic sensitivity analyses.

The time horizon of the analysis was 3 years, which was considered adequate to capture longer-term effects and costs associated with a course of treatment for PTSD, without significant extrapolation over the natural course of PTSD.

Utility data were derived from a systematic literature review. The review included only two studies, each with different strengths and limitations, as discussed earlier. The economic

analysis considered utility data from both studies in alternative scenarios, to explore the impact of use of different utility datasets on the results.

Intervention costs were estimated from information provided in the studies included in the NMAs supplemented by the guideline committee's expert opinion, in order to reflect routine UK practice. We assumed that all interventions were delivered by NHS Band 7 clinical psychologists in England, to reflect routine UK practice. The types of therapists delivering interventions in the RCTs that informed the economic analysis ranged from lay counsellors to clinical psychologists. Although the average level of expertise and seniority of therapists in the studies should be broadly equivalent with that assumed in our economic analysis, it is possible that in some RCTs therapists delivering the intervention had greater expertise than those expected to deliver the intervention in routine practice, meaning that the clinical and cost-effectiveness of interventions may have overall been overestimated in our analyses. This is a factor to consider when considering the transferability of RCT research to a practice setting. Nevertheless, we do not have indications of unequal spread of therapists' expertise across different types of interventions across the RCTs that informed our analyses, and therefore we are confident that the risk of potential systematic bias around this issue is small. Regarding NHS/PSS costs incurred by children and young people with PTSD and those remitting from PTSD, these were taken from a small RCT due to lack of other evidence.

Overall, our study is characterised by different strengths and limitations, which we have considered when constructing our model and interpreting the results of our analysis. We carried out probabilistic analyses, which took into account the uncertainty around model parameters and, where possible, we conducted secondary and deterministic sensitivity analyses to address uncertainties and gaps in the evidence.

Comparison with existing economic evidence

Our findings are in agreement with previous economic evidence, which suggests that TF-CBT, either individual or group, is more cost-effective than waitlist (Shearer et al., 2018), treatment as usual (Aas et al., 2018; Mihalopoulos et al., 2015) or counselling (Gospodarevskaya & Segal, 2012). Our economic analysis estimated the cost-effectiveness of a wider range of psychological interventions available for youth with PTSD, such as different forms of TF-CBT, EMDR, parent training, family therapy, play therapy and supportive counselling and allowed, for the first time, simultaneous comparisons of cost-effectiveness across interventions, and their ranking from the most to the least cost-effective.

Generalisability of the results and implications of the study

Our analysis was conducted from the perspective of the NHS/PSS in England. Results may be generalisable to other settings with similar funding and structure of healthcare and personal social services and comparable care pathways for youth with PTSD. Conclusions on cost-effectiveness ultimately rely on the cost-effectiveness threshold adopted, and this depends on the policy makers' willingness-to-pay for treatment benefits, which may vary across countries and health systems.

Based on our findings, the NICE guideline on PTSD recommended individual TF-CBT for the treatment of children and young people with PTSD (National Institute for Health and Care Excellence, 2018). No recommendations were made for specific forms of individual TF-CBT, as we found no robust evidence that some individual forms of TF-CBT were more cost-effective than others. Although play therapy was shown to be cost-effective, results were based on limited evidence (two RCTs). The committee had some difficulty in pinpointing the core active ingredient of play therapy and noted that the intervention resource use differed considerably between the two RCTs, suggesting a less well-defined intervention. Therefore no recommendation for play therapy was made. The committee considered the clinical and cost-effectiveness of EMDR and made a weaker ('consider') recommendation for children and young people aged 7-18 years who do not respond to or engage with TF-CBT. No

recommendation was made for group TF-CBT, as overall it was found to be less cost-effective than individual TF-CBT, which was already recommended as a first-line option, so no further benefits were expected to be gained by a potential recommendation on group TF-CBT. Also, no recommendation was made on parent training, because it had modest cost-effectiveness relative to other interventions (it was less cost-effective than individual TF-CBT and, under the base-case analysis and some of the other scenarios, less cost-effective than EMDR), and this result was based on limited evidence (N=49).

CONCLUSION

Individual forms of TF-CBT and, to a lesser degree, play therapy appear to be cost-effective in the treatment of PTSD in youth. Family therapy and supportive counselling are probably not cost-effective relative to other interventions and, under some scenarios, supportive counselling appears to be less cost-effective than no treatment. In-between, there are interventions (EMDR, group TF-CBT and parent training) with modest relative cost-effectiveness. Results should be interpreted with caution due to the limited evidence base characterising some of the interventions. There is a need for well-conducted studies that examine the relative clinical and cost-effectiveness of a range of psychological treatments for children and young people with PTSD, including assessment of longer-term costs and effects, to reduce the uncertainty and limitations characterising current evidence.

ACKNOWLEDGEMENTS

We thank other members of the Guideline Committee for the NICE guideline on 'Post-traumatic stress disorder' for their contributions to this work. Members of the Committee were: Steve Hajjoff, Philip Bell, Gita Bhutani, Sharif El-Leithy, Neil Greenberg, Nick Grey, Cornelius Katona, Jonathan Leach, Richard Meiser-Stedman, Rebecca Regler, Vikki Touzel, and David Trickey. This work was initiated by the National Collaborating Centre for Mental Health (NCCMH) and continued by the National Guideline Alliance (NGA) at the Royal College of Obstetricians and Gynaecologists (RCOG) from 1 April 2016, with support from

the NICE Guidelines Technical Support Unit (TSU), University of Bristol, which is funded by the Centre for Guidelines (NICE). NCCMH and NGA received funding from NICE to develop clinical and social care guidelines. The views expressed in this publication are those of the authors and not necessarily those of the RCOG, NGA, NCCMH or NICE. The funder of the study had no further role in the study design, data collection, data analysis, data interpretation, or writing of the report. All authors had full access to all the data in the study and had final responsibility for the decision to submit for publication.

National Institute for Health and Care Excellence (2018) Post-traumatic stress disorder.

Available from: <https://www.nice.org.uk/guidance/ng116>.

Correspondence

Ifigeneia Mavranouzouli, Centre for Outcomes Research and Effectiveness, Research Department of Clinical, Educational & Health Psychology, University College London, 1-19 Torrington Place, London, WC1E 7HB, UK; Email: i.mavranouzouli@ucl.ac.uk

Key points

- PTSD in youth may lead to long-lasting psychological implications, educational difficulties and increased healthcare costs.
- A number of psychological interventions have been shown to be effective in the management of PTSD in youth.
- The cost-effectiveness of interventions for PTSD in youth has implications for policy and practice.
- Individual forms of TF-CBT and, to a lesser degree, play therapy appear to be cost-effective in the treatment of children and young people with PTSD. Family therapy and supportive counselling are likely less cost-effective relative to other interventions.
- There is a need for well-conducted studies that examine the long-term clinical and cost-effectiveness of a range of psychological treatments for children and young people with PTSD.

REFERENCES

- Aas, E., Iversen, T., Holt, T., Ormhaug, S. M., & Jensen, T. K. (2018). Cost-Effectiveness Analysis of Trauma-Focused Cognitive Behavioral Therapy: A Randomized Control Trial among Norwegian Youth. *Journal of Clinical Child & Adolescent Psychology*, 1-14.
- Alisic, E., Zalta, A. K., van Wesel, F., Larsen, S. E., Hafstad, G. S., Hassanpour, K., & Smidt, G. E. (2014). Rates of post-traumatic stress disorder in trauma-exposed children and adolescents: meta-analysis. *British Journal of Psychiatry*, 204, 335-340.
- Briggs, A., Sculpher, M., & Claxton, K. (2006). *Decision Modelling for Health Economic Evaluation*. New York, NY: Oxford University Press.
- British Association for Behavioural & Cognitive Psychotherapies (2016). *Criteria and guidelines for re-accreditation as a behavioural and/or cognitive psychotherapist*. British Association for Behavioural & Cognitive Psychotherapies. Available from: <http://www.babcp.com/files/Accreditation/CBP/Full/CBP-Full-Guidelines-V5-0614.pdf>
- Caldwell, D. M., Ades, A. E., & Higgins, J. P. (2005). Simultaneous comparison of multiple treatments: combining direct and indirect evidence. *BMJ*, 331, 897-900.
- Chinn, S. (2000). A simple method for converting an odds ratio to effect size for use in meta-analysis. *Statistics in Medicine*, 19, 3127-3131.
- Curtis, L. & Burns, A. (2017). *Unit Costs of Health & Social Care 2017*. Canterbury: PSSRU, University of Kent.
- Dias, S., Welton, N. J., Sutton, A. J., & Ades, A. E. (2013). Evidence synthesis for decision making 5: the baseline natural history model. *Medical Decision Making*, 33, 657-670.
- Fenwick, E., Claxton, K., & Sculpher, M. (2001). Representing uncertainty: the role of cost-effectiveness acceptability curves. *Health Economics*, 10, 779-787.

Furber, G., Segal, L., Leach, M., & Cocks, J. (2014). Mapping scores from the Strengths and Difficulties Questionnaire (SDQ) to preference-based utility values. *Quality of Life Research*, 23, 403-411.

Gospodarevskaya, E. (2013). Post-traumatic stress disorder and quality of life in sexually abused Australian children. *Journal of Child Sexual Abuse*, 22, 277-296.

Gospodarevskaya, E. & Segal, L. (2012). Cost-utility analysis of different treatments for post-traumatic stress disorder in sexually abused children. *Child and Adolescent Psychiatry and Mental Health*, 6.

Hiller, R. M., Meiser-Stedman, R., Fearon, P., Lobo, S., McKinnon, A., Fraser, A., & Halligan, S. L. (2016). Research Review: Changes in the prevalence and symptom severity of child post-traumatic stress disorder in the year following trauma - a meta-analytic study. *Journal of Child Psychology and Psychiatry*, 57, 884-898.

Makley, A. T. & Falcone, R. A., Jr. (2010). Posttraumatic stress disorder in the pediatric trauma patient. *Seminars in Pediatric Surgery*, 19, 292-299.

Mavranezouli, I., Meginin-Viggars, O., Daly, C., Dias, S., Stockton, S., Meiser-Stedman, R., Trickey, D., & Pilling, S. (submitted). Psychological and psychosocial treatments for children and young people with post-traumatic stress disorder: a network meta-analysis. *Journal of Child Psychology and Psychiatry*, submitted.

McCrone, P., Weeramanthri, T., Knapp, M., Rushton, A., Trowell, J., Miles, G., & Kolvin, I. (2005). Cost-Effectiveness of Individual versus Group Psychotherapy for Sexually Abused Girls. *Child and Adolescent Mental Health*, 10, 26-31.

Mihalopoulos, C., Magnus, A., Lal, A., Dell, L., Forbes, D., & Phelps, A. (2015). Is implementation of the 2013 Australian treatment guidelines for posttraumatic stress disorder

cost-effective compared to current practice? A cost-utility analysis using QALYs and DALYs. *Australian and New Zealand Journal of Psychiatry*, 49, 360-376.

National College for Teaching and Leadership (2016). *Review of clinical and educational psychology training arrangements*. NHS Health Education England.

National Institute for Health and Care Excellence (2014). *Developing NICE guidelines: the manual (last updated October 2018)*. Available from: nice.org.uk/process/pmg20. NICE.

National Institute for Health and Care Excellence (2018). *Post-traumatic stress disorder*. Available from: <https://www.nice.org.uk/guidance/ng116>.

Rosellini, A. J., Liu, H., Petukhova, M. V., Sampson, N. A., Aguilar-Gaxiola, S., Alonso, J., Borges, G., Bruffaerts, R., Bromet, E.J., de Girolamo, G., de Jonge, P., Fayyad, J., Florescu, S., Gureje, O., Haro, J.M., Hinkov, H., Karam, E.G., Kawakami, N., Koenen, K. C., Lee, S., Lépine, J.P., Levinson, D., Navarro-Mateu, F., Oladeji, B. D., O'Neill, S., Pennell, B. E., Piazza, M., Posada-Villa, J., Scott, K. M., Stein, D.J., Torres, Y., Viana, M. C., Zaslavsky, A. M., & Kessler, R. C. (2018). Recovery from DSM-IV post-traumatic stress disorder in the WHO World Mental Health surveys. *Psychological Medicine*, 48, 437-450.

Shearer, J., Papanikolaou, N., Meiser-Stedman, R., McKinnon, A., Dalgleish, T., Smith, P., Dixon, C., & Byford, S. (2018). Cost-effectiveness of cognitive therapy as an early intervention for post-traumatic stress disorder in children and adolescents: a trial based evaluation and model. *Journal of Child Psychology and Psychiatry*, 59, 773-780.

Table 1: Intervention costs of psychological interventions for children and young people with PTSD (2017 prices)

Intervention	Resource use details	Intervention cost per person
Supportive counselling	12 x 75min individual sessions	£1,520
[TF-CBT] group CBT	10 x 60min group sessions, 1 therapist and 6 participants per group plus 1 x 60min individual orientation meeting	£270
[TF-CBT] Cohen TF-CBT/CPT	12 x 60min individual/family sessions	£1,216
[TF-CBT] cognitive therapy	10 x 90min individual sessions	£1,520
[TF-CBT] narrative exposure	6 x 60min individual sessions	£608
[TF-CBT] exposure/PE	14 x 60min individual sessions	£1,419
EMDR	8 x 45min individual sessions	£608
Family therapy	4 x 75min group sessions, 1 therapist & 6 families per group, plus 2 hours of individual contact	£287
Play therapy	20 x 30min individual sessions	£1,014
Parent training	12 x 45 min individual sessions	£912
No treatment	No resource use	£0
<p>All interventions assumed to be delivered by a Band 7 clinical psychologist</p> <p>CPT: cognitive processing therapy; EMDR: eye movement desensitisation reprocessing; PE: prolonged exposure; TF-CBT: trauma-focused cognitive behavioural therapy</p>		

Table 2. Economic model input parameters

Input parameter	Deterministic value	Probability distribution (type, range)	Sources – comments	
Odds ratios of remission versus no treatment at treatment endpoint				
		95% CrI		
Supportive counselling	2.97	0.84 to 10.64		
[TF-CBT] group CBT	5.21	1.87 to 14.60		
[TF-CBT] Cohen TF-CBT/CPT	8.43	2.74 to 26.05		
[TF-CBT] cognitive therapy	204.50	34.36 to 1271.56	Mavranezouli et al., 2019; standardised mean differences converted to odds ratios according to Chinn (2000); distribution based on 300,000 samples from posterior distributions outputted from NMAs, thinned by 30 to obtain 10,000 values	
[TF-CBT] narrative exposure	15.14	3.99 to 59.20		
[TF-CBT] exposure/PE	11.42	2.65 to 50.55		
EMDR	6.09	1.52 to 24.80		
Family therapy	1.96	0.22 to 19.03		
Play therapy	11.52	1.51 to 90.65		
Parent training	5.83	0.49 to 66.95		
Odds ratios of remission versus no treatment at 3-month follow-up (secondary analysis only)				

		95% CrI	
Supportive counselling	3.83	0.89 to 12.99	Mavranezouli et al., 2019; Standardised Mean Differences converted to odds ratios according to Chinn (2000); distribution based on 300,000 samples from posterior distributions outputted from NMAs, thinned by 30 to obtain 10,000 values. 3-6 month probability of remission for cognitive therapy borrowed from Cohen TF-CBT/CPT; 3-6 month probability of remission for family therapy and play therapy assumed to equal that of no treatment
[TF-CBT] group CBT	15.51	2.90 to 91.56	
[TF-CBT] Cohen TF-CBT/CPT	23.82	2.19 to 285.43	
[TF-CBT] cognitive therapy	No data	No data	
[TF-CBT] narrative exposure	5.54	1.09 to 28.05	
[TF-CBT] exposure/PE	5.31	0.48 to 57.80	
EMDR	2.94	0.18 to 47.13	
Parent training	6.51	0.23 to 197.35	
Family therapy	No data	No data	
Play therapy	No data	No data	
Probability of remission – no treatment (also applied to all interventions between 3-6 months in base-case analysis & all interventions beyond 6 months in all analyses)			
0-3 months from PTSD onset	0.174	Beta: $\alpha=87.00$; $\beta=413.00$	Rosellini et al., 2018; data averaged between children aged 0-12 years and young people aged 13-24 years. See online Appendix 2 for details
0-12 months from PTSD onset	0.370	Beta: $\alpha=185.19$; $\beta=314.81$	
0-24 months from PTSD onset	0.445	Beta: $\alpha=222.26$; $\beta=277.74$	
0-36 months from PTSD onset	0.500	Beta: $\alpha=250.00$; $\beta=250.00$	

Risk of relapse – all treatments			
3-month risk	0.026	Beta: $\alpha=2.60$; $\beta=97.40$	Expert opinion
Utility values		Beta distribution	
<u>Base-case analysis</u>			
PTSD – 3-month	0.170	$\alpha=9.01$; $\beta=43.98$	Gospodarevskaya, 2013; distribution estimated based on method of moments
No-PTSD – 3-month	0.218	$\alpha=1271.69$; $\beta=4575.15$	
<u>Secondary analysis</u>			
PTSD – 3-month	0.185	$\alpha=808$; $\beta=3,567$	Shearer et al., 2018
No-PTSD – 3-month	0.193	$\alpha=2,618$; $\beta=10,940$	
Intervention costs – resource use			
<u>Number of sessions</u>			
Supportive counselling	12	0.60: 10-12, 0.22: 6-9, 0.18: 3-5	Different probabilities assigned to different numbers of sessions for individual therapies, based on intervention completion data and data on the actual and intended mean number of sessions reported in the RCTs that informed the economic analysis. The number of therapist sessions per person attending group therapies was not assigned a probability distribution because the number of group sessions
[TF-CBT] group CBT	10	No distribution	
[TF-CBT] Cohen TF-CBT/CPT	12	0.60: 10-12, 0.22: 6-9, 0.18: 3-5	
[TF-CBT] cognitive therapy	10	0.70: 8-10, 0.16: 6-7, 0.14: 3-5	
[TF-CBT] narrative exposure	6	0.80: 5-6, 0.10: 4, 0.10: 3	
[TF-CBT] exposure/PE	14	0.70: 11-14, 0.16: 7-10, 0.14: 3-6	

EMDR	8	0.60: 7-8, 0.22: 4-6, 0.18: 2-3	remains the same, whether a participant attends the full course of treatment or not.
Family therapy	4	No distribution	
Play therapy	20	0.60: 14-20, 0.22: 10-13, 0.18: 7-9	
Parent training	12	0.60: 10-12, 0.22: 6-9, 0.18: 3-5	
<u>Unit cost of clinical psychologist Band 7</u>	£101	Normal distribution SE = 0.05 of the mean	Estimated using data from the British Association for Behavioural & Cognitive Psychotherapies (2016); Curtis & Burns (2017); National College for Teaching and Leadership (2016) (see online Appendix 3); distribution based on assumption
3-month NHS/PSS health state cost		Gamma distribution	Shearer and colleagues (2018) data, expressed in 2017 prices using the Hospital and Community Health Services Pay and Prices Index (Curtis & Burns, 2017)
PTSD	£549	$\alpha=19.53$; $\beta=28.12$	
No-PTSD	£236	$\alpha=10.37$; $\beta=22.74$	
Annual discount rate	0.035	No distribution	Applied to costs and outcomes (National Institute for Health and Care Excellence, 2014)
CBT: cognitive behavioural therapy; CPT: cognitive processing therapy; CrI: credible intervals; EMDR: eye movement desensitisation and reprocessing; NHS: national health service; PE: prolonged exposure; PSS: personal social services; PTSD: post-traumatic stress disorder; SE: standard error; TF: trauma-focused			

Table 3. Base-case results of economic modelling (Scenario A) [utility data from Gospodarevskaya (2013); no beneficial effect beyond treatment endpoint]

Intervention	Mean per person			NMB (£/ person)	Mean rank	Prob*
	QALY	Intervention cost (£)	Total cost (£)		(at a threshold of £20,000/QALY)	
[TF-CBT] cognitive therapy	2.467	1,202	4,347	44,993	1.57	0.78
[TF-CBT] narrative exposure	2.322	517	4,484	41,966	3.35	0.40
Play therapy	2.297	719	4,827	41,109	4.68	0.34
[TF-CBT] exposure/PE	2.297	1,089	5,200	40,742	5.35	0.27
[TF-CBT] Cohen TF-CBT/CPT	2.268	915	5,188	40,178	5.91	0.21
EMDR	2.241	460	4,897	39,920	5.88	0.30
Parent training	2.244	684	5,099	39,788	6.50	0.39
[TF-CBT] group CBT	2.224	270	4,798	39,687	5.83	0.72
Family therapy	2.168	287	5,133	38,222	8.20	0.43
Supportive counselling	2.183	1,141	5,902	37,753	9.57	0.49
No treatment	2.121	0	5,113	37,304	9.16	1.00

CPT: cognitive processing therapy; EMDR: eye movement desensitisation reprocessing; NMB: net monetary benefit; PE: prolonged exposure; Prob: probability of cost-effectiveness; TF-CBT: trauma-focused cognitive behavioural therapy

*estimated in a step-wise approach, according to which the most cost-effective intervention is omitted at each step, and the probability of cost-effectiveness of the next most cost-effective intervention amongst the remaining treatment options is re-calculated

Figure 1. Schematic diagram of the economic model

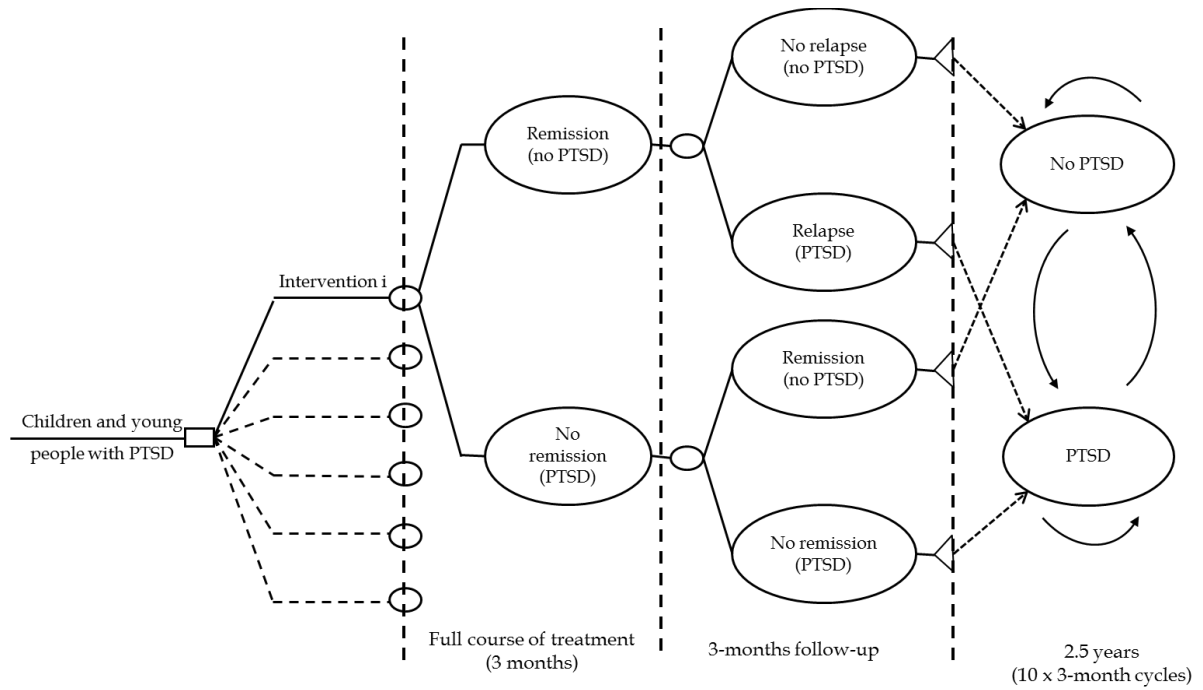


Figure 2. Cost-effectiveness plane: base-case analysis [utility data from Gospodarevskaya (2013); no beneficial effect beyond treatment endpoint]

Results for 1,000 children and young people with PTSD.

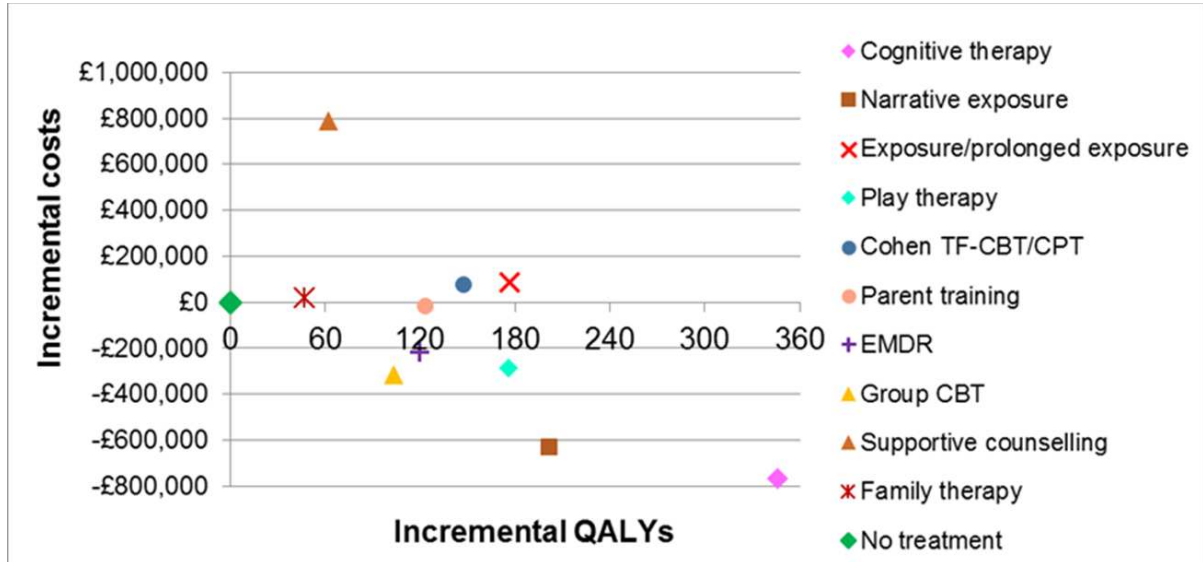
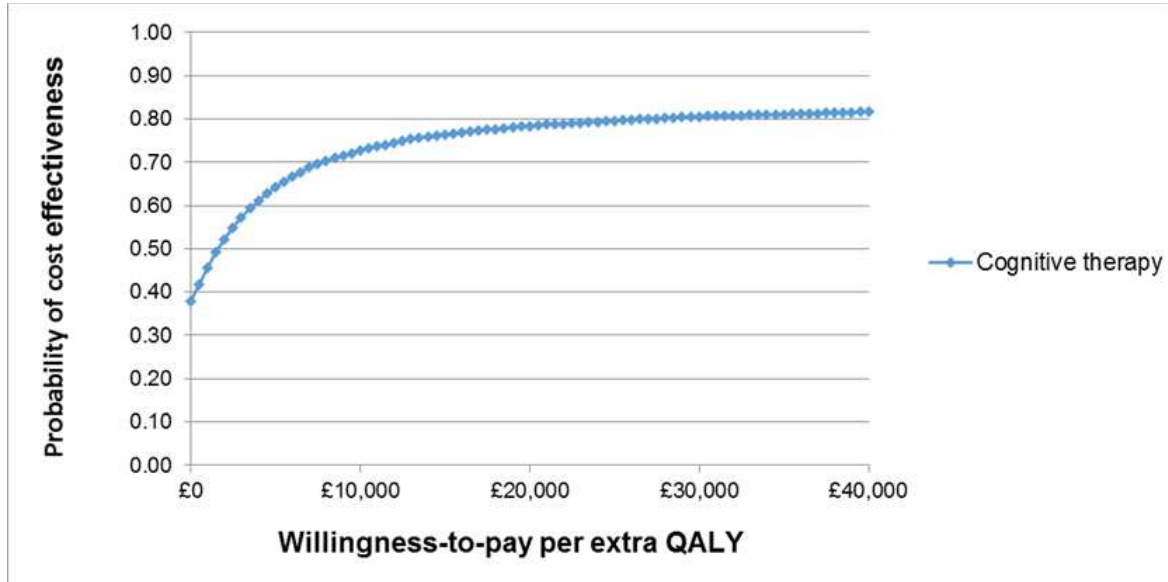
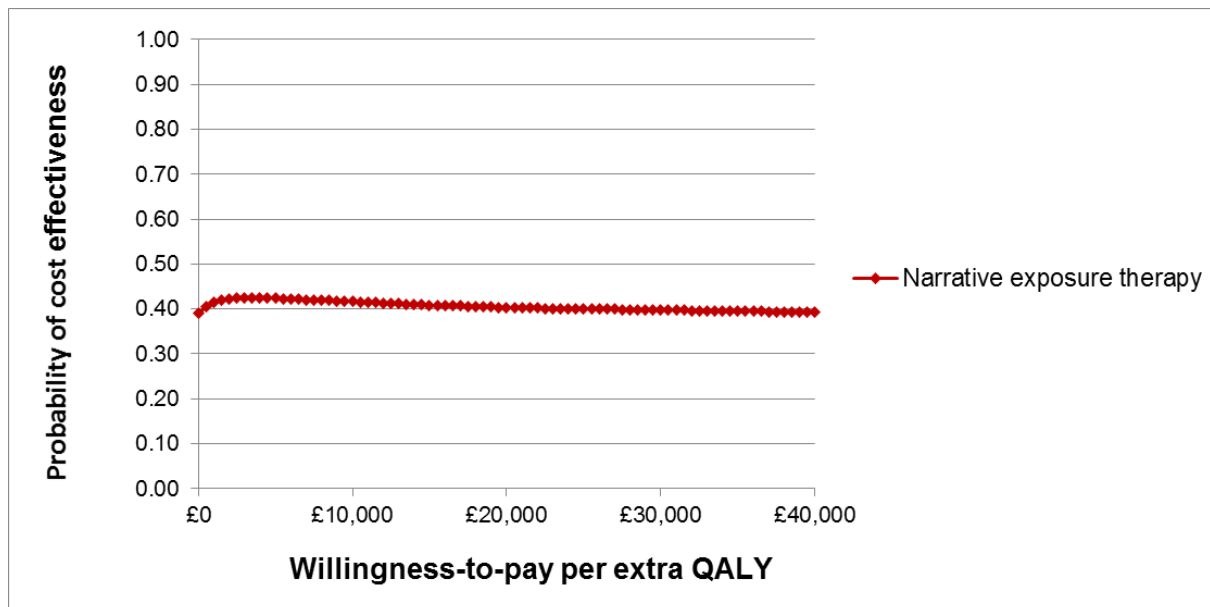


Figure 3. Cost-effectiveness acceptability frontier: base-case analysis [utility data from Gospodarevskaya (2013); no beneficial effect beyond treatment endpoint] – cognitive therapy for PTSD included in analysis



Comparison across 11 alternative treatment options: supportive counselling, group CBT [TF-CBT], Cohen TF-CBT/ CPT [TF-CBT], cognitive therapy for PTSD [TF-CBT], narrative exposure therapy [TF-CBT], exposure/PE [TF-CBT], eye movement desensitisation and reprocessing (EMDR), family therapy, play therapy, parent training, no treatment

Figure 4. Cost-effectiveness acceptability frontier: base-case analysis [utility data from Gospodarevskaya (2013); no beneficial effect beyond treatment endpoint] – cognitive therapy for PTSD excluded from analysis



Comparison across 10 alternative treatment options: supportive counselling, group CBT [TF-CBT], Cohen TF-CBT/ CPT [TF-CBT], narrative exposure therapy [TF-CBT], exposure/PE [TF-CBT], eye movement desensitisation and reprocessing (EMDR), family therapy, play therapy, parent training, no treatment

Cost-effectiveness of psychological interventions for children and young people with post-traumatic stress disorder

Ifigeneia Mavranouzouli, Odette Megnin-Viggars, David Trickey, Richard Meiser-Stedman, Caitlin Daly, Sofia Dias, Sarah Stockton, Stephen Pilling.

Online supplementary material

Appendix 1: Selection of effectiveness data and transformation for use in the economic analysis

Appendix 2: Estimation of the baseline probability of remission

Appendix 3: Estimation of the unit cost of a clinical psychologist working for the National Health Service (NHS) in England [salary Band 7 according to the NHS Agenda for Change for qualified Allied Health Professionals]

Appendix 4: Results of secondary probabilistic economic analyses

Appendix 5: Results of deterministic sensitivity analyses

Appendix 6: References in the online supplementary material

Appendix 1: Selection of effectiveness data and transformation for use in the economic analysis

Effectiveness data were obtained from a systematic literature review and network meta-analyses (NMAs) of randomised clinical trials (RCTs) of psychological and psychosocial interventions for children and young people with clinically important PTSD symptoms (Mavranezouli et al., [submitted](#)). The NMAs were conducted within a Bayesian framework using Markov Chain Monte Carlo simulation techniques implemented in WinBUGS 1.4.3 (Lunn, Thomas, Best, & Spiegelhalter, 2000; Spiegelhalter, Thomas, Best, & Lunn, 2003).

The NMAs included 2 analyses of changes in PTSD symptom scores (between baseline and treatment endpoint; and between baseline and 1-4 month follow-up) and one analysis of dichotomous remission data at treatment endpoint. Although dichotomous data are more suitable for use in economic modelling as they can be easily translated into probabilities of events that correspond directly to the model health states, available dichotomous remission data were sparse and did not cover all interventions of interest in the economic analysis (9 RCTs assessing 7 treatment options reported dichotomous remission at treatment endpoint; in contrast, continuous PTSD symptom change score data between baseline and treatment endpoint were available for 17 treatment options in 29 RCTs). Therefore, the economic analysis utilised the results of the NMAs of changes in PTSD symptom scores, which were reported as standardised mean differences (SMDs), and were subsequently transformed into log-odds ratios (LORs) of effect (Chinn, 2000), so that they could be utilised in the economic analysis, as described in our companion paper (Mavranezouli et al., [submitted](#); online Appendix 3).

The log-odds ratios of remission of each intervention versus no treatment (which served as the baseline treatment) were exponentiated into odds ratios. Subsequently, the probability of remission for each intervention, which was utilised in the economic model, was estimated using the following formulae:

$$intervention\ prob = \frac{odds}{(1+odds)} \quad (1)$$

and

$$odds = \frac{baseline\ prob}{(1-baseline\ prob)} OR \quad (2)$$

where baseline prob is the probability of remission for the baseline treatment (no treatment), OR is the odds ratio of remission for each intervention versus no treatment as estimated following exponentiation of the log-odds ratios obtained from the NMA, and odds is the odds of each intervention to achieve remission.

The NMA models were run in WinBUGS with an initial burn-in period of 100,000 iterations, followed by 300,000 further iterations, thinned by 30 so as to obtain 10,000 iterations for use in the economic model. These 10,000 samples are representative of the full posterior distributions, and thus the uncertainty in the input estimates is incorporated in the economic model.

Appendix 2: Estimation of the baseline probability of remission

The probability of remission for no treatment (baseline) was obtained from a study reporting long-term data on the course of PTSD derived from 1575 people with lifetime PTSD who had participated in 22 World Health Organization (WHO) World Mental Health surveys (Rosellini et al., 2018). The study reported rates of remission of PTSD over 120 months (10 years) following PTSD onset for different age groups, including data on children aged 0-12 years and young people aged 13-24 years, in the form of a graph. Digital software (<http://www.digitizeit.de>) was used to read and extract the cumulative proportions of children aged 0-12 years and young people aged 13-24 years that remitted from PTSD at 3 months, 6 months, 12 months, 24 months, and 36 months from PTSD onset. The values at each time point were averaged between the two age groups, to cover the whole range of the economic analysis study population. The extracted values were used to estimate the probability of remission between 0-3 months, 3-12 months, 12-24 months and 24-36 months in the model, conditional on not having achieved remission prior to the beginning of each interval. The estimated probabilities of remission during these time periods were subsequently transformed into 3-month probabilities that were used to inform the economic model.

The table below shows the estimated cumulative probability of remission for children and young people at 3, 12, 24 and 36 months from PTSD onset; the probability of remission between 0-3, 3-12, 12-24 and 24-36 months (conditional on not having achieved remission prior to the beginning of the interval); and the 3-monthly probability of remission during these time periods.

Probability of remission over time in children and young people with PTSD, as estimated based on data extracted from Rosellini and colleagues (2018)

Time from PTSD onset	Cumulative probability of remission	Time interval	Probability of remission over the time interval*	3-monthly probability during the time interval*
3 months	0.174	0-3 months	0.174	0.174
12 months	0.370	3-12 months	0.238	0.087
24 months	0.445	12-24 months	0.118	0.031
36 months	0.500	24-36 months	0.100	0.026
* conditional on not having achieved remission prior to the beginning of the interval				

The economic analysis evaluated interventions for the treatment of children and young people with PTSD initiated more than three months after a traumatic event. The economic model was thus assumed to start at month 3 from PTSD onset. Therefore, remission data corresponding to 0-3 months after PTSD onset were not used in the economic analysis.

The estimated 3-month probability of remission over 3-12 months from PTSD onset informed months 0-9 of the economic model: these data were applied onto the no treatment arm. They also informed all model arms in months 3-6 of the economic model in the base-case analysis, and all model arms in months 6-9 in all analyses of the economic model, as the course of PTSD after 6 months of treatment was assumed to be independent of the treatment received.

The 3-month probability of remission over 12-24 months from PTSD onset informed all model arms in months 9-21 of the economic model. The 3-month probability of remission over 24-36 months from PTSD onset informed all model arms in months 21-36 of the economic model; this 3-month probability was also utilised over the period of 36-39 months from PTSD onset (i.e. months 33-36 of the economic model) for simplicity.

Appendix 3: Estimation of the unit cost of a clinical psychologist working for the National Health Service (NHS) in England [salary Band 7 according to the NHS Agenda for Change for qualified Allied Health Professionals]

Cost element	Unit cost (2017 price)	Source
Wages – salary (annual)	£38,951	
Salary on-costs (annual)	£9,864	Curtis & Burns, 2017; unit cost of community-based scientific & professional staff, including allied health professionals (Agenda for Change band 7)
Overheads – staff (annual)	£11,960	
Overheads - non-staff (annual)	£18,647	
Capital overheads (annual)	£5,125	
Qualifications (total)	£12,386	Based on a mean clinical psychologist training cost estimate of £159,420 (National College for Teaching and Leadership, 2016), annuitised using the formula reported in Netten, Knight, Dennett, Cooley, & Slight (1998), assuming a useful working life of 25 years, a time from obtaining the qualification until retirement of 44 years, and an equal distribution of the useful working life over the period of 44 years due to lack of specific information on this distribution.
Supervision (annual)	£316	Based on the unit cost of an Agenda for Change band 8a clinical psychologist (Curtis & Burns, 2017) providing 1.5 hour of supervision per month, delivered in groups of 4 participants (British Association for Behavioural & Cognitive Psychotherapies, 2016 and expert advice); qualification costs included, as described above.
SUM of cost elements (annual)	£97,249	
Working time	42.6 weeks /year 37.5 hours /week (1,599 hours)	Curtis & Burns, 2017
Total cost per hour	£61	
Ratio of direct to indirect time*	60:40	assumption based on expert opinion and a review of respective ratios reported in the literature for clinical psychologists and other therapists delivering psychological interventions (Curtis & Burns, 2017)
Estimated cost per hour of direct contact	£101	
* ratio of face-to-face time to time for preparation and other administrative tasks		

Appendix 4: Results of secondary probabilistic economic analyses

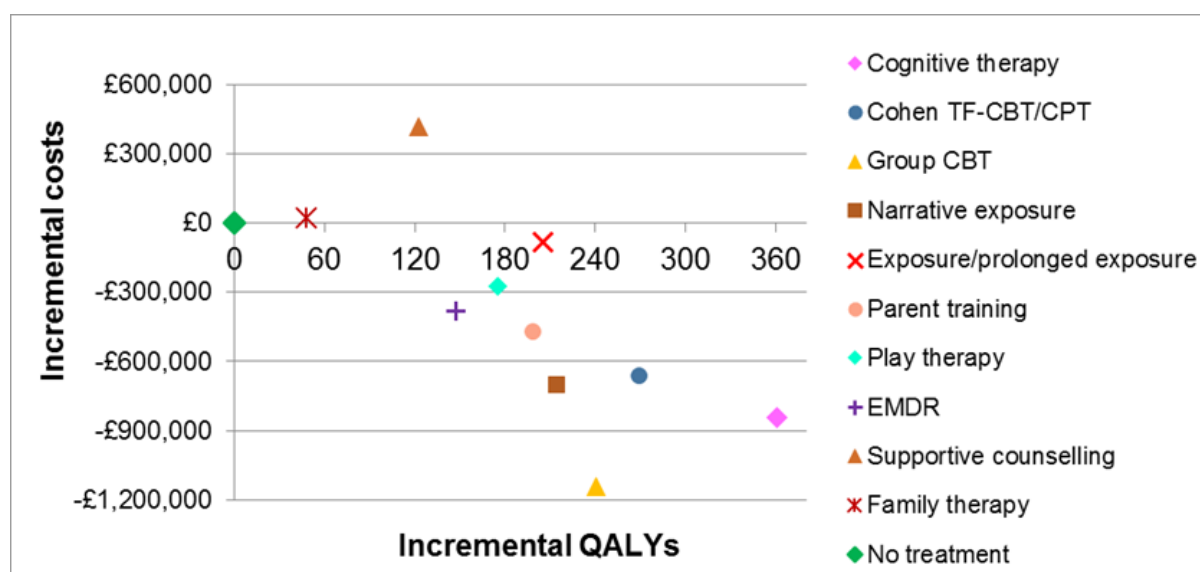
Results of Scenario B [utility data from Gospodarevskaya (2013); beneficial effect up to 3-month follow-up]

Intervention	Mean per person			NMB (£/ person)	Mean rank (at a threshold of £20,000/QALY)	Prob*
	QALY	Intervention cost (£)	Total cost (£)			
[TF-CBT] cognitive therapy	2.482	1,204	4,271	45,373	1.88	0.67
[TF-CBT] Cohen TF-CBT / CPT	2.390	911	4,453	43,348	3.90	0.30
[TF-CBT] group CBT	2.362	270	3,971	43,269	3.35	0.48
[TF-CBT] narrative exposure	2.335	517	4,414	42,296	4.71	0.31
Parent training	2.320	685	4,645	41,751	5.47	0.36
[TF-CBT] exposure / PE	2.326	1,089	5,033	41,495	6.26	0.33
Play therapy	2.297	719	4,840	41,094	6.31	0.46
EMDR	2.268	461	4,731	40,636	6.65	0.62
Supportive counselling	2.244	1,135	5,534	39,341	8.61	0.59
Family therapy	2.169	287	5,135	38,245	9.12	0.56
No treatment	2.121	0	5,114	37,312	9.76	1.00

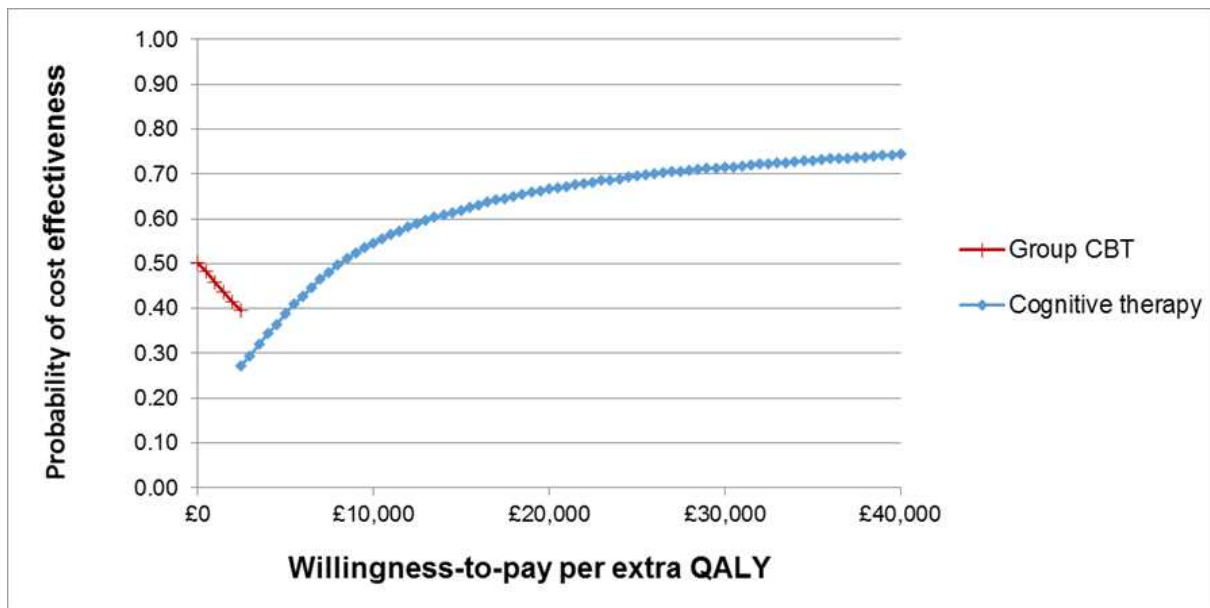
CPT: cognitive processing therapy; EMDR: eye movement desensitisation reprocessing; NMB: net monetary benefit; PE: prolonged exposure; Prob: probability of cost-effectiveness; TF-CBT: trauma-focused cognitive behavioural therapy

*estimated in a step-wise approach, according to which the most cost-effective intervention is omitted at each step, and the probability of cost-effectiveness of the next most cost-effective intervention amongst the remaining treatment options is re-calculated

Scenario B - Cost-effectiveness plane

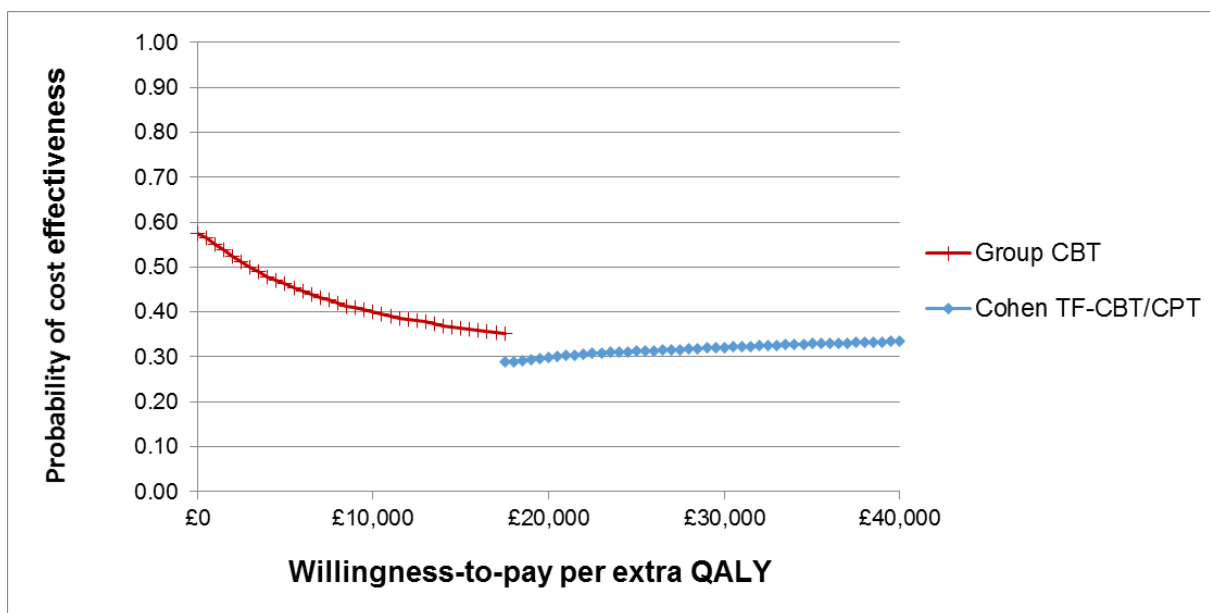


Scenario B - Cost-effectiveness acceptability frontier - cognitive therapy for PTSD included in analysis



Comparison across 11 alternative treatment options: supportive counselling, group CBT [TF-CBT], Cohen TF-CBT/ CPT [TF-CBT], cognitive therapy for PTSD [TF-CBT], narrative exposure therapy [TF-CBT], exposure/PE [TF-CBT], eye movement desensitisation and reprocessing (EMDR), family therapy, play therapy, parent training, no treatment

Scenario B - Cost-effectiveness acceptability frontier - cognitive therapy for PTSD excluded from analysis



Comparison across 10 alternative treatment options: supportive counselling, group CBT [TF-CBT], Cohen TF-CBT/ CPT [TF-CBT], narrative exposure therapy [TF-CBT], exposure/PE [TF-CBT], eye movement desensitisation and reprocessing (EMDR), family therapy, play therapy, parent training, no treatment

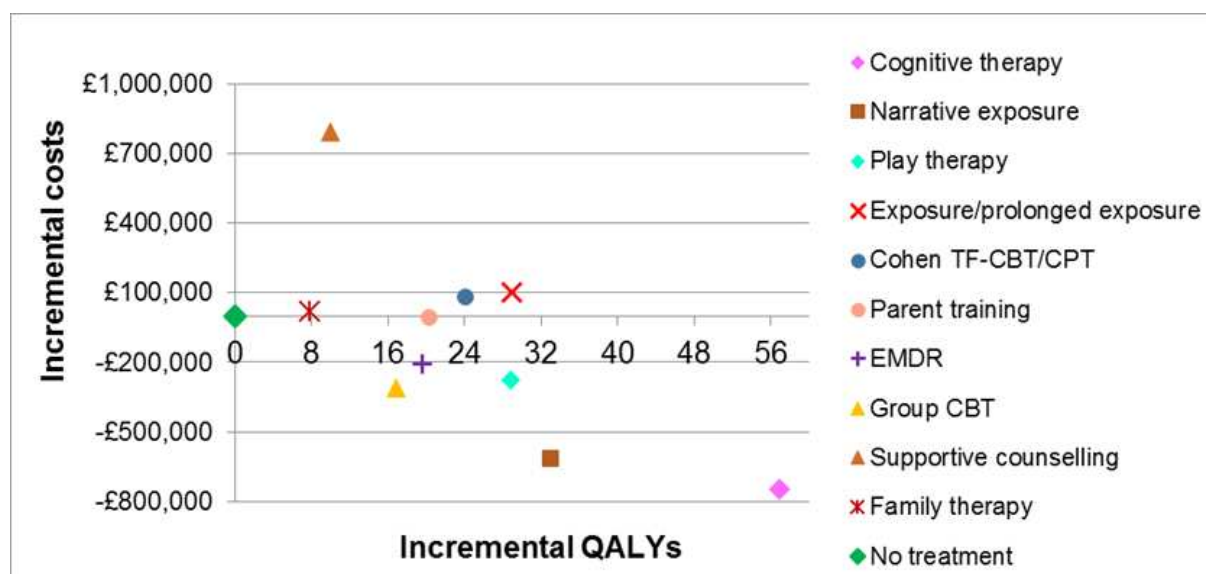
Results of Scenario C [utility data from Shearer and colleagues (2018); no beneficial effect beyond treatment endpoint]

Intervention	Mean per person			NMB (£/ person)	Mean rank (at a threshold of £20,000/QALY)	Prob*
	QALY	Intervention cost (£)	Total cost (£)			
[TF-CBT] cognitive therapy	2.224	1,203	4,373	40,108	2.05	0.59
[TF-CBT] narrative exposure	2.200	517	4,502	39,501	3.11	0.43
Play therapy	2.196	715	4,843	39,075	4.85	0.31
[TF-CBT] group CBT	2.184	270	4,807	38,872	5.05	0.21
EMDR	2.187	459	4,908	38,824	5.59	0.28
[TF-CBT] exposure / PE	2.196	1,089	5,221	38,700	6.47	0.25
Parent training	2.187	682	5,112	38,635	6.61	0.36
[TF-CBT] Cohen TF-CBT / CPT	2.191	911	5,202	38,622	6.66	0.52
Family therapy	2.175	287	5,139	38,357	7.59	0.41
No treatment	2.167	0	5,118	38,224	7.82	0.84
Supportive counselling	2.177	1,137	5,911	37,631	10.21	1.00

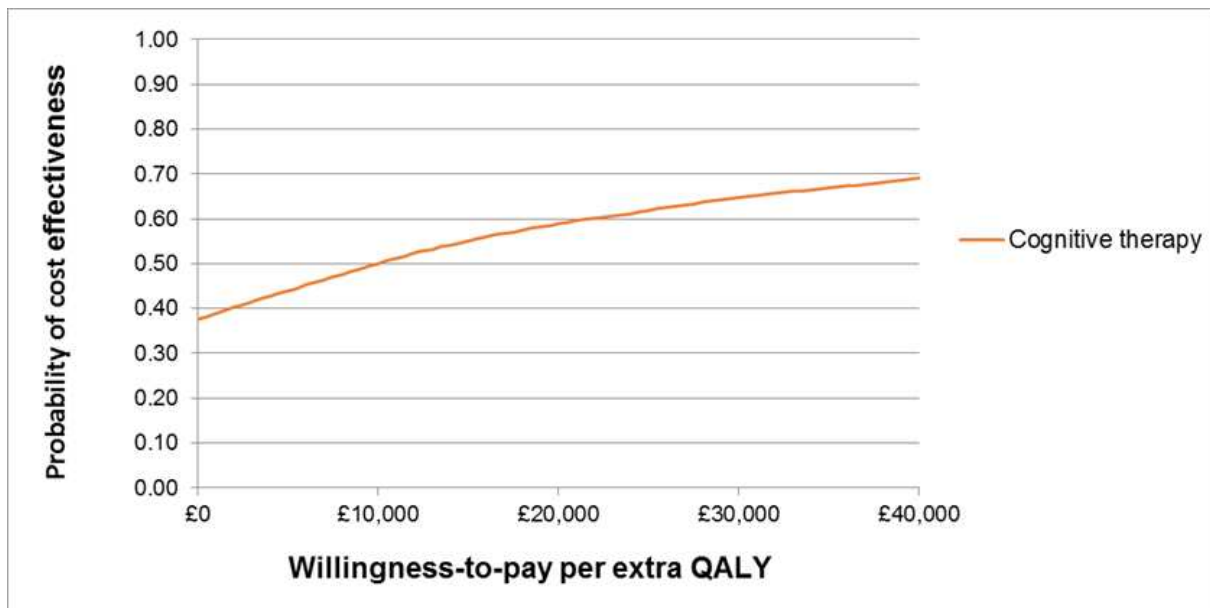
CPT: cognitive processing therapy; EMDR: eye movement desensitisation reprocessing; NMB: net monetary benefit; PE: prolonged exposure; Prob: probability of cost-effectiveness; TF-CBT: trauma-focused cognitive behavioural therapy

*estimated in a step-wise approach, according to which the most cost-effective intervention is omitted at each step, and the probability of cost-effectiveness of the next most cost-effective intervention amongst the remaining treatment options is re-calculated

Scenario C - Cost-effectiveness plane

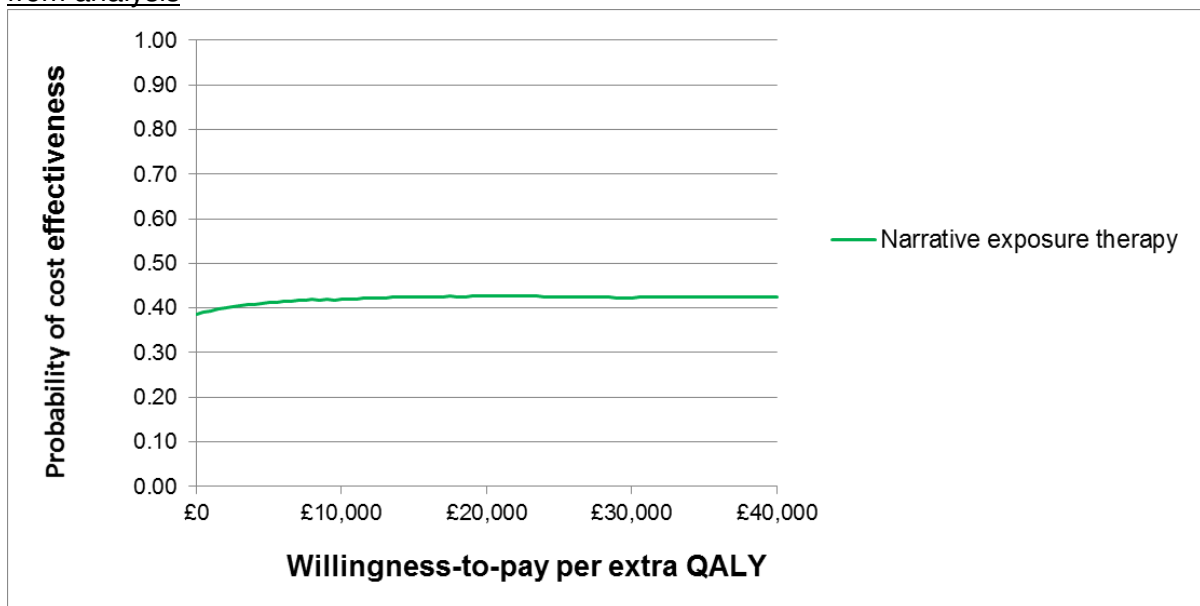


Scenario C - Cost-effectiveness acceptability frontier - cognitive therapy for PTSD included in analysis



Comparison across 11 alternative treatment options: supportive counselling, group CBT [TF-CBT], Cohen TF-CBT/ CPT [TF-CBT], cognitive therapy for PTSD [TF-CBT], narrative exposure therapy [TF-CBT], exposure/PE [TF-CBT], eye movement desensitisation and reprocessing (EMDR), family therapy, play therapy, parent training, no treatment

Scenario C - Cost-effectiveness acceptability frontier - cognitive therapy for PTSD excluded from analysis



Comparison across 10 alternative treatment options: supportive counselling, group CBT [TF-CBT], Cohen TF-CBT/ CPT [TF-CBT], narrative exposure therapy [TF-CBT], exposure/PE [TF-CBT], eye movement desensitisation and reprocessing (EMDR), family therapy, play therapy, parent training, no treatment

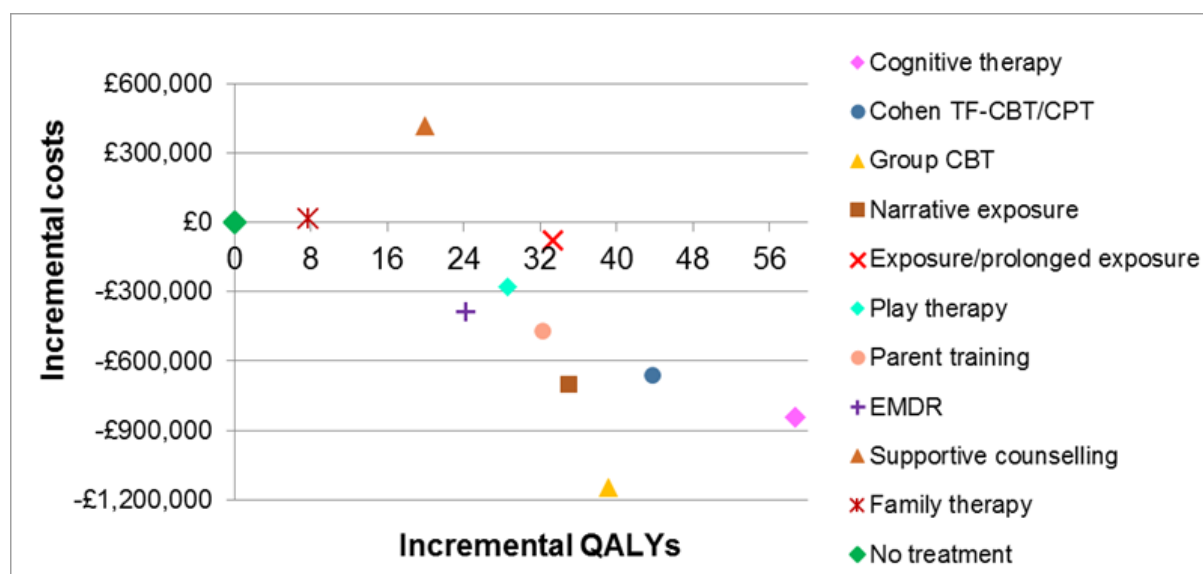
Results of Scenario D [utility data derived from Shearer and colleagues (2018); beneficial effect up to 3-month follow-up]

Intervention	Mean per person			NMB (£/ person)	Mean rank (at a threshold of £20,000/QALY)	Prob*
	QALY	Intervention cost (£)	Total cost (£)			
[TF-CBT] cognitive therapy	2.227	1,203	4,271	40,276	2.79	0.31
[TF-CBT] group CBT	2.208	270	3,966	40,190	2.54	0.50
[TF-CBT] Cohen TF-CBT / CPT	2.212	910	4,452	39,798	4.26	0.34
[TF-CBT] narrative exposure	2.204	518	4,412	39,661	4.40	0.34
Parent training	2.201	681	4,642	39,376	5.45	0.37
EMDR	2.193	462	4,727	39,130	6.25	0.31
Play therapy	2.197	718	4,833	39,113	6.40	0.44
[TF-CBT] exposure / PE	2.202	1,087	5,035	39,004	7.02	0.57
Family therapy	2.176	287	5,132	38,395	8.68	0.32
No treatment	2.169	0	5,113	38,261	8.88	0.55
Supportive counselling	2.189	1,136	5,529	38,244	9.32	1.00

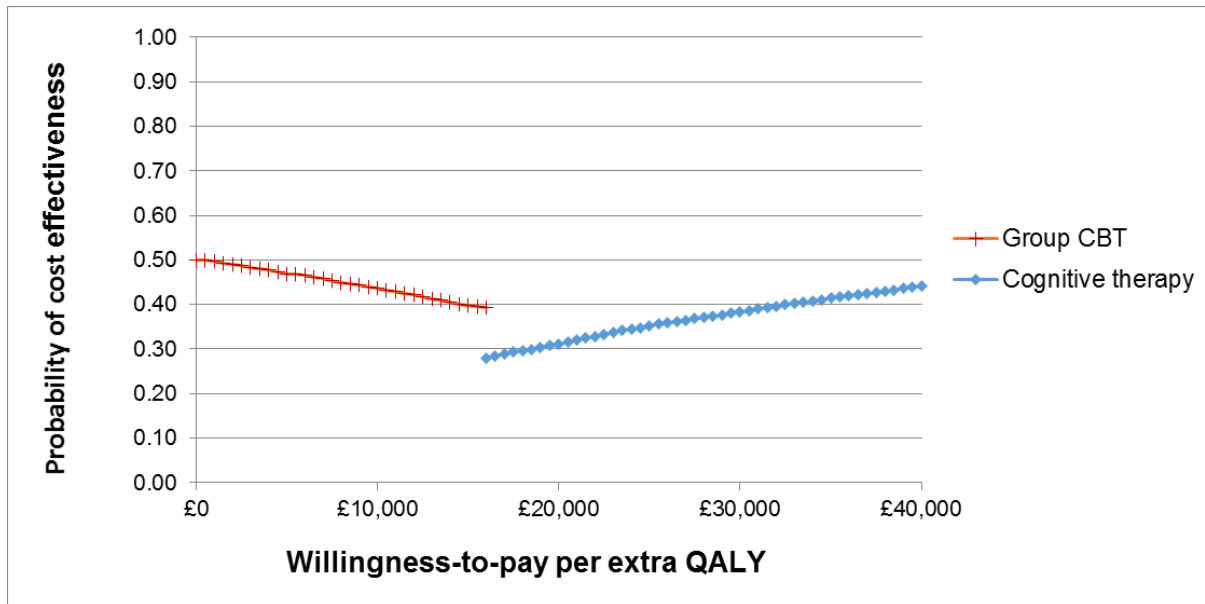
CPT: cognitive processing therapy; EMDR: eye movement desensitisation reprocessing; NMB: net monetary benefit; PE: prolonged exposure; Prob: probability of cost-effectiveness; TF-CBT: trauma-focused cognitive behavioural therapy

*estimated in a step-wise approach, according to which the most cost-effective intervention is omitted at each step, and the probability of cost-effectiveness of the next most cost-effective intervention amongst the remaining treatment options is re-calculated

Scenario D - Cost-effectiveness plane

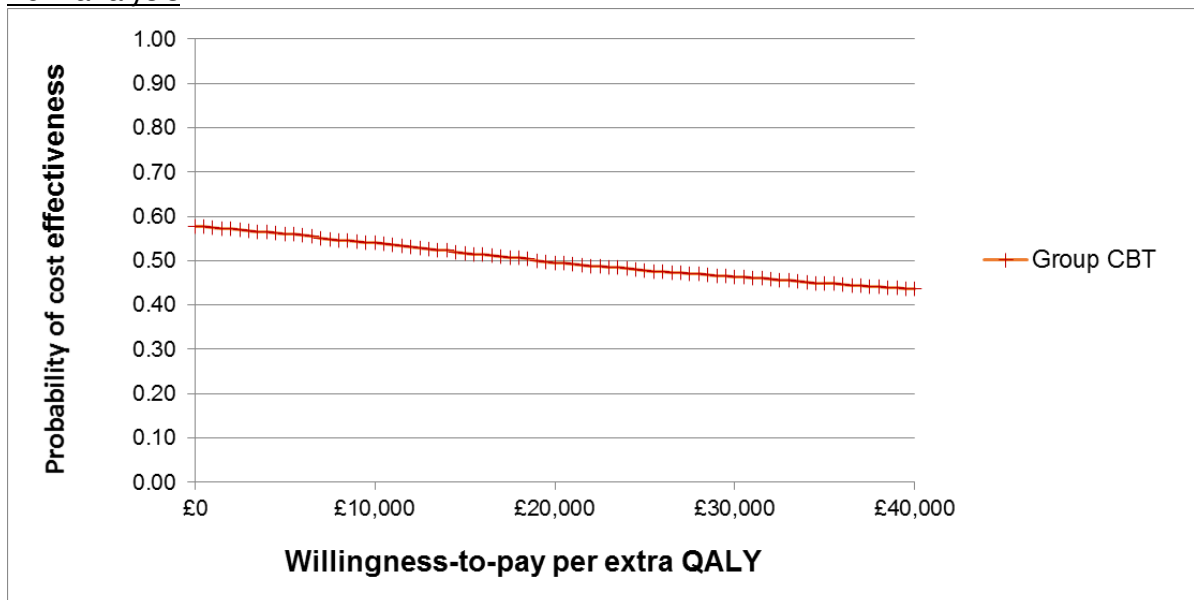


Scenario D - Cost-effectiveness acceptability frontier - cognitive therapy for PTSD included in analysis



Comparison across 11 alternative treatment options: supportive counselling, group CBT [TF-CBT], Cohen TF-CBT/ CPT [TF-CBT], cognitive therapy for PTSD [TF-CBT], narrative exposure therapy [TF-CBT], exposure/PE [TF-CBT], eye movement desensitisation and reprocessing (EMDR), family therapy, play therapy, parent training, no treatment

Scenario D - Cost-effectiveness acceptability frontier - cognitive therapy for PTSD excluded from analysis



Comparison across 10 alternative treatment options: supportive counselling, group CBT [TF-CBT], Cohen TF-CBT/ CPT [TF-CBT], narrative exposure therapy [TF-CBT], exposure/PE [TF-CBT], eye movement desensitisation and reprocessing (EMDR), family therapy, play therapy, parent training, no treatment

Appendix 5: Results of deterministic sensitivity analyses

Scenario A [utility data from Gospodarevskaya (2013); no beneficial effect beyond treatment endpoint]

Annual probability of relapse 0.10		Annual probability of relapse 0.00		Annual probability of relapse 0.20	
Intervention	NMB (£/person)	Intervention	NMB (£/person)	Intervention	NMB (£/person)
[TF-CBT] cognitive therapy	43,790	[TF-CBT] cognitive therapy	45,324	[TF-CBT] cognitive therapy	42,375
[TF-CBT] narrative exposure	41,256	[TF-CBT] narrative exposure	42,310	[TF-CBT] narrative exposure	40,279
Play therapy	40,209	Play therapy	41,175	Play therapy	39,314
[TF-CBT] exposure / PE	39,782	[TF-CBT] exposure / PE	40,744	[TF-CBT] exposure / PE	38,889
[TF-CBT] Cohen TF-CBT / CPT	39,265	[TF-CBT] Cohen TF-CBT / CPT	40,127	[TF-CBT] group CBT	38,466
[TF-CBT] group CBT	39,129	EMDR	39,885	[TF-CBT] Cohen TF-CBT / CPT	38,464
EMDR	39,127	[TF-CBT] group CBT	39,841	EMDR	38,421
Parent training	38,728	Parent training	39,473	Parent training	38,034
Family therapy	37,457	Family therapy	37,939	Family therapy	37,004
No treatment	37,075	No treatment	37,464	No treatment	36,708
Supportive counselling	36,823	Supportive counselling	37,388	Supportive counselling	36,294

CPT: cognitive processing therapy; EMDR: eye movement desensitisation reprocessing; NMB: net monetary benefit; PE: prolonged exposure; TF-CBT: trauma-focused cognitive behavioural therapy

Scenario B [utility data from Gospodarevskaya (2013); beneficial effect up to 3-month follow-up]

Annual probability of relapse 0.10		Annual probability of relapse 0.00		Annual probability of relapse 0.20	
Intervention	NMB (£/person)	Intervention	NMB (£/person)	Intervention	NMB (£/person)
[TF-CBT] cognitive therapy	44,079	[TF-CBT] cognitive therapy	45,637	[TF-CBT] cognitive therapy	42,639
[TF-CBT] group CBT	42,684	[TF-CBT] group CBT	43,747	[TF-CBT] group CBT	41,687
[TF-CBT] Cohen TF-CBT / CPT	42,534	[TF-CBT] Cohen TF-CBT / CPT	43,680	[TF-CBT] Cohen TF-CBT / CPT	41,459
[TF-CBT] narrative exposure	40,919	[TF-CBT] narrative exposure	41,931	[TF-CBT] narrative exposure	39,981
Parent training	40,258	Play therapy	41,175	Parent training	39,471
Play therapy	40,209	Parent training	41,095	Play therapy	39,314
[TF-CBT] exposure / PE	39,454	[TF-CBT] exposure / PE	40,301	[TF-CBT] exposure / PE	38,723
EMDR	38,722	EMDR	39,329	EMDR	38,150
Supportive counselling	38,247	Supportive counselling	38,929	Supportive counselling	37,605
Family therapy	37,457	Family therapy	37,939	Family therapy	37,004
No treatment	37,075	No treatment	37,464	No treatment	36,708

CPT: cognitive processing therapy; EMDR: eye movement desensitisation reprocessing; NMB: net monetary benefit; PE: prolonged exposure; TF-CBT: trauma-focused cognitive behavioural therapy

Scenario C [utility data from Shearer and colleagues (2018); no beneficial effect beyond treatment endpoint]

Annual probability of relapse 0.10		Annual probability of relapse 0.00		Annual probability of relapse 0.20	
Intervention	NMB (£/person)	Intervention	NMB (£/person)	Intervention	NMB (£/person)
[TF-CBT] cognitive therapy	39,791	[TF-CBT] cognitive therapy	40,385	[TF-CBT] cognitive therapy	39,243
[TF-CBT] narrative exposure	39,405	[TF-CBT] narrative exposure	39,813	[TF-CBT] narrative exposure	39,027
[TF-CBT] group CBT	38,814	Play therapy	39,132	[TF-CBT] group CBT	38,558
Play therapy	38,758	[TF-CBT] group CBT	39,090	Play therapy	38,411
EMDR	38,603	EMDR	38,897	EMDR	38,330
[TF-CBT] exposure / PE	38,344	[TF-CBT] exposure / PE	38,717	No treatment	38,067
[TF-CBT] Cohen TF-CBT / CPT	38,276	[TF-CBT] Cohen TF-CBT / CPT	38,610	[TF-CBT] exposure / PE	37,999
Parent training	38,263	Parent training	38,552	Family therapy	37,999
No treatment	38,209	Family therapy	38,361	Parent training	37,994
Family therapy	38,174	No treatment	38,360	[TF-CBT] Cohen TF-CBT / CPT	37,966
Supportive counselling	37,166	Supportive counselling	37,385	Supportive counselling	36,962

CPT: cognitive processing therapy; EMDR: eye movement desensitisation reprocessing; NMB: net monetary benefit; PE: prolonged exposure; TF-CBT: trauma-focused cognitive behavioural therapy

Scenario D [utility data from Shearer and colleagues (2018); beneficial effect up to 3-month follow-up]

Annual probability of relapse 0.10		Annual probability of relapse 0.00		Annual probability of relapse 0.20	
Intervention	NMB (£/person)	Intervention	NMB (£/person)	Intervention	NMB (£/person)
[TF-CBT] group CBT	40,191	[TF-CBT] group CBT	40,602	[TF-CBT] group CBT	39,805
[TF-CBT] cognitive therapy	39,903	[TF-CBT] cognitive therapy	40,506	[TF-CBT] cognitive therapy	39,345
[TF-CBT] Cohen TF-CBT / CPT	39,542	[TF-CBT] Cohen TF-CBT / CPT	39,985	[TF-CBT] Cohen TF-CBT / CPT	39,126
[TF-CBT] narrative exposure	39,275	[TF-CBT] narrative exposure	39,667	[TF-CBT] narrative exposure	38,911
Parent training	38,855	Parent training	39,180	Parent training	38,551
Play therapy	38,758	Play therapy	39,132	Play therapy	38,411
EMDR	38,446	EMDR	38,681	EMDR	38,225
[TF-CBT] exposure / PE	38,218	[TF-CBT] exposure / PE	38,545	No treatment	38,067
No treatment	38,209	Family therapy	38,361	Family therapy	37,999
Family therapy	38,174	No treatment	38,360	[TF-CBT] exposure / PE	37,934
Supportive counselling	37,718	Supportive counselling	37,982	Supportive counselling	37,469

CPT: cognitive processing therapy; EMDR: eye movement desensitisation reprocessing; NMB: net monetary benefit; PE: prolonged exposure; TF-CBT: trauma-focused cognitive behavioural therapy

Appendix 6: References in online supplementary material

British Association for Behavioural & Cognitive Psychotherapies (2016). *Criteria and guidelines for re-accreditation as a behavioural and/or cognitive psychotherapist*. British Association for Behavioural & Cognitive Psychotherapies. Available from: <http://www.babcp.com/files/Accreditation/CBP/Full/CBP-Full-Guidelines-V5-0614.pdf>.

Chinn, S. (2000). A simple method for converting an odds ratio to effect size for use in meta-analysis. *Statistics in Medicine*, 19, 3127-3131.

Curtis, L. & Burns, A. (2017). *Unit Costs of Health & Social Care 2017* Canterbury: PSSRU, University of Kent.

Lunn, D. J., Thomas, A., Best, N., & Spiegelhalter, D. (2000). WinBUGS-A Bayesian modelling framework: Concepts, structure, and extensibility. *Statistics and Computing*, 10, 325-337.

Mavranouzouli, I., Meginin-Viggars, O., Daly, C., Dias, S., Stockton, S., Meiser-Stedman, R., Trickey, D., & Pilling, S. (submitted). Psychological and psychosocial treatments for children and young people with post-traumatic stress disorder: a network meta-analysis. *Journal of Child Psychology and Psychiatry*, submitted.

National College for Teaching and Leadership (2016). *Review of clinical and educational psychology training arrangements* NHS Health Education England.

Netten, A., Knight, J., Dennett, J., Cooley, R., & Slight, A. (1998). *Development of a ready reckoner for staff costs in the NHS, Vols 1 & 2*. Canterbury: PSSRU, University of Kent.

Rosellini, A. J., Liu, H., Petukhova, M. V., Sampson, N. A., Aguilar-Gaxiola, S., Alonso, J., Borges, G., Bruffaerts, R., Bromet, E.J., de Girolamo, G., de Jonge, P., Fayyad, J., Florescu, S., Gureje, O., Haro, J. M., Hinkov, H., Karam, E. G., Kawakami, N., Koenen, K. C., Lee, S., Lépine, J. P., Levinson, D., Navarro-Mateu, F., Oladeji, B. D., O'Neill, S., Pennell, B. E., Piazza, M., Posada-Villa, J., Scott, K. M., Stein, D. J., Torres, Y., Viana, M. C., Zaslavsky, A. M., & Kessler, R. C. (2018). Recovery from DSM-IV post-traumatic stress disorder in the WHO World Mental Health surveys. *Psychological Medicine*, 48, 437-450.

Spiegelhalter, D., Thomas, A., Best, N., & Lunn, D. J. (2003). *WinBUGS user manual: version 1.4* Cambridge: MRC Biostatistics Unit.