

Effect of carbohydrate and caffeine ingestion on badminton performance

Clarke, N. and Duncan, M.J.

Author post-print (accepted) deposited in CURVE August 2015

Original citation & hyperlink:

Clarke, N. and Duncan, M.J. (2015) Effect of carbohydrate and caffeine ingestion on badminton performance. *International Journal of Sports Physiology and Performance*, volume (in press)

<http://dx.doi.org/10.1123/ijsp.2014-0426>

Note: Article in press, full citation details will be updated once available.

Publisher statement: © 2015 Human Kinetics, Inc. As accepted for publication.

Copyright © and Moral Rights are retained by the author(s) and/ or other copyright owners. A copy can be downloaded for personal non-commercial research or study, without prior permission or charge. This item cannot be reproduced or quoted extensively from without first obtaining permission in writing from the copyright holder(s). The content must not be changed in any way or sold commercially in any format or medium without the formal permission of the copyright holders.

This document is the author's post-print version, incorporating any revisions agreed during the peer-review process. Some differences between the published version and this version may remain and you are advised to consult the published version if you wish to cite from it.

CURVE is the Institutional Repository for Coventry University

<http://curve.coventry.ac.uk/open>

Note. This article will be published in a forthcoming issue of the *International Journal of Sports Physiology and Performance*. The article appears here in its accepted, peer-reviewed form, as it was provided by the submitting author. It has not been copyedited, proofread, or formatted by the publisher.

Section: Original Investigation

Article Title: Effect of Carbohydrate and Caffeine Ingestion on Badminton Performance

Authors: Neil D. Clarke and Michael J. Duncan

Affiliations: Department of Applied Sciences and Health, Faculty Health and Life Sciences, Coventry University, Coventry, UK.

Journal: *International Journal of Sports Physiology and Performance*

Acceptance Date: May 11, 2015

©2015 Human Kinetics, Inc.

DOI: <http://dx.doi.org/10.1123/ijsp.2014-0426>

Article Title: Effect of Carbohydrate and Caffeine Ingestion on Badminton Performance

Section: Original Investigation

Authors: Neil D. Clarke and Michael J. Duncan

Affiliation: Department of Applied Sciences and Health, Faculty Health and Life Sciences, Coventry University, Coventry, UK.

Contact details for corresponding author:

Neil D. Clarke, Department of Applied Sciences and Health, Faculty Health and Life Sciences, Coventry University, Priory Street, CV1 5FB, UK.

Telephone: (44) 2476 88 8559

Fax: (44) 2476 88 7688

Email: Neil.clarke@coventry.ac.uk

Preferred Running Head: Badminton and Carbohydrate / Caffeine Ingestion

Abstract Word Count: 248

Text-Only Word Count: 3646

Abstract

Purpose: The aim of this investigation was to investigate the effect of ingesting carbohydrate and caffeine solutions on measures that are central to success in badminton. **Methods:** Twelve male badminton players performed a badminton serve accuracy test, coincidence anticipation timing (CAT) and a choice reaction time sprint test 60 min before exercise. Participants then consumed 7 ml·kg body mass⁻¹ of either water (PLA), 6.4% carbohydrate solution (CHO), a solution containing a caffeine dose of 4 mg·kg⁻¹ (CAF) or 6.4% carbohydrate and 4 mg·kg⁻¹ caffeine (C+C). All solutions were flavoured with orange-flavoured concentrate. During the 33 min fatigue protocol, participants were provided with an additional 3 ml·kg body mass⁻¹ of solution, which was ingested before the end of the protocol. As soon as the 33 min fatigue protocol was completed, all measures were recorded again. **Results:** Short serve accuracy was improved following the ingestion of CHO and C+C compared with PLA ($P=0.001$; $\eta_p^2=0.50$). Long serve accuracy was improved following the ingestion of C+C compared with PLA ($P<0.001$; $\eta_p^2=0.53$). Absolute error in CAT demonstrated smaller deteriorations following the ingestion of C+C compared with PLA ($P<0.05$; Slow: $\eta_p^2=0.41$; Fast: $\eta_p^2=0.31$). Choice reaction time improved in all trials with the exception of PLA, which demonstrated a reduction ($P<0.001$; $\eta_p^2=0.85$), although C+C was faster than all trials ($P<0.001$; $\eta_p^2=0.76$). **Conclusion:** These findings suggest that the ingestion of a caffeinated carbohydrate solution before and during a badminton match can maintain serve accuracy, anticipation timing and sprinting actions around the court.

Key words: fatiguing exercise, hydration, physical performance, motor control.

Introduction

To successfully compete in sports such as badminton players must accelerate, decelerate, change direction, move quickly, maintain balance, and repeatedly generate optimum stroke production.¹ Furthermore, this physiologic strain is influenced by hydration and nutritional status.² However, the mechanism by which fatigue influences badminton performance largely relates to a decrease in shot accuracy combined with weak positional play.³ Neuromuscular fatigue during badminton is thought to manifest itself due to the reduced capacity to produce and maintain the required force to generate powerful and accurate shots.¹ However, several metabolic factors may also limit performance, including decreased phosphocreatine availability, depleted muscle glycogen stores, and increased muscle acidity.¹ A further potential mechanism underlying the phenomenon of fatigue is hypoglycaemia, due to a reduction in muscle metabolism and function.¹ Supporting this mechanism, Vergauwen et al.⁴ found that after 2 h of simulated tennis match-play, carbohydrate supplementation attenuated the number of errors compared with ingestion of a placebo. However, other studies suggest that carbohydrate ingestion does not affect performance^{5,6}. Despite these inconsistencies, a review⁷ suggested that carbohydrate ingestion appears to be beneficial, especially during matches lasting longer than 90 minutes.

The addition of carbohydrate to the fluid ingested prior to and during exercise has been demonstrated to improve exercise performance⁸, possibly due to the sparing of muscle glycogen⁶ and maintaining blood glucose and carbohydrate oxidation.¹⁰ In addition, previous studies suggest that compared with fluid alone, carbohydrate ingestion is able to maintain badminton serve accuracy following fatiguing exercise.¹¹ Similarly, caffeine supplementation has been reported to increase serve velocity, specifically during the final stages of the simulated tennis match, although no improvements in stroke accuracy were observed.²

In addition to the actions of carbohydrate and caffeine individually, the ingestion of a combined caffeine and carbohydrate solution has shown to improve sprinting and jumping performance and the subjective experiences of players during intermittent exercise.¹² Furthermore, caffeine appears to offset the fatigue-induced decline in self-selected components of performance¹², such as running speed. The results indicate a likely benefit to performance following co-ingestion of carbohydrate and caffeine, possibly due to altered subjective perceptions of exercise intensity and fatigue.¹³ Supporting this suggestion are findings that show that caffeine, when co-ingested with a sports drink, provides an ergogenic benefit greater than that afforded by the carbohydrate alone.¹⁴

These combined findings suggest that the ingestion carbohydrate and caffeine have the potential to improve badminton performance either individually or synergistically. Furthermore, despite the mounting evidence regarding the ergogenic effect of caffeinated carbohydrate solutions, there remains a dearth of knowledge concerning the outcome of caffeine ingestion on motor-skill performance and other more specific measures of athletic ability that are central to success in sports such as badminton. Therefore, the aim of the present study was to investigate the effect of ingesting carbohydrate and caffeine on measures that are central to success in badminton.

Methods

Participants

Following institutional ethics committee approval 12 healthy males players (mean±SD age: 28±9 y, height: 178±5 cm, mass: 78±9 kg, $\dot{V}O_{2max}$: 59±5 ml·kg⁻¹·min⁻¹) who were regularly involved in competitive badminton (mean playing experience: 8±3 y) participated in this study. All participants signed an informed consent form and all procedures in this investigation were conducted in accordance with the Declaration of Helsinki.

Design

Following the assessment of maximal oxygen uptake ($\dot{V}O_{2\max}$) and maximum heart rate (HR_{max}) using Yo-Yo intermittent recovery level 1 test, as described by Krstrup et al.¹⁵, in order to determine relative intensity during the experimental trials, the participants performed four trials. The investigation incorporated a double-blind, randomized crossover design, placebo (PLA), carbohydrate (CHO), caffeine (CAF) and carbohydrate with caffeine (C+C) with each experimental trial separated by one week. Prior to ingesting the solutions the participants undertook a series of performance tests relevant to badminton. A fatiguing protocol designed to simulate badminton match-play was performed 60 min following fluid ingestion. As soon as the fatigue protocol was completed, all measures were recorded again.

Methodology

Participants abstained from caffeine, alcohol, and strenuous activity for 12 h, and recorded their dietary intake for 48 h before the initial experimental trial. This diet was then replicated before the subsequent experimental trials. Before performing any exercise body mass was recorded and a capillary blood sample drawn from the index finger for determination of blood glucose and lactate concentrations (*Biosen* HbA1c, EKF-diagnostic GmbH, Germany). The participants then performed a sport-specific warm-up before any fatiguing physical activity. This warm-up consisted of playing and returning badminton shots to an opponent, as usual before a competitive match.

Following the warm-up the coincidence anticipation timing (CAT), defined as the estimation of arrival of a stimulus and the required time for a response to intercept it¹⁶ was assessed. A Bassin anticipation timer (Model 35575, Lafayette Instrument Company, USA) was supported 180 cm from the floor at the far end and 70 cm at the near end (Figure 1). A red light stimulus travelled towards the participant at a low (3 mph) and high (5 mph) velocity with the end of the lighted runway representing the target point. A photoelectric

beam (Model 63501IR, Lafayette Instrument Company, USA) was aligned vertically below the target point so that the participant’s racket could pass through it without hindering the swing in order to stop the light.

The following measures were recorded for each attempt: Absolute error: The absolute value of each raw score disregarding whether the response was early or late. Constant error: The temporal interval between the arrival of the visual stimulus and the end of the participant’s motor response. It represents the mean response of an individual and the direction of error: early or late. Variable error: The participant’s standard deviation from their mean response; this represents the variability or inconsistency of the responses.

Participants then performed the badminton serve accuracy test¹⁴, consisting of 10 short serves and 10 long serves towards a target (50 x 50 cm), with the number of successful hits recorded. The targets were positioned in the far left corner behind the net, and in the back tramline next to the “T” for determining long and short serve accuracy respectively.¹⁷ Following the serve accuracy test participants performed a choice reaction time test prompted by a flashing beacon (Smartspeed, Fusion Sport, Australia), before then sprinting 5 m through one of three infrared timing gates (randomly selected by the programme), with the time to reach the timing gates being recorded (Figure 2).

One hour before exercise participants consumed 7 ml·kg body mass⁻¹ of either water (PLA), 6.4% carbohydrate solution (CHO), a solution containing a caffeine dose of 4 mg·kg⁻¹ (CAF) or 6.4% carbohydrate and 4 mg·kg⁻¹ caffeine (C+C). All solutions were flavoured with low-calorie (<0.3 g carbohydrate per 100 ml) orange-flavoured concentrate with water and aspartame artificial sweetener. During the 33 min fatigue protocol, participants were provided with a further 3 ml·kg body mass⁻¹ of the same solution, which was ingested before the end of the protocol.

After 60 min a heart rate monitor (Polar RS400, Polar Electro Oy, Finland) was strapped to the chest of the participant and they commenced the fatigue protocol as detailed by.¹¹ In brief, each circuit consisted of three sections, which were repeated continuously for 33 min, replicating the exercise time of a badminton match. The sections forming each circuit were 1 min of intense ghosting at allocated targets on the badminton court with directions given by the investigator, an adapted agility course, followed by 3 min of active recovery (walking at 5.0 km·h⁻¹). Ratings of perceived exertion (RPE) were recorded on a scale of 6–20¹⁸ following the completion of each circuit. In addition, the Felt Arousal Scale¹⁹, a 6-point single-item scale, was used as a measure of perceived activation and recorded prior to fluid ingestion and before and after the fatiguing protocol. As soon as the 33 min fatigue protocol was completed, lactate and glucose concentrations were measured again. This was followed by the retest of the CAT test, accuracy test of the short and long badminton serves and choice reaction time.

Statistical Analysis

Data are reported as the mean \pm the standard deviation (SD). The Shapiro-Wilk test was applied to the data in order to assess for a normal distribution. All variables, with the exception of heart rate and RPE were assessed using a two-way analysis of variance with repeated measures. Heart rate and RPE were assessed using a one-way analysis of variance with repeated measures. All statistical procedures were conducted using IBM SPSS Statistics for Windows, Version 20.0 (Armonk, NY: IBM Corp.). An alpha level of $P < 0.05$ was considered statistically significant. Furthermore, effect sizes using partial eta squared (η_p^2) were calculated, which were defined as trivial, small, moderate and large.²⁰

Results

There were trivial differences in heart rate (PLA: 160 ± 15 , CHO: 159 ± 17 , CAF: 161 ± 18 , C+C: 161 ± 17 beats·min⁻¹) ($F_{1,16}=0.048$; $P=0.906$; $\eta_p^2=0.01$) and percentage of maximum heart rate (PLA: 83 ± 8 , CHO: 82 ± 10 , CAF: 83 ± 10 , C+C: 83 ± 11 %) ($F_{1,16}=0.060$; $P=0.886$; $\eta_p^2=0.01$) between experimental conditions during the fatiguing exercise protocol. In contrast, RPE was significantly lower during CAF and C+C compared with PLA (PLA: 15 ± 1 , CHO: 13 ± 3 , CAF: 12 ± 2 , C+C: 12 ± 2) ($F_{1,15}=4.696$; $P=0.036$; $\eta_p^2=0.30$). Arousal increased significantly during the completion of the exercise ($F_{1,11}=41.424$; $P<0.001$; $\eta_p^2=0.79$; Table 1). However, there were only small differences between conditions ($F_{2,18}=1.494$; $P=0.249$; $\eta_p^2=0.12$).

Small differences in blood glucose concentration was observed between conditions ($F_{3,33}=2.544$; $P=0.073$; $\eta_p^2=0.19$; Figure 3A). However, during CHO and C+C blood glucose increased moderately during the exercise compared with remaining stable during CAF and decreasing during PLA ($F_{3,33}=3.754$; $P=0.020$; $\eta_p^2=0.25$). Blood lactate (Figure 3B) concentration increased by a very large extent as a consequence of the exercise protocol ($F_{1,11}=591.098$; $P<0.001$; $\eta_p^2=0.98$). However, there were only trivial differences in blood lactate concentrations between the conditions ($F_{3,33}=0.131$; $P=0.941$; $\eta_p^2=0.01$).

Regarding the number of successful short serves (Figure 4A), a large and significant interaction was identified ($F_{2,18}=11.173$; $P=0.001$; $\eta_p^2=0.50$). During PLA and CAF accuracy decreased following the exercise protocol. In contrast short-serve accuracy was relatively stable during CHO and improved during C+C. A similarly large effect was observed for long serves (Figure 4B) with all trials demonstrating a reduction in accuracy after the exercise protocol with the exception of C+C, which improved ($F_{3,33}=12.221$; $P<0.001$; $\eta_p^2=0.53$).

A moderate and significant interaction ($F_{3,33}=7.741$; $P<0.001$; $\eta_p^2=0.41$) was identified for absolute error during the slow anticipation test (Figure 5A). During PLA and CHO absolute error increased (i.e. performance became poorer) following the exercise protocol. In contrast, absolute error decreased (i.e. performance was improved) during CAF and C+C. A similarly small effect was observed for absolute error during the fast anticipation test (Figure 5B) with all trials demonstrating an increased anticipation time following the exercise protocol, although by a significantly smaller magnitude during CAF and C+C ($F_{3,33}=4.901$; $P=0.006$; $\eta_p^2=0.31$).

A moderate time and trial interaction was observed for constant error during the slow anticipation test ($F_{3,33}=5.792$; $P=0.003$; $\eta_p^2=0.35$; Table 2) with performance reducing by a greater margin during PLA compared with the other trials. In contrast, a moderate reduction in constant error performance was observed during the fast anticipation test following the exercise protocol ($F_{1,11}=10.587$; $P=0.008$; $\eta_p^2=0.49$; Table 2), although only trivial differences between the trials ($F_{3,33}=1.101$; $P=0.363$; $\eta_p^2=0.09$). A moderate time and trial interaction was observed for variable error during the slow anticipation test ($F_{3,33}=5.792$; $P=0.003$; $\eta_p^2=0.35$; Table 2) with performance reducing by a greater margin during PLA compared with the other trials. Variable error during the fast anticipation test was significantly smaller during C+C compared with the other trials ($F_{3,33}=20.742$; $P<0.001$; $\eta_p^2=0.65$; Table 2), although performance was relatively unaffected by the exercise protocol with only trivial changes observed ($F_{1,11}=0.164$; $P=0.694$; $\eta_p^2=0.02$).

A small time and trial interaction was observed for reaction time (Figure 6A) with performance improving in all trials following the exercise protocol with the exception of PLA, which demonstrated a slower reaction time ($F_{3,33}=3.883$; $P=0.018$; $\eta_p^2=0.26$). Similarly, a small, but not significant time and trial interaction was observed for choice-reaction time

(Figure 6B) ($F_{2,20}=2.473$; $P=0.114$; $\eta_p^2=0.18$). However, a moderate improvement in choice-reaction time was observed between C+C and PLA ($F_{2,23}=7.097$; $P=0.003$; $\eta_p^2=0.39$). When combined as total sprint time, a large time and trial interaction was observed (Figure 6C) with performance improving in all trials following the exercise protocol with the exception of PLA, which demonstrated a reduction ($F_{3,33}=60.296$; $P<0.001$; $\eta_p^2=0.85$). Furthermore, total sprint time was significantly faster during C+C compared with the other trials ($F_{2,19}=35.165$; $P<0.001$; $\eta_p^2=0.76$).

Discussion

The key findings of the present study demonstrate that the ingestion of a caffeinated carbohydrate solution improves short and long serve accuracy, as well as CAT compared with placebo, suggesting improved shot performance. Furthermore, ingesting a caffeinated carbohydrate solution can preserve reaction time and 5 m sprinting speed.

The findings of the present study suggest that caffeine or carbohydrate ingestion alone do not preserve serving accuracy following fatiguing exercise. However, the co-ingestion of carbohydrate and caffeine successfully maintained serving accuracy post-exercise. Conversely, Hornery et al.² demonstrated that prolonged simulated tennis induced significant decrements in tennis skills and that caffeine supplementation partly attenuated the effects of fatigue and increased serve velocity. Furthermore, carbohydrate ingestion alone had little ergogenic effect on tennis performance.² In contrast, Bottoms et al.¹¹ reported that only the long serve was influenced by fatigue and carbohydrate had a tendency to prevent the deterioration in performance.

Following the ingestion of a placebo or carbohydrate alone CAT absolute error increased following the exercise protocol. In contrast, absolute error decreased following caffeine and carbohydrate and caffeine co-ingestion during the slow test and only small

differences in the faster trial. Similarly, Duncan et al.²¹ reported that caffeine ingestion offsets declines in anticipation performance during moderate-intensity exercise. Coincidence anticipation timing is fundamental to a multitude of actions within sports performance includes striking a moving such as a shuttlecock.²² Inaccurate CAT has been posited as the major reason why mistakes of a technical or tactical nature occur during competition.²³ The observed improvements in absolute error in the present study, whilst small, would be akin to successfully hitting or not hitting a moving object such as a shuttlecock.²⁴ As with many tests, the construct validity of CAT has been challenged. However, Williams et al.²⁵ reported that in tennis players, skill level was reflected in coincidence timing ability and Benguigui and Ripoll²⁶ demonstrated that expert players are generally more accurate than novices in CAT actions, when the conditions are similar to those in their field of practice. Furthermore, Lyons et al.²⁷ concluded that CAT has construct validity, particularly when the interceptive task is sport-specific, as was the case in the present study.

The ingestion of carbohydrate and caffeine individually improved simple reaction time, choice reaction time and total sprint time. The performance of these tasks were further improved following the ingestion of carbohydrate and caffeine combined. These findings support the studies which have reported the benefits of carbohydrate or caffeine ingestion during high-intensity exercise. Bottoms et al.¹¹ found that choice reaction time performance deteriorated after fatiguing exercise in the placebo trial, whereas it was maintained in the carbohydrate trial. Similar to the present study, Roberts et al.¹³ reported an improvement in 15-m sprint performance in the carbohydrate and caffeine trial compared with placebo. Furthermore, Pérez-López et al.²⁸ reported that the time needed to complete a volleyball-specific test was shorter when women volleyball players ingested a caffeinated energy drink, and the total time taken to complete a rugby motor skills test was faster in the carbohydrate and caffeine trial than the carbohydrate and placebo trials.¹³ Despite the different nature of

these tests, all of the tasks are similar in that they require coordinated movements to be performed accurately at speed, suggesting the addition of caffeine to a carbohydrate solution can improve performance.

Given the focus of the present study these results also need to be considered in the context of wider perceptuo-motor control. Missenard et al.²⁹ reported that fatigue resulted in an increase in movement times in their target aiming task irrespective of task difficulty and concluded that humans are able to perform accurate movements after fatigue but at the expense of movement duration. The results elicited in the present study would add at least partial support to these claims. Thus, in line with Missenard et al.²⁹, it could be expected, and as was the case, that coincidence anticipation timing performance and simple and choice reaction times became poorer in the presence of placebo. As performance was enhanced following the ingestion of caffeine or carbohydrate and then further augmented when both caffeine and carbohydrate were combined, it might be that the optimal strategy employed by the central nervous system (CNS) in order to exhibit increased signal-dependent noise in motor commands to preserve task success in the presence of fatigue, is maximised in the presence of caffeine and carbohydrate together.

Whilst the study design does not allow the mechanisms underlying the performance enhancements to be confirmed, the observed improvement are likely to be related to the caffeine-induced changes to the CNS. The performance improvements observed in the present study may have been facilitated by caffeine passing across the blood–brain barrier and binding to adenosine receptors in the brain and thus blocking the inhibitory action of adenosine.³⁰ This suggestion is reinforced by the lower RPE associated with carbohydrate and caffeine ingestion than with carbohydrate alone in the present study, and the reported lowering perception of effort during exercise following caffeine ingestion in previous studies.²¹ Supporting the results of the present study, Gant et al.¹² reported that no differences

in felt arousal between placebo and caffeine conditions leading to speculation that it is an altered perception of fatigue and effort enables players to overcome the reduced central neural drive, which would otherwise negatively influence the excitement and recruitment of skeletal muscle tissue.³¹ Finally, the co-ingestion of caffeine with carbohydrates has been shown to increase glucose absorption³² and exogenous carbohydrate utilization.³³ However, metabolic factors are unlikely to be the cause of the performance improvements due the maintenance of euglycemia in all trials and only trivial differences in blood lactate concentration and heart rate measures.

The aforementioned role of caffeine on the CNS in antagonism of adenosine is likely an influential factor in explaining the results of the present study. However, in the context of anticipation timing, Isaacs and Pohlman³⁴ suggested that divided attentional mechanisms, rather than the exercise bout alone, is responsible for the decreased performance observed. Thus, the differences in coincidence anticipation performance seen across the four conditions in the present study may be a result of divided attentional mechanisms. The demand of attending to the anticipation timing task during exercise recovery in the placebo condition may have placed greater demand on available attentional resources. Conversely, the pattern seen when caffeine or carbohydrate in isolation were consumed and then when both caffeine and carbohydrate were consumed together might be suggestive that greater attentional resource was available in these trials. In this way, the results of the present study align with Kahneman's³⁵ multidimensional allocation of resources theory. In a situation post exercise where physiological arousal is higher an individual will direct attention to many different sources, some of which provide irrelevant information and cause relevant signals to be missed, resulting in poorer performance. In the combined caffeine and carbohydrate condition, where enhanced anticipation performance was documented, participant's would likely have less depleted energy stores and increased CNS activation, leading to dampened

RPE and muscle pain perception.²⁶ This would then enable participants to more effectively externally focus (due to lower afferent pain signals from the working muscles) on the anticipation timing task post exercise whilst also allocating greater attentional resource to the anticipation task resulting in improved performance. Such a suggestion has previously been posited for the effects of caffeine on performance during and post-exercise.²¹ No studies to date appear to have examined this topic when both caffeine and carbohydrate have been consumed at the same time.

The current study is not without limitations. The anticipation timing and reaction timing tests employed both require rapid muscle activity in order to score well. It may therefore be that the improved performance during the caffeine and carbohydrate trials is more a result of enhanced ability to perform high-intensity exercise rather than true improvements in perceptuo-motor timing or reaction time alone. Prior evidence on the effect of fatigue on sport skill performance has also suggested that the effect of fatigue differs depending on the participants' skill level.²⁷ It may therefore be beneficial to examine the effect of caffeine and carbohydrate ingestion on skilled performance following fatigue in both expert and novice performers. There is also a need to consider the efficacy of caffeine and/or carbohydrate ingestion on badminton skill performance using a more ecologically valid task. If caffeine or carbohydrate ingestion truly enhances skilled performance as demonstrated here, this needs exploration following a protocol that mimics the demands, duration and unpredictability of competitive badminton, or a competitive match. However, in support of the findings of the present study, Abian et al.³⁶ reported that caffeine-containing energy drink improved jump performance and activity patterns during simulated match-play in elite badminton players.

Practical Applications

Irrespective of these limitations, on a practical level these findings suggest that the ingestion of $7 \text{ ml}\cdot\text{kg}^{-1}$ of a 6.4% carbohydrate solution containing a caffeine dose of $4 \text{ mg}\cdot\text{kg}^{-1}$ one hour before a match and then supplemented with an additional $3 \text{ ml}\cdot\text{kg}^{-1}$ during performance can improve badminton match performance. In addition, whilst it should be noted that none of the participants experienced any adverse effects in the present study, as with any new nutritional strategy, this should be implemented in a training session before attempting it in a match.

Conclusion

These findings suggest that the ingestion of a caffeinated carbohydrate solution before and during a badminton match has the potential to maintain serve accuracy and sprinting actions around the court. Therefore, coaches and players may wish to consider using this as an effective nutritional strategy to enhance overall competitive badminton performance.

Acknowledgments

This study was supported by a grant from the Badminton World Federation.

References

1. Girard, O., & Millet, G. P. (2008). Neuromuscular fatigue in racquet sports. *Neurologic Clinics*, *26*, 181-194.
2. Hornery, D. J., Farrow, D., Mujika, I. & Young, W. B. (2007). Caffeine, carbohydrate, and cooling use during prolonged simulated tennis. *International Journal of Sports Physiology and Performance*, *2*, 423-438.
3. Lees, A. (2003). Science and the major racket sports: A review. *Journal of Sports Sciences*, *21*, 707-732.
4. Vergauwen, L., Brouns, F., & Hespel, P. (1998). Carbohydrate supplementation improves stroke performance in tennis. *Medicine and Science in Sports and Exercise*, *30*, 1289-1295.
5. Mitchell, J.B., Cole, K.J., Grandjean, P.W., & Sobczak, R.J. (1992). The effect of a carbohydrate beverage on tennis performance and fluid balance during prolonged tennis play. *Journal of Applied Sport Science Research*, *6*, 96-102.
6. Gomes, R.V., Capitani, C.D., Ugrinowitsch, C., Zourdos, M.C., Fernandez-Fernandez, J., Mendez-Villanueva, A., & Aoki, M.S. (2013) Does carbohydrate supplementation enhance tennis match play performance? *Journal of the International Society of Sports Nutrition*. *10*, 46.
7. Kovacs, M.S. (2006). Carbohydrate intake and tennis: Are there benefits? *British Journal of Sports Medicine*, *40*, e13.
8. Wright, D.A., Sherman, W. M., & Dernbach, A. R. (1991). Carbohydrate feedings before, during, or in combination improve cycling endurance performance. *Journal of Applied Physiology*, *71*, 1082-1088.
9. Tsintzas, O.K., Williams, C., Boobis, L., & Greenhaff, P. (1995). Carbohydrate ingestion and glycogen utilization in different muscle fibre types in man. *Journal of Physiology*, *489*, 243-250.
10. Clarke, N. D., Drust, B., Maclaren, D. P. M., & Reilly, T. (2008). Fluid provision and metabolic responses to soccer-specific exercise. *European Journal of Applied Physiology*, *104*, 1069-1077.
11. Bottoms, L., Sinclair, J., Taylor, K., Polman, R. & Fewtrell, D. (2012). The effects of carbohydrate ingestion on the badminton serve after fatiguing exercise, *Journal of Sports Sciences*, *30*, 285-293.

12. Gant, N., Ali, A. & Foskett, A. (2010). The influence of caffeine and carbohydrate coingestion on simulated soccer performance. *International Journal of Sport Nutrition and Exercise Metabolism*, 20, 191-197.
13. Roberts, S. P., Stokes, K. A., Trewartha, G., Doyle, J., Hogben P., & Thompson, T. (2010). Effects of carbohydrate and caffeine ingestion on performance during a rugby union simulation protocol. *Journal of Sports Sciences*, 28, 833-842.
14. Hulston, C. J., & Jeukendrup, A. E. (2008). Substrate metabolism and exercise performance with caffeine and carbohydrate intake. *Medicine and Science in Sports and Exercise*, 40, 2096-2104.
15. Krustup, P., Mohr, M., Amstrup, T., Rysgaard, T., Johansen, J., Steensberg, A., Pedersen, P. K., & Bangsbo, J. (2003). The Yo-Yo intermittent recovery test: physiological response, reliability, and validity. *Medicine and Science in Sports and Exercise*, 35, 697-705.
16. Payne, V. G. (1986). The effects of stimulus runway length on coincidence anticipation timing performance. *Journal of Human Movement Studies*, 12, 289-295.
17. Edwards, B. J., Lindsay, K., & Waterhouse, J. (2005). Effect of time of day on the accuracy and consistency of the badminton serve. *Ergonomics*, 15, 1488-1498.
18. Borg, G. (1973). Perceived exertion: A note on “history” and methods. *Medicine and Science in Sports and Exercise*, 5, 90-93.
19. Svebak, S., & Murgatroyd, S. (1985). Metamotivational dominance: A multi method validation of reversal theory constructs. *Journal of Personality and Social Psychology*, 48, 107-116.
20. Hopkins, W. G., Marshall, S. W., Batterham, A. M., & Hanin, J. (2009). Progressive Statistics for Studies in Sports Medicine and Exercise Science. *Medicine and Science in Sports and Exercise*, 41, 3-13.
21. Duncan, M. J., Smith, M. Hankey, J., & Bryant, E. (2014). The effect of caffeine ingestion on coincidence anticipation timing, perceived exertion, and leg pain during submaximal cycling. *Fatigue: Biomedicine, Health & Behavior*, 2, 14-27.
22. Singer, R. N., Cauraugh, J. H., Chen, D., Steinberg, G. M., & Frehlich, S. G. (1996). Visual search, anticipation, and reactive comparisons between highly-skilled and beginning tennis players. *Journal of Applied Sport Psychology*, 8, 9-26.
23. Thomson, K. (2000). Skills, fatigue and parameters of cognitive psychology. In *Pre-Olympic Congress of Sports Medicine and Physical Education*, Brisbane: Australia.

24. Savelsbergh, G. J. P., & van der Kamp, J. (2000). Adaptation in the timing of catching under changing environmental constraints. *Research Quarterly for Exercise and Sport*, *71*, 195-200.
25. Williams, L. R. T., Katene, W. H., and Fleming, K. (2002). Coincidence timing of a tennis stroke: effects of age, skill level, gender, stimulus velocity, and attention demand. *Research Quarterly for Exercise and Sport*, *73*, 28-37.
26. Benguigui, N., & Ripoll, H. (1998). Effects of tennis practice on the coincidence timing accuracy of adults and children. *Research Quarterly for Exercise and Sport*, *69*, 217-223.
27. Lyons, M., Al-Nakeeb, Y., & Nevill, A. (2008). Post exercise coincidence anticipation in expert and novice Gaelic games players: The effects of exercise intensity. *European Journal of Sports Science*, *8*, 205-216.
28. Pérez-López, A., Salinero, J. J., Abian-Vicen, J., Valades, D., Lara, B., Hernandez, C., Areces, F., Gonzalez, C., & Del Coso, J. (2015). Caffeinated Energy Drinks Improve Volleyball Performance in Elite Female Players. *Medicine & Science in Sports & Exercise*, *47*, 850-856.
29. Missenard, O., Mottet, D., & Perrey, S. (2009). Adaptation of motor behaviour to preserve task success in the presence of muscle fatigue. *Neuroscience*, *161*, 773-786.
30. Davis, J. M., Zhao, Z., Stock, H. S., Mehl, K. A., Buggy, J., & Hand, G. A. (2003). Central nervous system effects of caffeine and adenosine on fatigue. *American Journal of Physiology: Regulatory, Integrative and Comparative Physiology*, *284*, R399-R404.
31. Meeusen, R., Watson, P., Hasegawa, H., Roelands, B., & Piacentini, M. F. (2006). Central fatigue: The serotonin hypothesis and beyond. *Sports Medicine*, *36*, 881-909.
32. Van Nieuwenhoven, M. A., Brummer, R.M., & Brouns F. (2000). Gastrointestinal function during exercise: comparison of water, sports drink, and sports drink with caffeine. *Journal of Applied Physiology*, *89*, 1079-1085.
33. Yeo, S. E., Jentjens, R. L., Wallis, G. A., & Jeukendrup, A. E. (2005). Caffeine increases exogenous carbohydrate oxidation during exercise. *Journal of Applied Physiology*, *99*, 844-850.
34. Isaacs, L. D., & Pohlman, R.L. (1991). Effects of exercise intensity on an accompanying timing task. *Journal of Human Movement Studies*, *20*, 123-131.

35. Kahneman, D. (1973). *Attention and Effort*. Englewood Cliffs, NJ: Prentice Hall.
36. Abian, P., Del Coso, J., Salinero, J.J., Gallo-Salazar, C., Areces, F., Ruiz-Vicente, D., Lara, B., Soriano, L., Muñoz, V., & Abian-Vicen, J. (2015). The ingestion of a caffeinated energy drink improves jump performance and activity patterns in elite badminton players. *Journal of Sports Sciences*, 33, 1042-1050.




Figure 1: Bassin anticipation timer set-up.

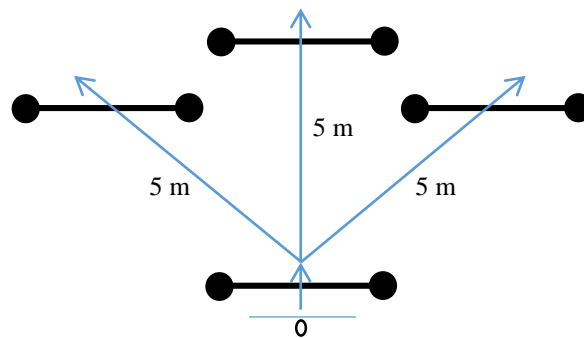


Figure 2: Schematic of choice-reaction time course.

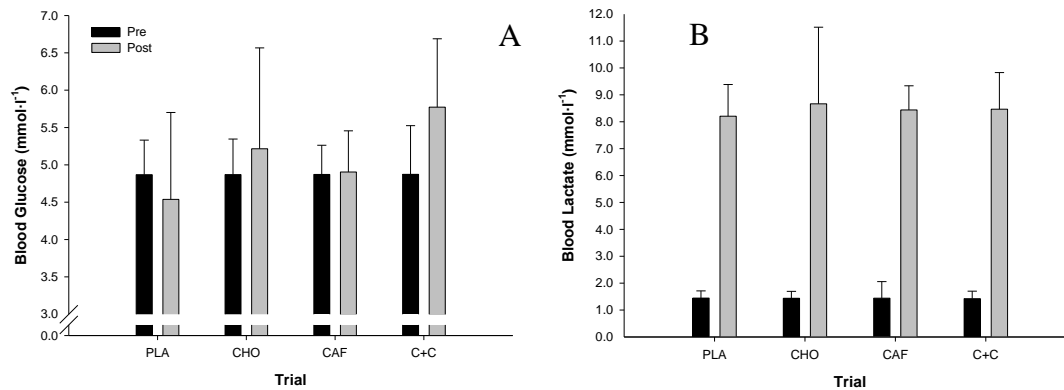


Figure 3: Mean (\pm SD) blood glucose (A) and lactate (B) pre- and post-fatiguing exercise. A significant interaction between condition and time for blood glucose ($P<0.05$) and a main effect for time for blood lactate was found ($P<0.001$).

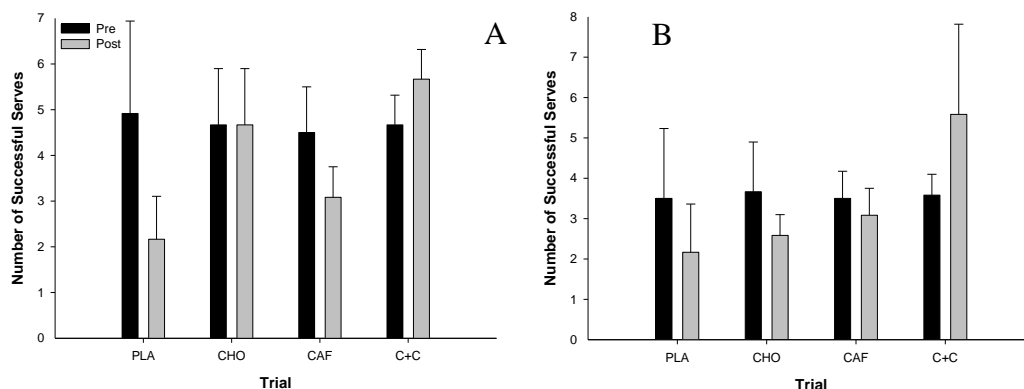


Figure 4: Mean (\pm SD) number of successful short (A) and long (B) serves pre- and post-fatiguing exercise. A main effect was found for condition and time, along with a significant interaction between condition and time for short serves ($P<0.001$) and a main effect was found for condition and a significant interaction between condition and time for long serves ($P<0.005$).

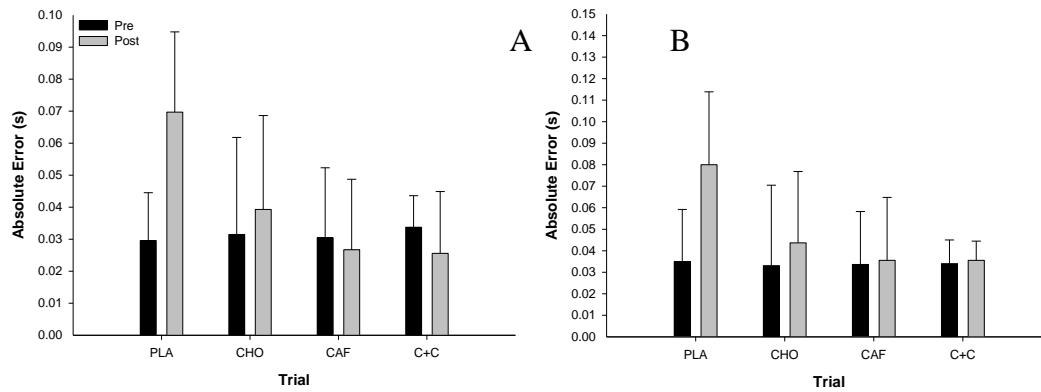


Figure 5: Mean (\pm SD) absolute error during the slow (A) and fast (B) coincidence anticipation test pre- and post-fatiguing exercise. A main effect was found for condition and a significant interaction between condition and time for slow ($P<0.001$) and a main effect was found for condition and time, along with a significant interaction between condition and time for fast ($P<0.001$).

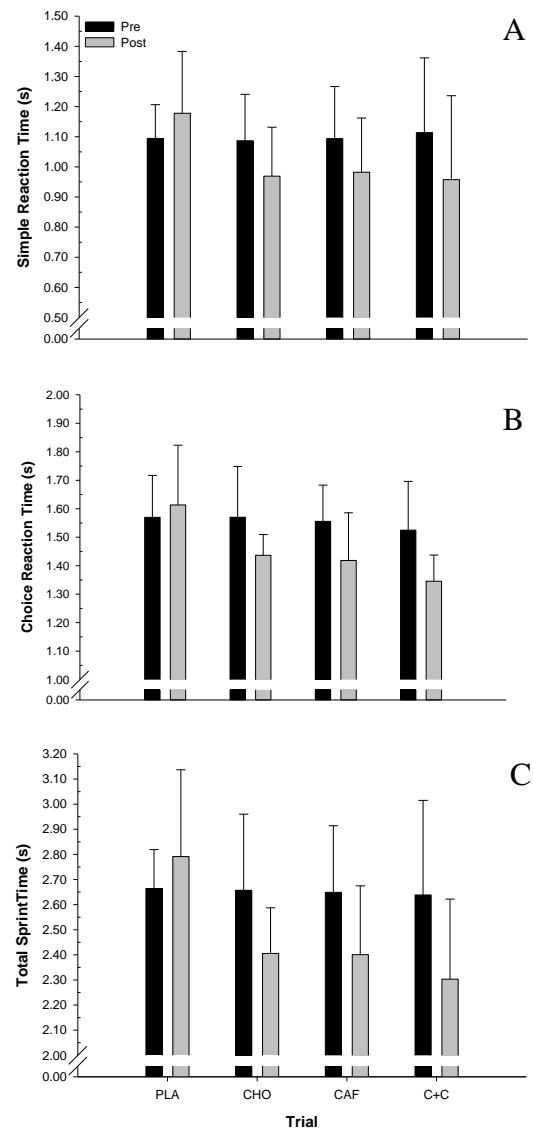


Figure 6: Mean (\pm SD) simple reaction time (A), choice reaction time (B) and total sprint time (C) pre- and post-fatiguing exercise. A significant interaction between condition and time was found for simple reaction time ($P < 0.05$). A main effect was found for condition and time for choice-reaction time ($P < 0.05$). A main effect was found for time and condition along with a significant interaction between condition and time for total sprint time ($P < 0.001$).

Table 1: Mean (\pm SD) arousal pre- and post-fatiguing exercise. A main effect for time for arousal was found ($P<0.001$).

	Pre				Post			
	PLA	CHO	CAF	C+C	PLA	CHO	CAF	C+C
Arousal (AU)	2 \pm 1	2 \pm 1	2 \pm 1	2 \pm 0	3 \pm 1	3 \pm 1	3 \pm 1	3 \pm 1

Table 2: Mean (\pm SD) descriptive data (s) for constant and variable errors slow and fast coincidence anticipation test pre- and post-fatiguing exercise. A main effect was found for condition and time as well as a significant interaction between condition and time for constant error in the slow test ($P<0.05$) and a main effect was found for time in the fast test ($P<0.05$). A main effect was found for condition and time along with a significant interaction between condition and time for variable error in the slow test ($P<0.05$) and a main effect was found for condition for variable error in the fast test ($P<0.05$).

Error	Pre				Post			
	PLA	CHO	CAF	C+C	PLA	CHO	CAF	C+C
<i>Slow</i>								
Constant error	0.014 \pm 0.097	0.014 \pm 0.089	0.014 \pm 0.055	0.014 \pm 0.021	-0.162 \pm 0.151	-0.004 \pm 0.081	-0.004 \pm 0.091	0.005 \pm 0.034
Variable error	0.226 \pm 0.111	0.144 \pm 0.135	0.160 \pm 0.115	0.037 \pm 0.013	0.477 \pm 0.210	0.176 \pm 0.136	0.106 \pm 0.074	0.054 \pm 0.063
<i>Fast</i>								
Constant error	-0.067 \pm 0.066	-0.067 \pm 0.153	-0.067 \pm 0.088	0.012 \pm 0.013	0.036 \pm 0.129	0.039 \pm 0.096	0.008 \pm 0.074	0.021 \pm 0.014
Variable error	0.181 \pm 0.133	0.154 \pm 0.154	0.169 \pm 0.120	0.029 \pm 0.017	0.210 \pm 0.082	0.170 \pm 0.132	0.166 \pm 0.145	0.034 \pm 0.015